

**Model: 924 86****Model life 1986>>1988**

## ORDER-INFO

THIS PARTS CATALOGUE CONTAINS ALL ORDER INFORMATION OF  
TYPE 924S FROM MODEL YEAR 1986 TO MODEL YEAR 1988

IT IS AVAILABLE IN TWO EDITIONS IN THE FOLLOWING LANGUAGES:

EDITION

USA, CANADA

- \*

EDITION

ALL OTHER COUNTRIES

- GERMAN

\* - ENGLISH

- FRENCH

- ITALIAN

- SPANISH

UPDATING IS BEING PERFORMED BY CHANGING OF UPDATE.

THE EDITION CAN BE RECOGNIZED BY THE CURRENT NO.  
YEAR IN THE BOTTOM LINE OF SUBJECT UPDATE.

THE PREVIOUS UPDATE SHOULD NO LONGER BE USED.

ALL ILLUSTRATIONS ARE SUBJECT TO CHANGE WITHOUT OBLIGATION.

"WE RESERVE THE RIGHT TO SUPPLY A SUBSEQUENTLY  
PRODUCED COMPONENT, ON WHICH ADDITIONAL WORK  
IS NECESSARY, INSTEAD OF THE COMPONENT LISTED IN  
THE CATALOGUE"

Model: 924 86

Model life 1986>>1988

EXPLANAT.- VIN																	
EXPLANATION OF THE ABRIDGED VERSION OF THE VEHICLE IDENT. NUMBERS (VIN)																	
=====																	
USED IN THE CATALOGUE																	
=====																	
DIGIT:	1	2	3	4	5	6	7	8	9	10	11	12	13	14	15	16	17
EXAMPLE:	W	P	O	Z	Z	Z	9	2	Z	J	N	4	0	0	1	2	5
							==			=	=	=					
							!			!	!	!				!	
VEHICLE TYPE 1ST+2ND DIGIT-----+										!	!	!				!	
										!	!	!				!	
MODEL YEAR-----+											!	!				!	
											!	!				!	
MANUFACTURING LOCATION-----+												!				!	
												!				!	
VEHICLE TYPE 3RD DIGIT-----+																!	
																!	
SERIAL NUMBER-----+																	+

**Model: 924 86****Model life 1986>>1988**

## SUMMARY TYPES

VEHICLE TYPE	MY	VEHICLE IDENT.NR.	ENGINE TYPE
924 S	86 G	92GN4 00001>09999	M44.07/08, 110KW
924 S	87 H	92HN4 00001>09999	M44.07/08, 110KW
924 S (USA) (CDN) (J)	87 H	92HN4 50001>59999	M44.07/08, 110KW
924 S	88 J	92JN4 00001>09999	M44.09/10, 118KW
924 S (USA) (CDN) (J)	88 J	92JN4 50001>59999	M44.09/10, 118KW

Model: 924 86

Model life 1986>>1988

EXPL. ENGINE-NO.

EXPLANATION OF THE MOTOR-NUMBERS USED IN THE CATALOGUE

=====

DIGIT:

1 2 3 4 5 6 7 8

EXAMPLE:

4 3 J 0 0 1 3 6

= = = =====

! ! ! !

ENGINE TYPE (4 = 4-CYL.-ENGINE)-----+

! ! !

ENGINE VERSION-----+

! !

MODEL YEAR-----+

! !

SERIAL NUMBER-----+

! !

**Model: 924 86****Model life 1986>>1988**

## SUMMARY ENGINE

VEHICLE TYPE	ENGINE		MY	ENGINE NO.	TECHNICAL DATA
	TYPE				
924 S	M44.07	86 G	43G	00001>60000	4CYL/2,5L/110KW
924 S	M44.08	86 G	43G	60001>90000	4CYL/2,5L/110KW
924 S	M44.07	87 H	43H	00001>60000	4CYL/2,5L/110KW
924 S	M44.08	87 H	43H	60001>90000	4CYL/2,5L/110KW
924 S	M44.09	88 J	46J	00001>60000	4CYL/2,5L/118KW
924 S	M44.10	88 J	46J	60001>70000	4CYL/2,5L/118KW

Model: 924 86

Model life 1986>>1988

EXPL. TRANSM. NO.

EXPLANATION OF THE TRANSMISSION-NUMBERS USED IN THE CATALOGUE

=====

DIGIT:1 2 34 56 78

EXAMPLE:R C D1 90 28

=====

! ! ! !

! ! ! !

CODE LETTERS-----+ ! ! !

! ! !

MANUFACTURING DAY-----+ ! !

! !

MANUFACTURING MONTH-----+ !

!

MANUFACTURING YEAR-----+

Model: 924 86

Model life 1986&gt;&gt;1988

## SUMM. TRANSMISS.

VEHICLE TYPE	TRANSM.		TRANSMISSION NO.				TECHNICAL DATA
	TYPE	MY					
924 S	016 J	86	QK	..	..	.	5-SPEED
924 S M220	016 J	86	7Q	..	..	.	5-SPEED
924 S M249	087 M	86	RCD	..	..	.	3-SPEED
924 S	016 J	87	QK	..	..	.	5-SPEED
924 S M220	016 J	87	7Q	..	..	.	5-SPEED
924 S M249	087 M	87	RCD	..	..	.	3-SPEED
924 S M249 (USA) (CDN) (J)	087 N	87	RCB	..	..	.	3-SPEED
924 S	016 J	88	QK	..	..	.	5-SPEED
924 S M220	016 J	88	7Q	..	..	.	5-SPEED
924 S M249	087 M	88	RCD	..	..	.	3-SPEED
924 S M249 (USA) (CDN) (J)	087 N	88	RCB	..	..	.	3-SPEED

Model: 924 86

Model life 1986&gt;&gt;1988

## LEGENDS/NOTICES

## LEGENDS AND NOTICES

=====

## IN COLUMN -S- STATUS

-----

- N NEW ADDITION
- P PART ALREADY IN PROGRAMME, BUT NEW  
AT THIS APPLICATION
- W DELETED AT THIS APPLICATION, BUT CONTINUED  
TO BE CARRIED
- A STOCK TO BE USED UP
- U DELETED WITHOUT REPLACEMENT
- \* PART ALSO OR ONLY AVAILABLE  
IN REPAIR KIT
- > ALSO AVAILABLE IN EXCHANGE

## IN COLUMN - ILL. -

-----

- 1 IDENTIFICATION NO. IN ILLUSTRATION
- (1) PART ONLY SIMILAR AS ILLUSTRATED
- PART IS NOT ILLUSTRATED

FIG.-NUMBERS FOR WHICH THERE IS SHOWN NO TEXT ARE  
NOT VALID FOR THIS EDITION OF CATALOGUE

## IN COLUMN -PART NUMBER/CODE-

-----

000 000 000 00 PART NUMBER EQUALS ORDERING NO., IF A CODE IS  
SHOWN, IT WILL HAVE TO BE PART OF ORDERING  
NUMBER

AC3 COLOUR CODE

## IN COLUMN -TEXT

-----

INSTALLATION WITH ENGINE OR CHASSIS  
NUMBER-RANGE

## EXAMPLE:

M 43J 00134 >>

FROM ENGINE NO.



Model: 924 86

Model life 1986>>1988

F

>> 92 JN40 00143 UP TO VIN

Model: 924 86

Model life 1986&gt;&gt;1988

## LEGENDS/NOTICES

IN COLUMN - A -  
-----

IDENTIFICATION LETTER FOR PERIOD OF INSTALLATION  
THAT IS REPEATED SEVERAL TIMES IN THE CATALOG GROUP.

EXPLANATION PLEASE FIND IN TEXT COLUMN OF THE CATALOG GROUP

IN COLUMN - QU - = NO. OF PIECES  
-----

1 NUMBER PER APPLICATION

X NUMBER AS NEEDED

\* AVAILABLE ONLY IN RUNNING LENGTHS 1 = 1 METRE

IN COLUMN - MODEL/SYMBOL -  
-----

M650 OPTIONAL EQUIPMENT - SEE M-NO. LIST

-88 LIMITATION OF MODEL YEAR FOR INSTANCE: VALID UP TO  
END OF MODEL YEAR 1988

/LL LHD

/RL RHD

-----+  
/V FRONT I

I  
/H REAR I

I----> APPLIES TO  
/L LEFT I DIRECTION OF TRAVEL

I  
/R RIGHT I

-----+

AUT. AUTOMATIC

WW THE PART CAN BE USED INSTEAD OF THE  
PRECEDING ONE

Model: 924 86

Model life 1986&gt;&gt;1988

COUNTRY-EQIPM.

EQUIPMENT BY COUNTRY REGULATIONS  
=====

(A)	AUSTRIA
(AG)	THE GULF STATES
(AUS)	AUSTRALIA
(B)	BELGIUM
(CDN)	CANADA
(CH)	SWITZERLAND
(D)	FEDERAL REPUBLIC OF GERMANY
(DK)	DENMARK
(E)	SPAIN
(F)	FRANCE
(GB)	GREAT BRITAIN
(GR)	GREECE
(HK)	HONGKONG
(I)	ITALY
(J)	JAPAN
(L)	LUXEMBURG
(N)	NORWAY
(NL)	NETHERLANDS
(NS)	NEW ZEALAND
(P)	PORTUGAL
(RC)	TAIWAN
(S)	SWEDEN
(SA)	SAUDI ARABIA
(SF)	FINLAND
(USA)	UNITED STATES OF AMERICA

<div> <div>PORSCHE</div> <div>Optional Equipment</div> <div>PORSCHE</div> </div>	
<div> <div>Model: 924 86</div> <div>Model life 1986&gt;&gt;1988</div> </div>	
NR	Description
M000	<div> <div>+-----+</div> <div>! Summary of optional extras "M"!</div> <div>+-----+</div> </div>
M018	Sports steering wheel with elevated hub 30 mm
M020	Speedometer with two scales mph-km/h
M024	Version for Greece
M027	Version for California
M030	Sport-type chassis
M034	Version for Italy
M036	Impact absorbers front and rear
M058	Impact absorbers, front and rear
M061	Version for Great Britain
M062	Version for Sweden
M113	Version for Canada
M119	Version for Spain
M124	Version for France
M126	Control and indications in French lettering
M150	Operation with leaded gas
M154	Engine control unit for improved emission results
M157	Three-way catalytic converter, oxygen sensor and digital engine electronics (DME)
M182	Safety devices in passenger compartment
M185	2-point seat belts, rear automatic
M186	2-point seat belts, rear manual
M187	H4 headlamps for left-hand traffic
M193	Version for Japan
M197	Stronger battery
M215	Version for Saudi Arabia
M220	Locking differential 40 %
M225	Version for Belgium, engine designation: -B-
M249	Automatic transmission
M261	Door mirror - flat - passenger's side, electrically adjustable and heatable
M277	Version for Switzerland
M288	Headlamp washer
M298	Catalytic converter together with manual transmission
M299	Catalytic converter together with automatic transmission
M325	Version for South Africa/New Zealand
M335	Automatic seat belt, 3-point, rear

PORSCHE		Optional Equipment		PORSCHE	
Model: 924 86		Model life 1986>>1988			
NR	Description				
M347	Forged wheels platinum-anodized rim 7 x 16 tire 225/50 VR 16				
M360	Splash guard corner pieces				
M395	Light-alloy rims, forged 6J x 16 with tyres 205/55 VR16				
M398	Door mirror for driver's side - flat - electrically adjustable and heatable				
M404	Anti-roll bar, front and rear				
M409	Sports seats, leather				
M410	Sports seats, seat and backrest surface cloth/leatherette				
M416	4-spoke steering wheel (leather), diameter 380 mm				
M423	Holder for cassettes and coins				
M425	Rear window wiper				
M431	4-spoke steering wheel (leather), diameter 363 mm				
M432	Sports steering wheel leather, diameter 363 mm (4 spokes)				
M440	Manual antenna, 4 loudspeakers --- MY 2002 MY 2003 --- antenna diversity				
M445	Emergency wheel for Great Britain, tyre R 15				
M447	Emergency wheel out of steel				
M454	Automatic speed control				
M455	Anti-theft device for wheels				
M456	Anti-roll bar, front, diameter 23 mm, rear, diameter 14 mm, sports shock absorbers, front and rear				
M459	Electrical antenna instead of manual antenna				
M461	Electrical antenna, 4 loudspeakers				
M463	Clear windscreen				
M466	2nd rear fog lamp				
M467	Door mirror for driver's side, convex, electrically heatable and adjustable				
M474	Shock absorber (sporting), front and rear				
M475	Brake pads without asbestos				
M479	Version for Australia				
M484	Version for USA				
M488	Inscriptions in German language				
M492	Headlamps for left-hand traffic				
M498	Deletion of model designation on rear end				
M499	Version for Germany				
M525	Anti-theft device with continuous sound				
M526	Door panels (cloth)				
M528	Door mirror for passenger's side - convex - electrically heatable and adjustable				

Model: 924 86

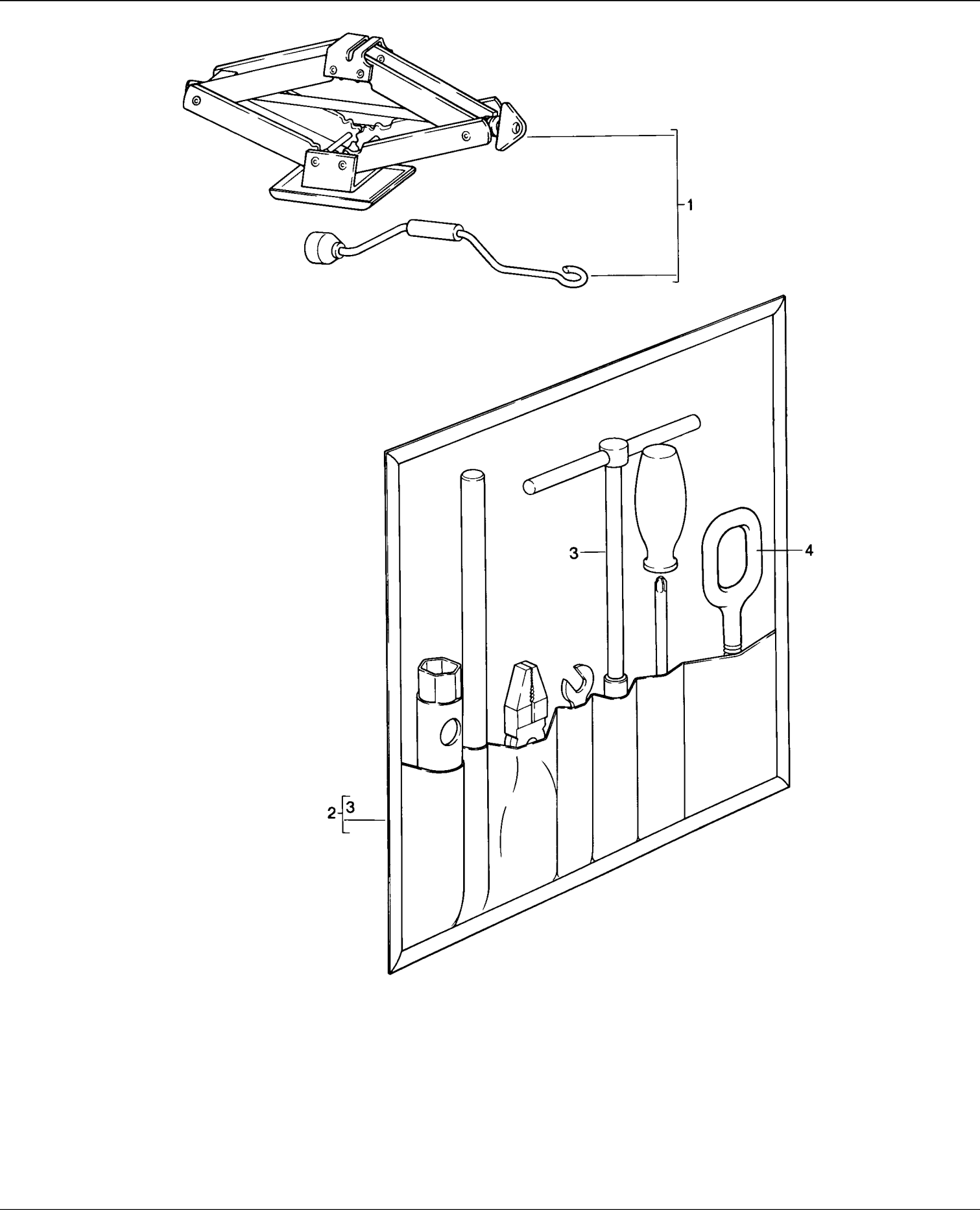
Model life 1986&gt;&gt;1988

NR	Description
M533	Anti-theft device
M553	Version for USA, Canada
M567	Windscreen tinted, upper part darker coloured
M573	Air conditioner
M576	Without rear fog lamp
M605	Headlight levelling system
M650	Detachable roof, electrical
M651	Electric window opener
M657	Power assisted steering
M685	Rear seats, split
M719	Special conversions
M755	Special model '88
M756	Special model '88
M946	Seat covers, front, leather/leather/leatherette
M974	Luggage compartment cover
M989	Sports seat, left and right all-cloth with Porsche logo
M990	Seat covers, front, cloth/cloth/leatherette

Model life 1986&gt;&gt;1988


Model: 924 86

Model life 1986>>1988





Model: 924 86

Model life 1986&gt;&gt;1988

Pos	Part Number	Description	Remark	Qty	Model
1	477 011 033	Accessories		1	
2	944 721 027 05	Scissors type jack		1	
		Tool bag			
		with contents			
		Comprising:			
		Tool bag		1	
		Angular screw driver		1	
3	477 012 233	Spark plug wrench		1	
		Rim wrench		1	
		Operating rod		1	
		for			
		Rim wrench			
		Double-end spanner		1	
		10 X 13			
		Handle		1	
		Insert		1	
		for			
		Cross-recess screw			
		And			
		Slotted screw			
		Universal pliers		1	
-	928 361 311 00	Hook		1	
		for			
		Cover			
		Wheel nut			
		Use also:			
4	996 721 151 00	Towing lug		1	
(4)	928 722 101 05	Towing lug		1	M058
-	944 721 101 00	Key		1	
		for			
		Emergency operation			
		Lifting roof			
-	900 029 010 40	Plastic nut		2	
		for			
		Emergency operation			
		Lifting roof			

PORSCHE		Illustration: 001-05		PORSCHE	
Model: 924 86		Model life 1986>>1988			

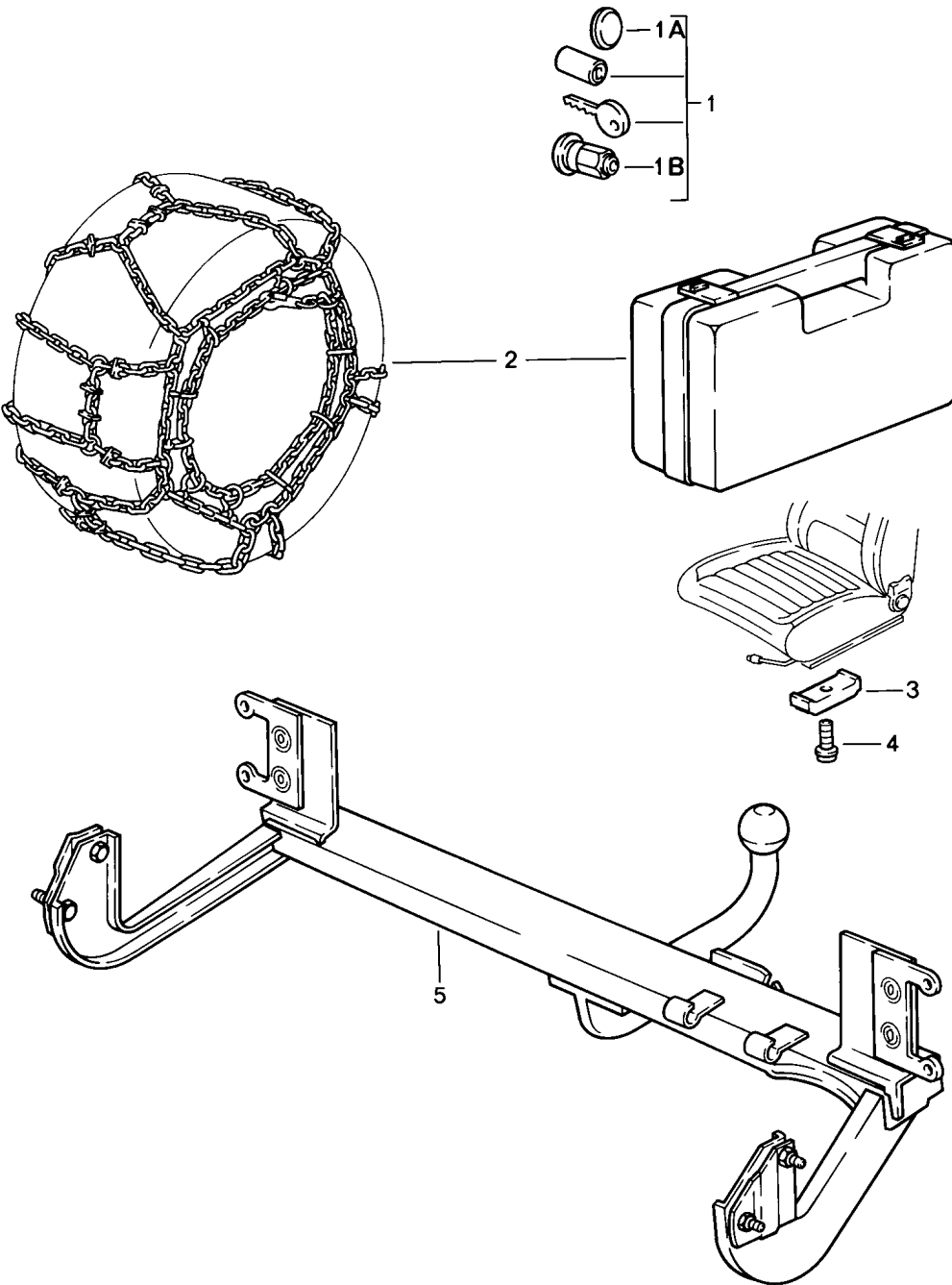
Model: 924 86

Model life 1986&gt;&gt;1988

Pos	Part Number	Description	Remark	Qty	Model
-	477 000 257 G	Stickers Sticker Tyre pressure 185/70 - HR 14		1	
-	477 000 204	Sticker Tyre pressure 195/65 - VR 15		1	
-	477 000 204 A	Sticker Tyre pressure 205/55 - VR 16		1	
-	477 000 267	Sticker for cars with Catalytic converter		1	
-	477 000 258	Sticker Unleaded fuel only Filler neck		1	
-	211 000 258 A	Sticker Unleaded Dashboard		1	
-	930 701 203 01	Sticker Octane rating for Fuel tank cap		1	
-	928 701 169 02	Sticker Dashboard	(CDN)	1	
-	944 006 121 00	Sticker Bleeder Screw Connection piece		1	

Model: 924 86

Model life 1986>>1988



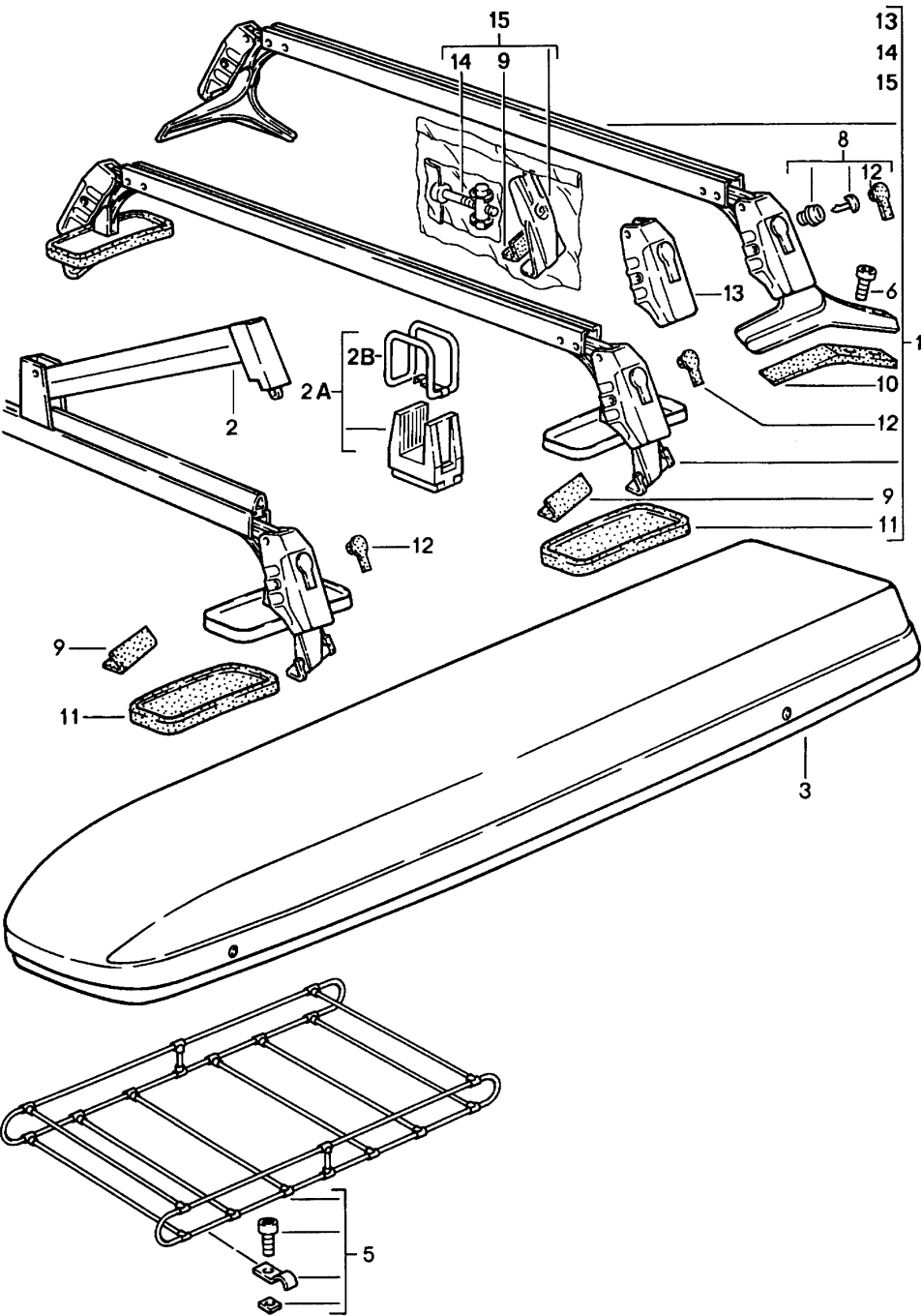
Model: 924 86

Model life 1986&gt;&gt;1988

Pos	Part Number	Description	Remark	Qty	Model
1	928 361 047 03	Accessories Wheel nut Lockable 1 set		1	
1	965 361 955 00	Wheel nut Lockable 1 set		1	
1	968 361 955 00	Wheel nut Lockable 1 set		1	
1	993 361 057 00	Wheel nut Lockable 1 set		1	
1A	965 361 167 00	Cap		1	
1B	928 361 306 03	Wheel nut Lockable without lock Snow chains		4	
2	911 361 909 00	Snow chains 1 set for Tyre 195/65 R 15 Vertical seat adjustment		1	
3	911 521 493 00	Spacer 13 MM		X	
4	900 067 089 02	Pan-head screw M 6 X 25 for 13 MM Elevation		X	
4	900 067 089 01	Pan-head screw M 6 X 25 for 13 MM Elevation		X	
(4)	N 014 749 2	Pan-head screw M 6 X 40 for 26 MM Elevation		X	
-	477 821 161 A	Mud flap	/L	1	
-	477 821 162 A	Mud flap	/R	1	
-	N 010 264 4	Hexagon-head bolt M 5 X 20		6	
-	N 011 692 3	Washer		6	
-	N 012 005 3	Lock ring B 5		6	
-	N 011 005 14	Hexagon nut M 5		6	
-	900 076 091 01	Hexagon nut M 5		6	

Model: 924 86

Model life 1986>>1988



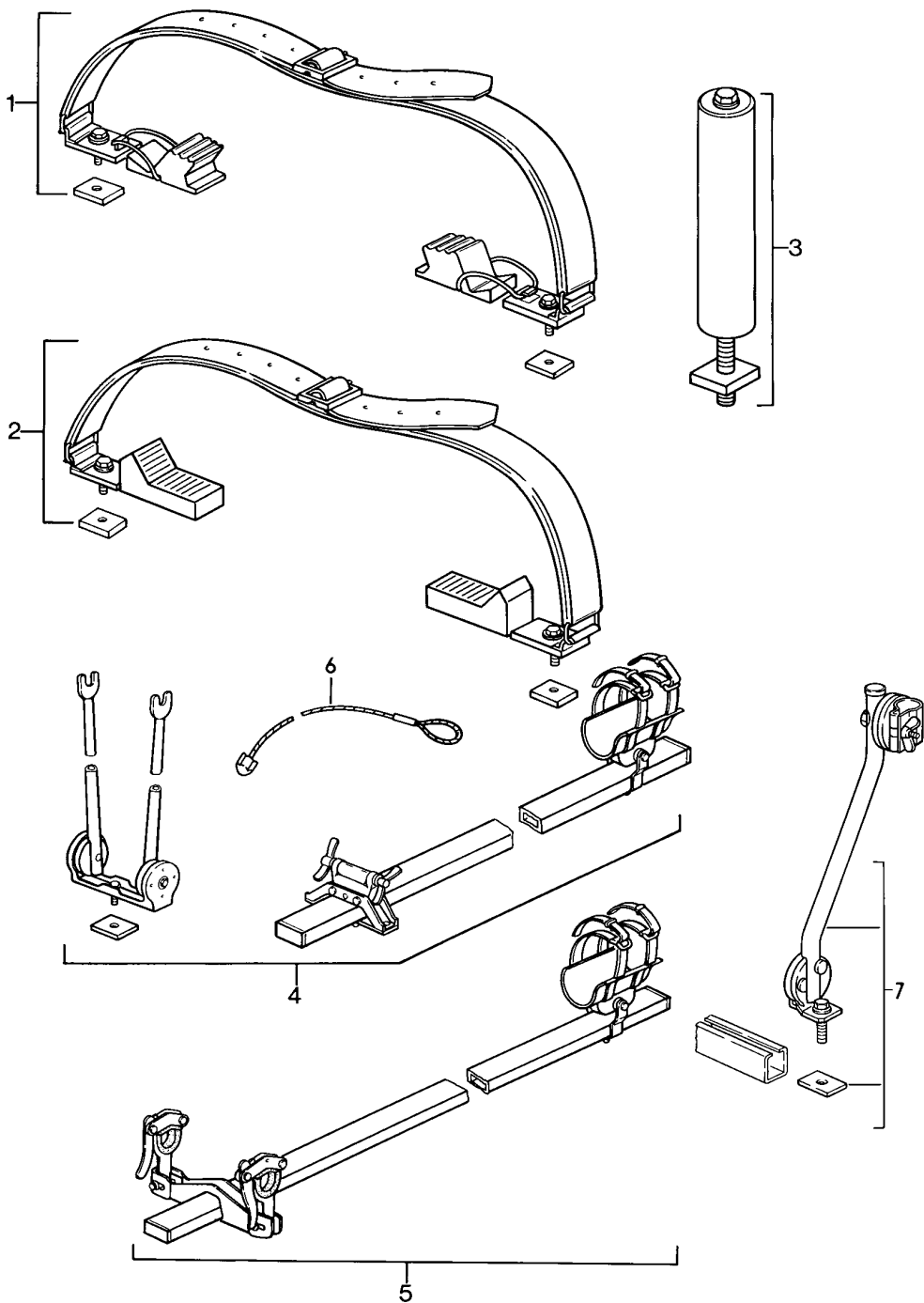
Model: 924 86

Model life 1986&gt;&gt;1988

Pos	Part Number	Description	Remark	Qty	Model
		Roof transport system			
1	944 801 005 00	Roof rack		1	
2	928 801 061 02	Clamping bow		1	
		1 set			
2A	928 801 903 02	Rubber support for skis		X	
2B	928 801 193 02	Retaining strap		X	
3	928 801 063 02	Ski box	/L	1	
(3)	928 801 064 02	Ski box	/R	1	
5	928 801 081 02	Roof luggage rack set		1	
6	999 119 012 07	Pan-head screw		4	
8	928 801 011 02	Cylinder lock		1	
		with keys			
		Only for replacement			
		State lock number			
9	477 091 145	Protection cap		2	
10	477 091 151 A	Protective rubber	/L	1	
(10)	477 091 152 A	Protective rubber	/R	1	
11	928 801 267 02	Rubber plate		2	
		Front			
12	928 801 111 02	Protection cap		4	
13	928 801 107 02	Lid		2	
14	944 801 901 01	Parts kit		X	
		Comprising:			
		Bolt		1	
		Screw		1	
		Lock		2	
15	944 801 901 00	Parts kit		X	
		Comprising:			
		Tension shackle		2	
		Desk pad		2	
		Screw		2	
		Washer		2	
		Key		1	

Model: 924 86

Model life 1986>>1988





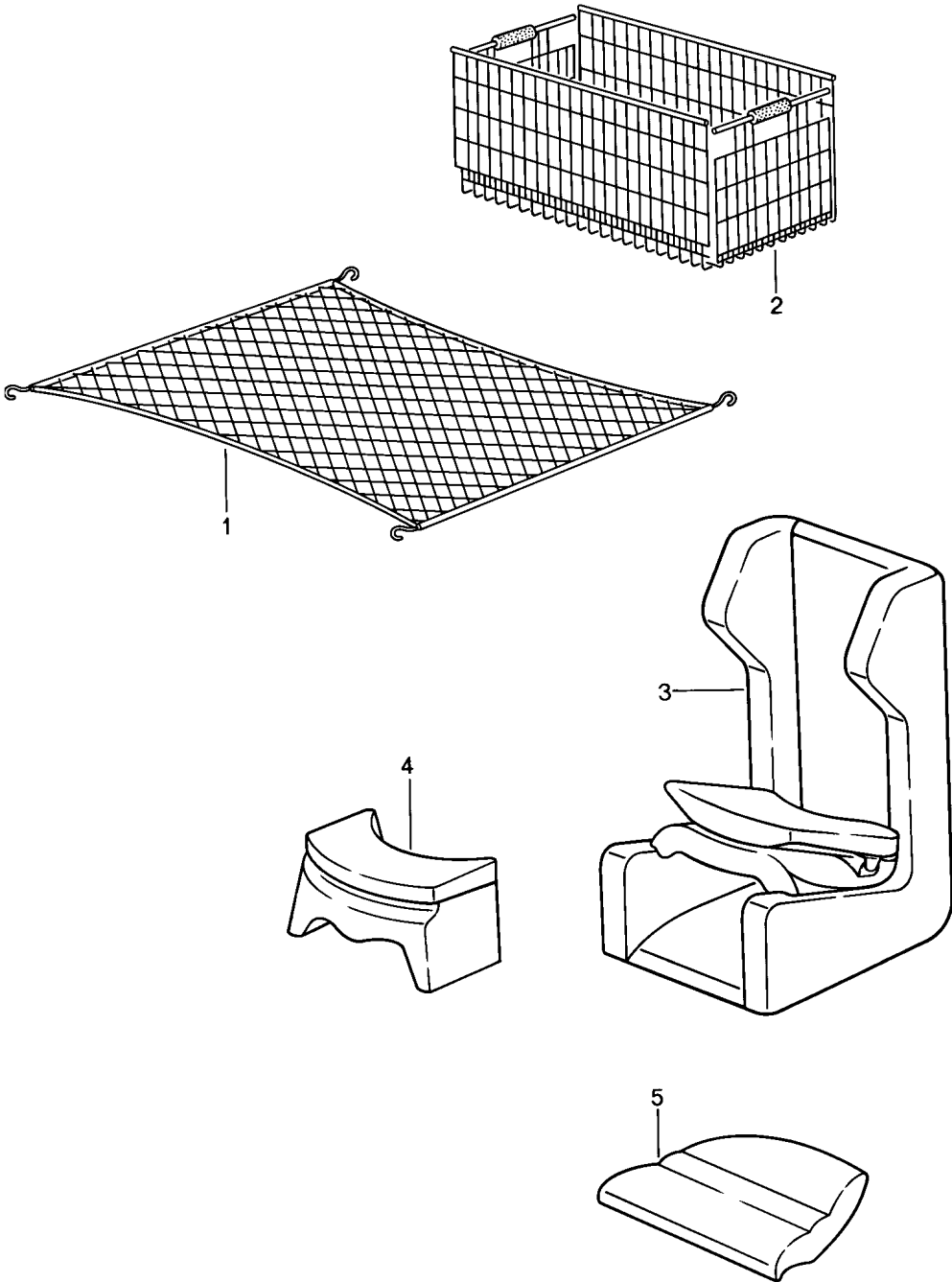
Model: 924 86

Model life 1986&gt;&gt;1988

Pos	Part Number	Description	Remark	Qty	Model
		Roof transport system			M 388
1	928 801 019 02	Set of surf board supports		1	
2	928 801 017 02	Set - canoe carrier		1	
3	928 801 085 02	Ladder support mandrel		X	
4	928 801 093 02	Set - bike carrier		1	
		Racing bike			
5	928 801 095 02	Set - bike carrier		1	
		Standard bike			
6	928 801 079 02	Safety rope		1	
7	928 801 097 02	Support for bicycle		1	

Model: 924 86

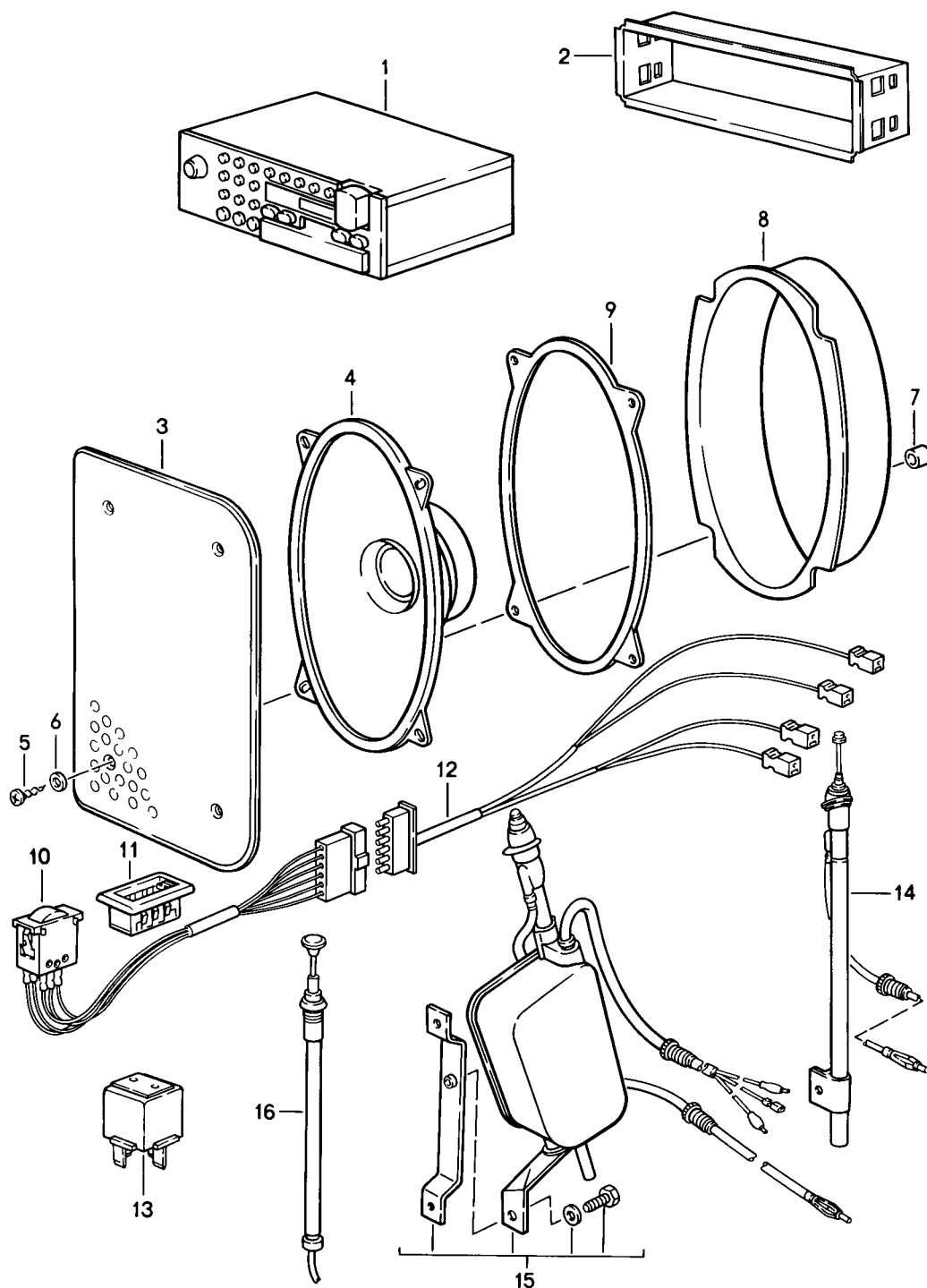
Model life 1986>>1988



PORSCHE		Illustration: 002-10			PORSCHE	
Model: 924 86 Model life 1986>>1988						
Pos	Part Number	Description	Remark	Qty	Model	
1	477 863 539	Accessories		1		
2	000 043 002 00	Luggage net		1		
		Car basket				
		Foldable				
5	944 522 159 00	Child car seat cushion	/L	1		
	944 522 159 00 4CR	Black				
		for				
		Back seat				
6	944 522 160 00	Child car seat cushion	/R	1		
	944 522 160 00 4CR	Black				
		for				
		Back seat				

Model: 924 86

Model life 1986>>1988



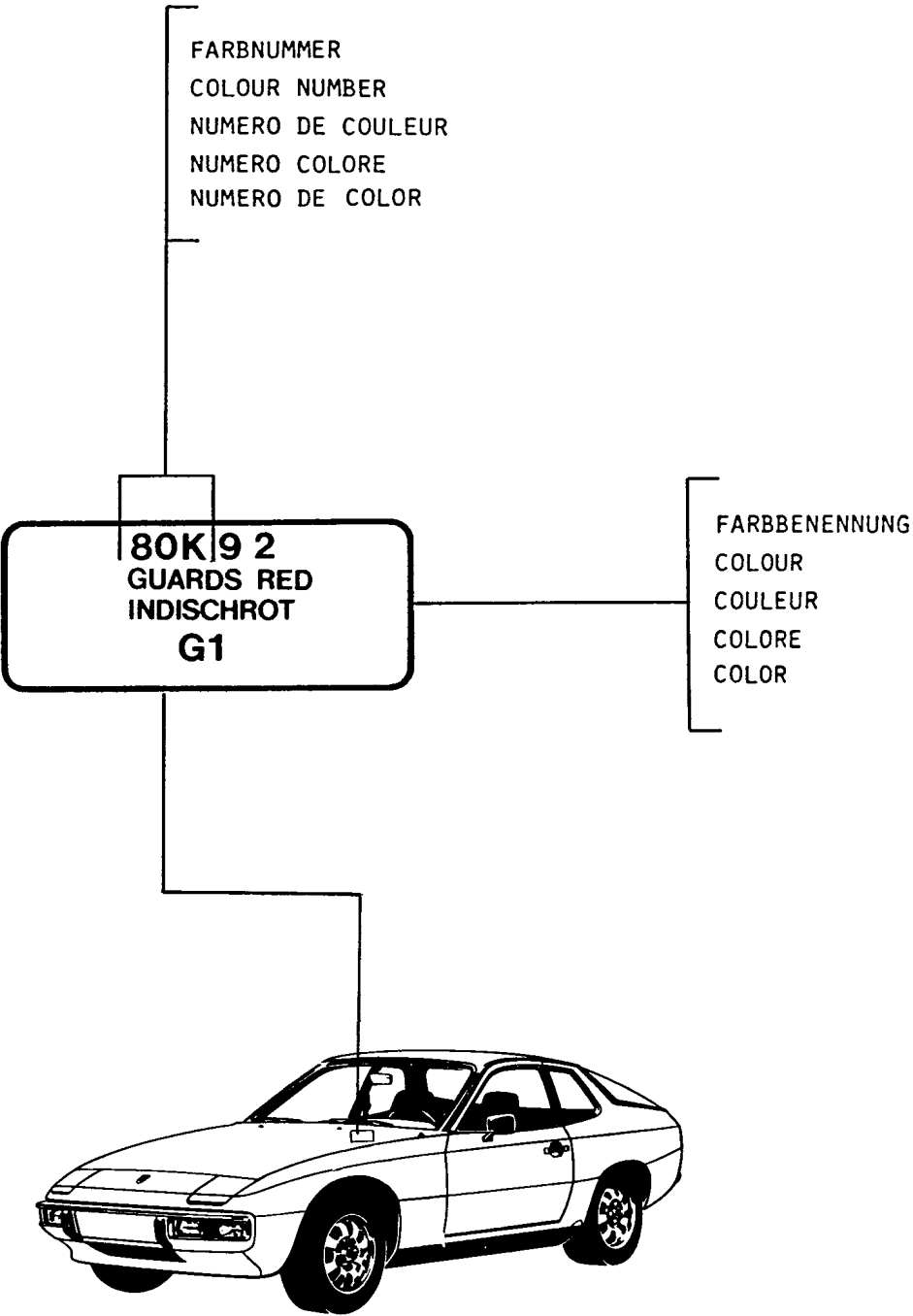
Model: 924 86

Model life 1986&gt;&gt;1988

Pos	Part Number	Description	Remark	Qty	Model
		Radio Accessories			
(1)	911 645 160 01	Radio RENO SQR 46		1	
2	911 645 173 02	Retaining frame		1	
3	477 867 081	Loudspeaker grille	/V	2	
	477 867 081 01C	Black			
	477 867 081 4RB	Brown			
4	944 645 451 00	Loudspeaker	/V	2	
4	944 645 951 00	Loudspeaker		X	
		HINWEISTEXT VORGÄNGER Attention			
(4)	944 645 461 01	Loudspeaker	/H	2	
5	900 145 041 07	Tapping screw B 3,5 X 16	/V	8	
(5)	N 013 962 2	Oval-head sheetmetal screw B 3,9 X 16	/H	8	
6	900 151 028 02	Washer	/H	8	
6	900 151 028 01	Washer	/H	8	
7	477 867 373	Bush	/V	8	
(7)	477 035 375	Bush	/H	8	
8	944 645 015 00	Water protection	/V	2	
9	477 035 999	Gasket	/H	2	
10	944 645 053 00	Fader		1	
11	477 035 463 A	Rosette		1	
12	944 612 145 00	Wiring harness		1	
(13)	944 615 103 00	Switch unit		1	
14	944 645 101 00	Antenna Manually		1	
15	944 645 911 00	Automatic antenna		1	
16	944 645 913 00	Antenna rod for Automatic antenna		1	

Model: 924 86

Model life 1986>>1988



PORSCHE		Illustration: 004-00			PORSCHE	
Model: 924 86		Model life 1986>>1988				
Pos	Part Number	Description	Remark	Qty	Model	
-	911 096 050 00	Lacquers Basic materials Polyester filler 1 KG GLASSIT-NON-FERRO 839-10		X		
-	911 096 051 00	Hardener 30 GR GLASSIT 948-36 Red		X		
-	911 096 052 00	Primer filler 1 LTR GLASSOFIX 238-150		X		
-	911 096 053 00	Hardener 500 ML GLASSOFIX 352-228		X		
-	911 096 054 00	Primer filler 1 LTR GLASSODUR 285-100 White		X		
-	911 096 055 00	Hardener 500 ML GLASSODUR 929-28/1		X		
-	911 096 056 00	Wash primer 2 LTR GLASSOFIX 2K 934-200		X		
-	911 096 057 00	Hardener 1 LTR GLASSOFIX 934-100		X		
-	911 096 058 00	Polyurethane plastic putty 1 KG GLASSODUR 995-20		X		
-	911 096 059 00	Hardener 1 KG GLASSODUR 929-13		X		
-	911 096 060 00	Thinner 1 LTR GLASSODUR 352-91		X		
-	911 096 061 00	Hardener 500 ML GLASSODUR 929-73		X		
-	911 096 062 00	Additional lacquer 1 LTR GLASSODUR 521-111		X		
-	911 096 063 00	Underbody protection 1 KG GLASSOHYD 1109-		X		
-	000 043 001 00	Tin SN 90% CA 200 G Synthetic resin prime coat Metallic 1L		X		
-	ALD 645 M5U	Paint Diamond-blue metallic		X	L M5U	
-	ALD 645 Y4Z	Paint Diamond-blue metallic		X	L Y4Z	
-	ALD 645 B7V	Paint Graphite metallic		X	L B7V	
-	ALD 645 A1Y	Paint KALAHARI-METALLIC		X	L A1Y	
-	ALD 645 B8Z	Paint MAHAGONIBRAUN-METALLIC		X	L B8Z	
-	ALD 645 Y1Y	Paint		X	L Y1Y	

Model: 924 86

Model life 1986&gt;&gt;1988

Pos	Part Number	Description	Remark	Qty	Model
-	ALD 645 Y3V	MANDELBEIGE-METALLIC Paint		X	L Y3V
-	ALD 645 Y6Y	MARASCHINOROT-METALLIC Paint		X	L Y6Y
-	ALD 645 M8V	NILGRUEN-METALLIC Paint		X	L M8V
-	ALD 645 Y5Z	Nougat brown metallic Paint		X	L Y5Z
-	ALD 645 Y9Y	NAUTIC-METALLIC Paint		X	L Y9Y
-	ALD 645 Y5V	Satin black metallic Paint		X	L Y5V
-	ALD 645 Y7U	SAPHIR-METALLIC Stone grey metallic		X	L Y7U
-	ALD 645 Y7Y	Stone grey metallic Zermatt silver metallic		X	L Y7Y
-	ALD 645 M6Z	Zermatt silver metallic Paint		X	L M6Z
-	ALD 645 M1Z	Turquoise metallic Paint		X	L M1Z
-	911 095 903 80	OCKERGELB-METALLIC Synthetic resin prime coat		X	
	911 095 903 80 822	Metallic Garnet red metallic			L M3Y
	911 095 903 80 33N	Crystal green metallic			L M6Y
	911 095 903 80 947	Pearlescent effect			L OA9
-	911 096 064 00	Clear lacquer 1 LTR		X	
		GLASSODUR-MS 923-85 Final acrylic lacquer			
-	ALN 769 90E	1 L Paint		X	L 90E
-	ALN 769 Y5D	Alpine white Paint		X	L Y5D
-	ALN 769 M3A	Azure blue Paint		X	L M3A
-	ALN 769 Y5B	Guards red Paint		X	L Y5B
-	ALN 769 M1A	Copenhagen blue Paint		X	L M1A
-	ALN 769 Y3E	Summer yellow Paint		X	L Y3E
-	911 095 902 60	MALVENROT Top-coat paint		X	L M1N
	911 095 902 60 536	Pastel beige			
	911 095 902 60 700	Black			L 041
-	L 090 E01	Paint touch-up applicator Paint		X	L 90E
-	L 0M3 A01	Alpine white Paint		X	L M3A
-	L 0Y5 D01	Guards red Paint		X	L Y5D
-	L 0Y3 E01	Azure blue Paint		X	L Y3E
-	L 0M1 A01	MALVENROT Paint		X	L M1A
-	L 0Y5 B01	Summer yellow Paint		X	L Y5B
-	911 095 932 20	Copenhagen blue Paint touch-up applicator		X	L M1N
	911 095 932 20 536	Pastel beige			
	911 095 932 20 700	Black			L 041
		Paint touch-up applicator			



Model: 924 86

Model life 1986&gt;&gt;1988

Pos	Part Number	Description	Remark	Qty	Model
		Set Comprising: Paint touch-up applicator Top-coat paint Paint touch-up applicator Clear lacquer			
-	L 0M5 U02	Paint Diamond-blue metallic		X	L M5U
-	L 0Y4 Z02	Paint FLAMINGO-METALLIC		X	L Y4Z
-	L 0Y1 Y02	Paint MANDELBEIGE-METALLIC		X	L Y1Y
-	L 0Y3 V02	Paint MARASCHINOROT-METAL		X	L Y3V
-	L 0Y9 Y02	Paint Satin black metallic		X	L Y9Y
-	L 0B7 V02	Paint Graphite metallic		X	L B7V
-	L 0A1 Y02	Paint KALAHARI-METALLIC		X	L A1Y
-	L 0B8 Z02	Paint MAHAGONIBRAUN-METALLIC		X	L B8Z
-	L 0Y5 V02	Paint SAPHIR-METALLIC		X	L Y5V
-	L 0Y7 U02	Paint Stone grey metallic		X	L Y7U
-	L 0Y7 Y02	Paint Zermatt silver metallic		X	L Y7Y
-	911 095 933 20	Paint touch-up applicator		X	
	911 095 933 20 822	Garnet red metallic			L M3Y
	911 095 933 20 33N	Crystal green metallic			L M6Y

PORSCHE		Illustration: 005-00		PORSCHE	
Model: 924 86		Model life 1986>>1988			

Model: 924 86

Model life 1986&gt;&gt;1988

Pos	Part Number	Description	Remark	Qty	Model
-	928 101 921 00	Securing liquid Sealing compound Preservative agent Securing liquid Loctite -270- 10 CCM High strength		X	
-	000 043 012 00	Loctite -221- 10 CCM Low strength		X	
-	000 043 306 48	Loctite -221- 10 CCM Low strength Sealing compound		X	
-	000 043 010 00	Loctite -574- 50 CCM		X	
-	000 043 011 00	Loctite -638- 10 CCM for Balance shaft		X	
-	000 043 013 00	Loctite Adhesive remover -80646- Spraying can		X	
-	AMV 176 000 05	Adhesive sealing compound 310 CCM Loctite for pasting Metal Glass Ceramics Thermoset plastic Adhesive set Comprising:		1 X	
-	000 043 051 00	Loctite Loctite -317- 50 CCM		X	
-	000 043 202 65	Loctite AKTIVATOR NF 736 180 CCM		X	
-	000 043 019 01	Sealing compound SILASTIK 730 RTV 90 CCM		X	
-	PCG 043 019 01	Sealing compound SILASTIK 730 RTV 90 CCM		X	
-	000 043 004 00	Mounting paste Optimoly ht 1 90-gramme tube		X	
-	000 043 020 00	Optimoly Mounting paste OPTIMOLY - TA 1 100-gramme tube Silver		X	
-	000 043 110 01	Grease OPTITEMP PU35 1 100-gramme tube		X	

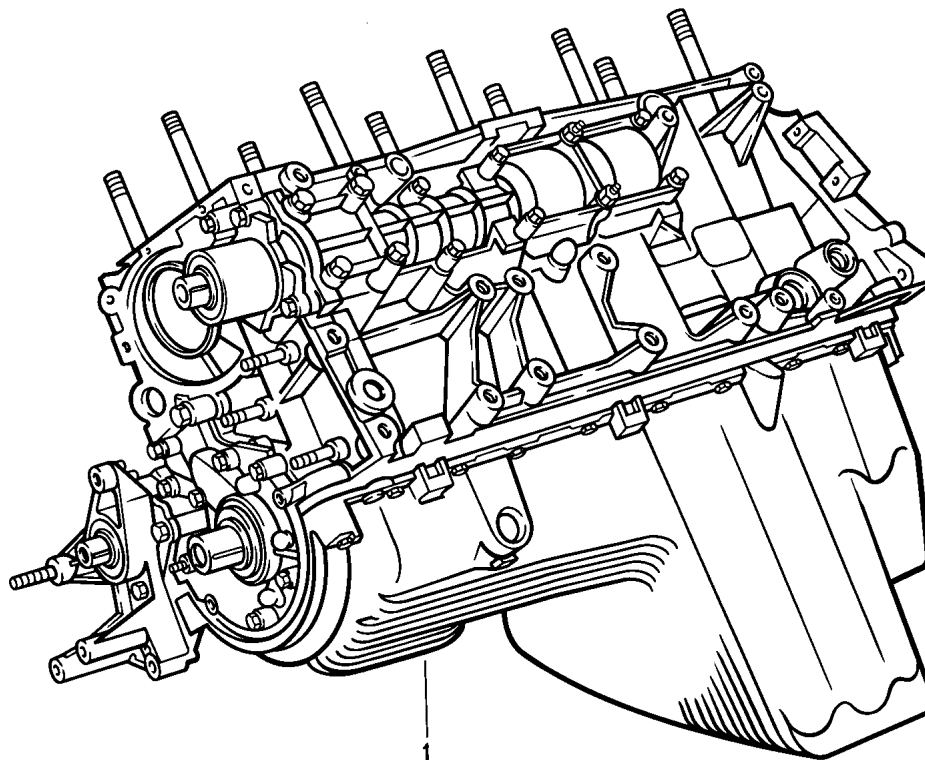
Model: 924 86

Model life 1986&gt;&gt;1988

Pos	Part Number	Description	Remark	Qty	Model
-	000 043 204 21	Grease for lock cylinder Spraying can		X	
-	G 052 778 A2	Grease for lock cylinder Spraying can Preservative agent		X	
-	999 571 062 00	Care kit Comprising: Suitcase		1	
-	999 901 013 40	Liquid preservative		1	
-	999 901 014 41	Car shampoo		1	
-	999 901 015 40	Polisher		1	
-	999 901 016 40	Tar remover		1	
-	999 901 017 40	Dashboard cleaner		1	
-	999 901 018 40	Paint polish		1	
-	999 901 019 41	Insect remover		1	
-	999 901 020 40	Spot remover		1	
-	999 901 021 40	Polishing cotton		1	
-	999 901 022 40	Polishing cloth		1	
-	000 044 000 02	Leather care 250 ML		X	
-	999 901 017 41	Window cleaner Summer 250 ML		X	
-	999 901 017 42	Window cleaner Summer 250 ML		X	
-	000 044 000 87	Window cleaner Summer 250 ML		X	
-	999 901 033 40	Window cleaner Winter 1000 ML		X	
-	999 901 036 40	Car shampoo Refilling bottle 1000 ML		X	
-	999 917 803 00	Window cleaner Spray bottle 250 ML		X	
-	928 628 931 00	Silicone remover 1000 ML		X	
-	000 044 000 93	Silicone remover 1000 ML		X	
-	999 901 030 40	Rim cleaner Spray bottle 500 ML		X	
-	999 901 031 40	Rim cleaner Refilling bottle 1000 ML		X	

Model: 924 86

Model life 1986&gt;&gt;1988

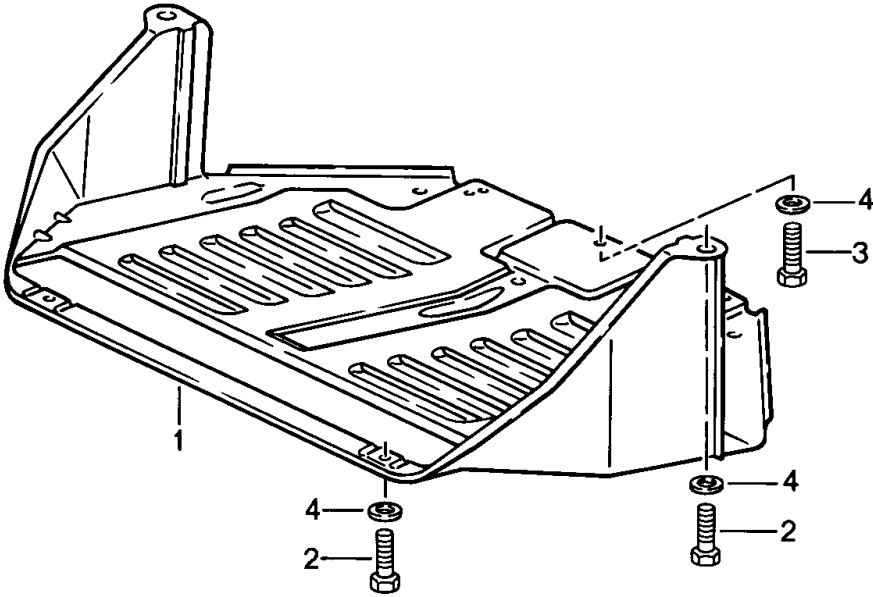


Model life 1986&gt;&gt;1988

24.07.2017 - 2 Kat 509

Model: 924 86

Model life 1986>>1988

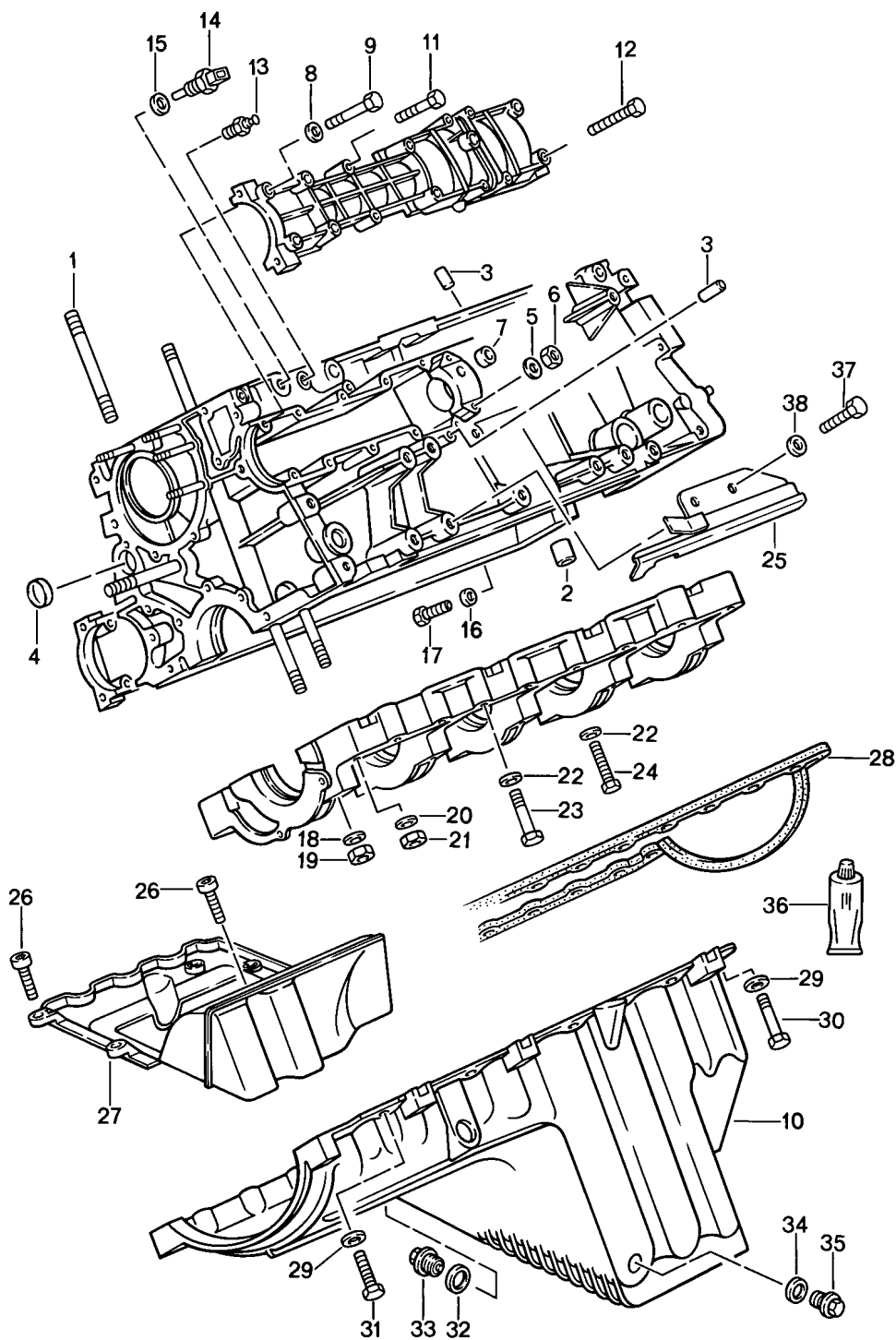


PORSCHE		Illustration: 101-05		PORSCHE	
Model: 924 86		Model life 1986>>1988			
Pos	Part Number	Description	Remark	Qty	Model
1	944 341 161 03	Protective plate f. engine		1	
2	N 010 215 13	Protective plate		4	
		Hexagon-head bolt			
		M 6 X 15			
3	900 075 014 02	Hexagon-head bolt		3	
		M 6 X 18			
3	900 075 014 03	Hexagon-head bolt		3	
		M 6 X 18			
4	900 151 003 02	Washer		7	
		6,1			
4	900 151 006 03	Washer		7	
		6,1			



Model: 924 86

Model life 1986>>1988



Model: 924 86

Model life 1986&gt;&gt;1988

Pos	Part Number	Description	Remark	Qty	Model
		Crankcase			
		Mounting parts			
		M >> 43H 01919			M44.07
		M >> 43H 60384			M44.08
1	944 101 197 00	Stud		10	
2	928 101 195 03	Fitting bushing		1	
3	999 012 034 00	Straight pin		4	
		8 X 12			
4	N 011 919 1	Lid		2	
5	999 025 141 02	Washer		4	
		8,1 X 17 X 3			
6	999 076 034 02	Hexagon nut		4	
		M 8			
7	951 107 241 02	Sealing ring		1	
8	900 025 007 02	Washer		8	
8	900 025 007 03	Washer		8	
9	900 074 139 02	Hexagon-head bolt		X	
		M 8 X 55			
9	900 074 139 03	Hexagon-head bolt		X	
		M 8 X 55			
9	N 010 361 4	Hexagon-head bolt		4	M657
		M 8 X 65			
9	N 010 361 13	Hexagon-head bolt		4	M657
		M 8 X 65			
10	944 101 201 11	Oil pan		1	
		See TPI			
		GR.1 NR. 21			
11	900 075 349 02	Hexagon-head bolt		2	
		M 6 X 42			
12	900 075 344 02	Hexagon-head bolt		16	
		M 6 X 50			
12	900 075 344 01	Hexagon-head bolt		16	
		M 6 X 50			
13	944 606 201 00	Temperature sensor		1	
14	944 606 125 00	Temperature sensor		1	
15	900 123 101 30	Sealing ring		1	
		12 X 18			
16	900 123 105 30	Sealing ring		1	
		8 X 14			
17	900 075 087 02	Hexagon-head bolt		1	
		M 8 X 16			
17	900 075 087 03	Hexagon-head bolt		1	
		M 8 X 16			
18	944 104 229 00	Washer		10	
19	N 011 020 8	Hexagon nut		10	
		M 12 X 1,5			
19	900 034 036 01	Hexagon nut		10	
		M 12 X 1,5			
20	928 101 303 00	Washer		7	
21	N 011 010 13	Hexagon nut		7	
		M 10			
22	900 025 007 02	Washer		X	
22	900 025 007 03	Washer		X	
23	900 074 040 02	Hexagon-head bolt		X	
		M 8 X 50			
24	900 075 345 02	Combination screw		X	
		M 6 X 35			
24	900 075 345 01	Combination screw		X	
		M 6 X 35			
25	944 101 033 00	Heat shield		1	
26	900 119 001 02	Pan-head screw		7	
		M 5 X 12			
26	900 976 003 01	Pan-head screw		7	

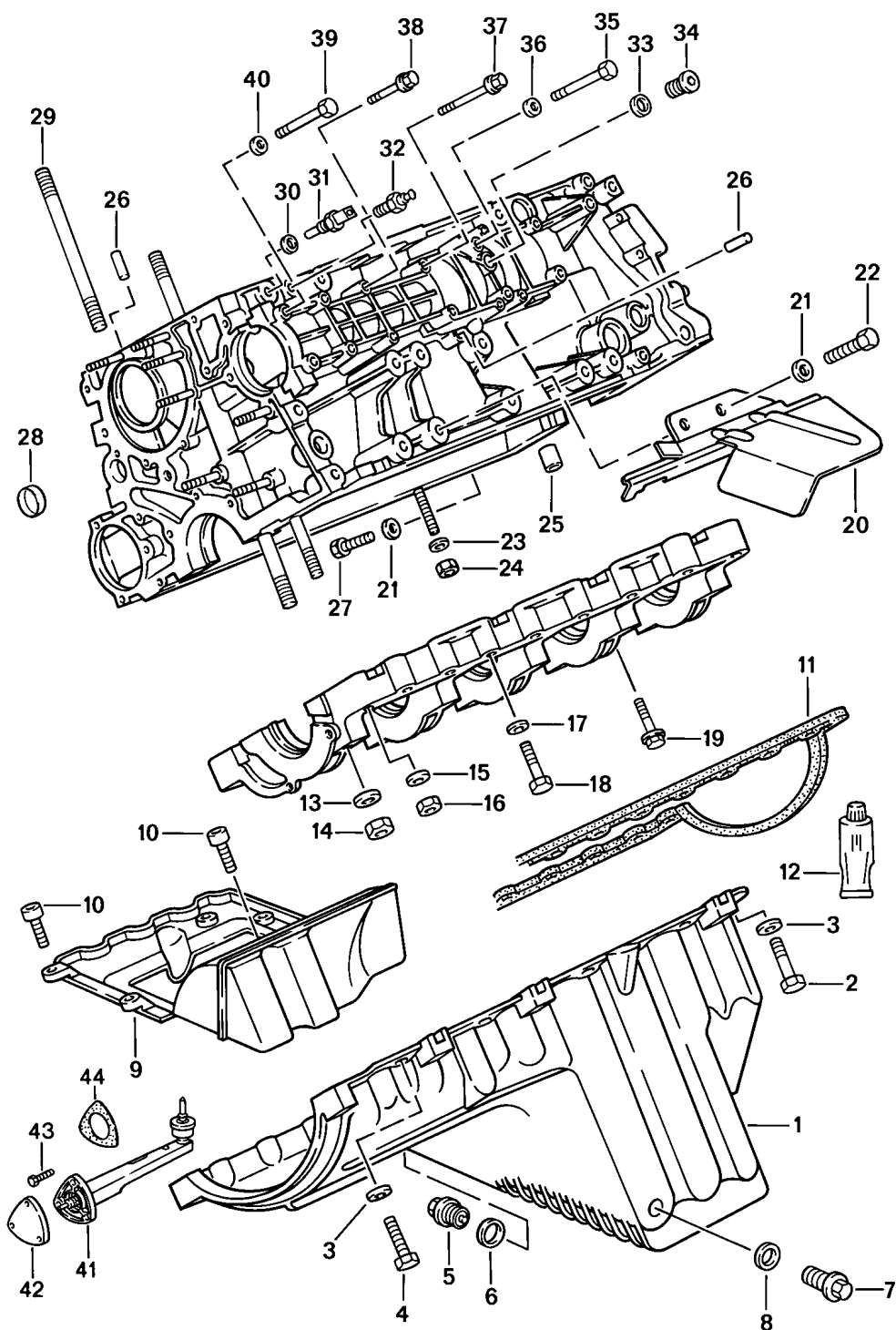
Model: 924 86

Model life 1986&gt;&gt;1988

Pos	Part Number	Description	Remark	Qty	Model
		M 5 X 12			
27	944 107 389 01	Insert for oil sump		1	
28	944 101 205 02	Oil sump gasket		1	
29	N 011 524 7	Washer		22	
29	N 011 524 27	Washer		22	
30	N 040 259 1	Hexagon-head bolt		4	
		M 6 X 50			
31	900 075 017 02	Hexagon-head bolt		18	
		M 6 X 25			
31	900 075 017 03	Hexagon-head bolt		18	
		M 6 X 25			
32	900 123 118 30	Sealing ring		1	
33	944 107 197 01	Screw plug		1	
34	900 123 049 30	Sealing ring		1	
35	N 016 164 1	Screw plug		1	
36	000 043 019 01	Sealing compound		X	
		SILASTIK 730 RTV 125 ML			
36	PCG 043 019 01	Sealing compound		X	
		SILASTIK 730 RTV 125 ML			
37	900 075 085 02	Hexagon-head bolt		2	
38	900 025 007 02	Washer		2	
38	900 025 007 03	Washer		2	

Model: 924 86

Model life 1986>>1988



Model: 924 86

Model life 1986&gt;&gt;1988

Pos	Part Number	Description	Remark	Qty	Model
1	944 101 201 11	Crankcase Mounting parts M 43H 01920 >> M 43H 60385 >> Oil pan See TPI GR.1 NR. 21 M >> 43H 05637 M >> 43H 31343		1	M44.07 M44.08
1	944 101 201 14	Oil pan M 43H 05638 >> M 43H 31344 >>		1	M44.07 M44.08
2	N 040 259 1	Hexagon-head bolt M 6 X 50		4	
3	N 011 524 7	Washer		22	
3	N 011 524 27	Washer		22	
4	900 075 017 02	Hexagon-head bolt M 6 X 25		18	
4	900 075 017 03	Hexagon-head bolt M 6 X 25		18	
5	944 107 197 01	Screw plug		1	
6	900 123 118 30	Sealing ring		1	
7	N 016 164 1	Screw plug		1	
8	900 123 049 30	Sealing ring		1	
9	944 107 389 02	Insert for oil sump		1	
10	900 119 001 02	Pan-head screw M 5 X 12		7	
10	900 976 003 01	Pan-head screw M 5 X 12		7	
11	944 101 205 02	Oil sump gasket		1	
12	000 043 019 01	Sealing compound SILASTIK 730 RTV 125 ML		X	
12	PCG 043 019 01	Sealing compound SILASTIK 730 RTV 125 ML		X	
13	944 104 229 00	Washer		10	
14	N 011 020 8	Hexagon nut M 12 X 1,5		10	
14	900 034 036 01	Hexagon nut M 12 X 1,5		10	
15	928 101 303 00	Washer		7	
16	N 011 010 13	Hexagon nut M 10		7	
17	900 025 007 02	Washer		7	
17	900 025 007 03	Washer		7	
18	900 074 040 02	Hexagon-head bolt M 8 X 50		2	
19	900 075 345 02	Combination screw M 6 X 35		5	
19	900 075 345 01	Combination screw M 6 X 35		5	
20	944 101 033 00	Heat shield		1	
21	900 025 007 02	Washer		2	
21	900 025 007 03	Washer		2	
22	900 075 085 02	Hexagon-head bolt		2	
23	N 011 524 7	Washer		1	
23	N 011 524 27	Washer		1	
24	900 076 010 02	Nut		1	
24	900 076 010 0B	Nut		1	
25	928 101 195 03	Fitting bushing		1	
26	999 012 034 00	Straight pin 8 X 12		4	
27	900 075 087 02	Hexagon-head bolt		1	
27	900 075 087 03	Hexagon-head bolt		1	

PORSCHE Illustration: 101-15 PORSCHE					
Model: 924 86 Model life 1986>>1988					
Pos	Part Number	Description	Remark	Qty	Model
-	900 123 105 30	Sealing ring		1	
28	N 011 919 1	Lid		2	
29	944 101 197 00	Stud		10	
30	900 123 101 30	Sealing ring		1	
31	944 606 125 00	Temperature sensor		1	
32	944 606 201 00	Temperature sensor		1	
33	900 123 007 30	Sealing ring		1	
34	900 219 002 02	Screw plug		1	
35	900 074 326 08	Hexagon-head bolt M 8 X 58		4	
35	900 074 326 01	Hexagon-head bolt M 8 X 58		4	
36	999 025 141 02	Washer		4	
37	900 075 344 02	Hexagon-head bolt M 6 X 50 Z1		16	
37	900 075 344 01	Hexagon-head bolt M 6 X 50 Z1		16	
38	900 075 349 02	Hexagon-head bolt M 6 X 42 Z1		4	
39	900 074 139 02	Hexagon-head bolt M 8 X 55		8	
39	900 074 139 03	Hexagon-head bolt M 8 X 55		8	
39	N 010 361 4	Hexagon-head bolt M 8 X 65		4	M657
39	N 010 361 13	Hexagon-head bolt M 8 X 65		4	M657
40	900 025 007 02	Washer		8	
40	900 025 007 03	Washer		8	
41	944 613 150 00	Sender		1	
42	944 101 329 01	Lid		1	
43	999 074 035 02	Hexagon-head bolt M 5 X 20		3	
44	944 101 233 00	Gasket		1	
44	944 101 233 02	Gasket without asbestos		1	
-	999 062 044 02	Stud		3	

Model life 1986&gt;&gt;1988



Model: 924 86

Model life 1986&gt;&gt;1988

Pos	Part Number	Description	Remark	Qty	Model
		Crankshaft			
		Connecting rod			
1	944 102 015 13	Crankshaft		1	
2	944 102 051 01	Flywheel		1	M44.07/09
2	944 102 053 02	Flywheel		1	M44.08/10
3	931 102 111 00	Deep-groove ball bearing		1	
3	931 102 111 02	Deep-groove ball bearing		1	
4	930 102 206 00	Pan-head screw		9	
5	999 113 264 40	Radial sealing ring		1	
5	999 113 461 40	Radial sealing ring		1	
5	999 113 426 40	Radial sealing ring		1	
5	999 113 426 41	Radial sealing ring		1	
6	944 103 008 02	Connecting rod		4	
-	928 103 173 03	Connecting rod bolt		8	
7	928 103 172 02	Connecting rod nut		8	
8	928 103 143 02	Conrod bearing shell		8	
8	928 103 143 05	Connecting-rod bearing		8	
	928 103 143 05 002	Russet			
8	928 103 143 52	Conrod bearing shell		X	
		Oversize 0.25 mm			
8	928 103 143 57	Conrod bearing shell		X	
		Oversize 0.50 mm			
9	928 101 117 08	Main bearing bush i		1	
9	928 101 117 58	Main bearing bush i		X	
		Oversize 0.25 mm			
9	928 101 117 68	Main bearing bush i		X	
		Undersize 0.50 mm			
10	928 101 115 02	Main bearing shell		3	
	928 101 115 02 002				
10	928 101 115 50	Main bearing shell		X	
		Undersize 0.25 mm			
10	928 101 115 60	Main bearing shell		X	
		Top half			
		Undersize 0.50 mm			
11	928 101 115 03	Main bearing shell		3	
	928 101 115 03 002	Lower half 2,4,5			
11	928 101 115 15	Main bearing shell		3	
		Set			
		Standard			
		Comprising:			
		Lower half 2,4,5			
		Upper half 2,4,5			
11	928 101 115 16	Main bearing shell		3	
		Set			
		Standard			
		Comprising:			
		Lower half 2,4,5			
		Upper half 2,4,5			
11	928 101 115 51	Main bearing shell		X	
		Undersize 0.25 mm			
11	928 101 115 61	Main bearing shell		X	
		Undersize 0.50 mm			
12	944 101 139 00	Thrust bearing		2	
	944 101 139 00 002				
12	944 101 139 16	Thrust bearing		2	
12	928 101 133 53	Thrust bearing		X	
		Undersize 0.25 mm			
12	928 101 133 63	Thrust bearing		X	
		Undersize 0.50 mm			
13	900 117 036 00	Feather key		1	
		5 X 5 X 22			
14	944 105 125 02	Gear wheel		1	
		Camshaft			



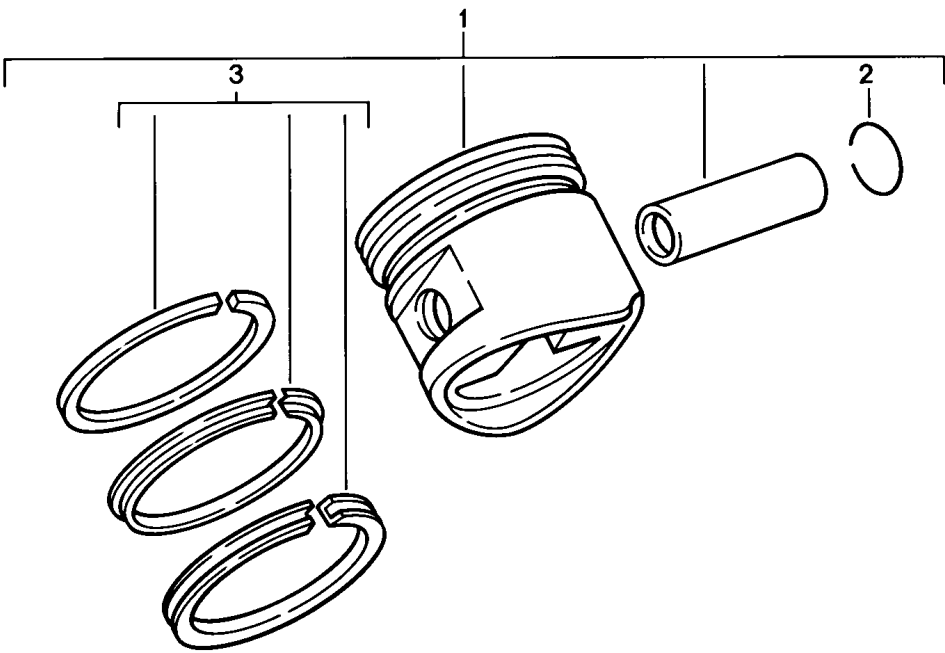
Model: 924 86

Model life 1986&gt;&gt;1988

Pos	Part Number	Description	Remark	Qty	Model
15	944 102 209 11	Driving mechanism Gear wheel Balance shaft		1	
16	944 102 210 02	Driving mechanism Washer		1	
17	900 082 085 02	Hexagon-head bolt M 16 X 1,5 X 60		1	
17	900 082 085 01	Hexagon-head bolt M 16 X 1,5 X 60		1	
18	944 102 116 12	Pulley		1	
19	N 011 524 7	Washer M >> 43H 11260 M >> 43H 62893		4	M44.07 M44.08
19	N 011 524 27	Washer M >> 43H 11260 M >> 43H 62893		4	M44.07 M44.08
19	900 031 011 02	Washer M 43H 11261 >> M 43H 62894 >>		1	M44.07/09 M44.08/10
20	900 075 057 02	Hexagon-head bolt M >> 43H 11260 M >> 43H 62893		4	M44.07 M44.08
20	900 075 057 03	Hexagon-head bolt M >> 43H 11260 M >> 43H 62893		4	M44.07 M44.08
20	900 067 279 08	Pan-head screw M 43H 11261 >> M 43H 62894 >>		1	M44.07/09 M44.08/10
21	900 234 127 00	Support washer		1	
22	900 095 031 00	Tensioning sleeve 6 X 16		1	
23	477 105 276	Threaded pin		3	
24	944 102 214 03	Pulley		1	M657
25	944 103 133 02	Piston pin bush		1	

Model: 924 86

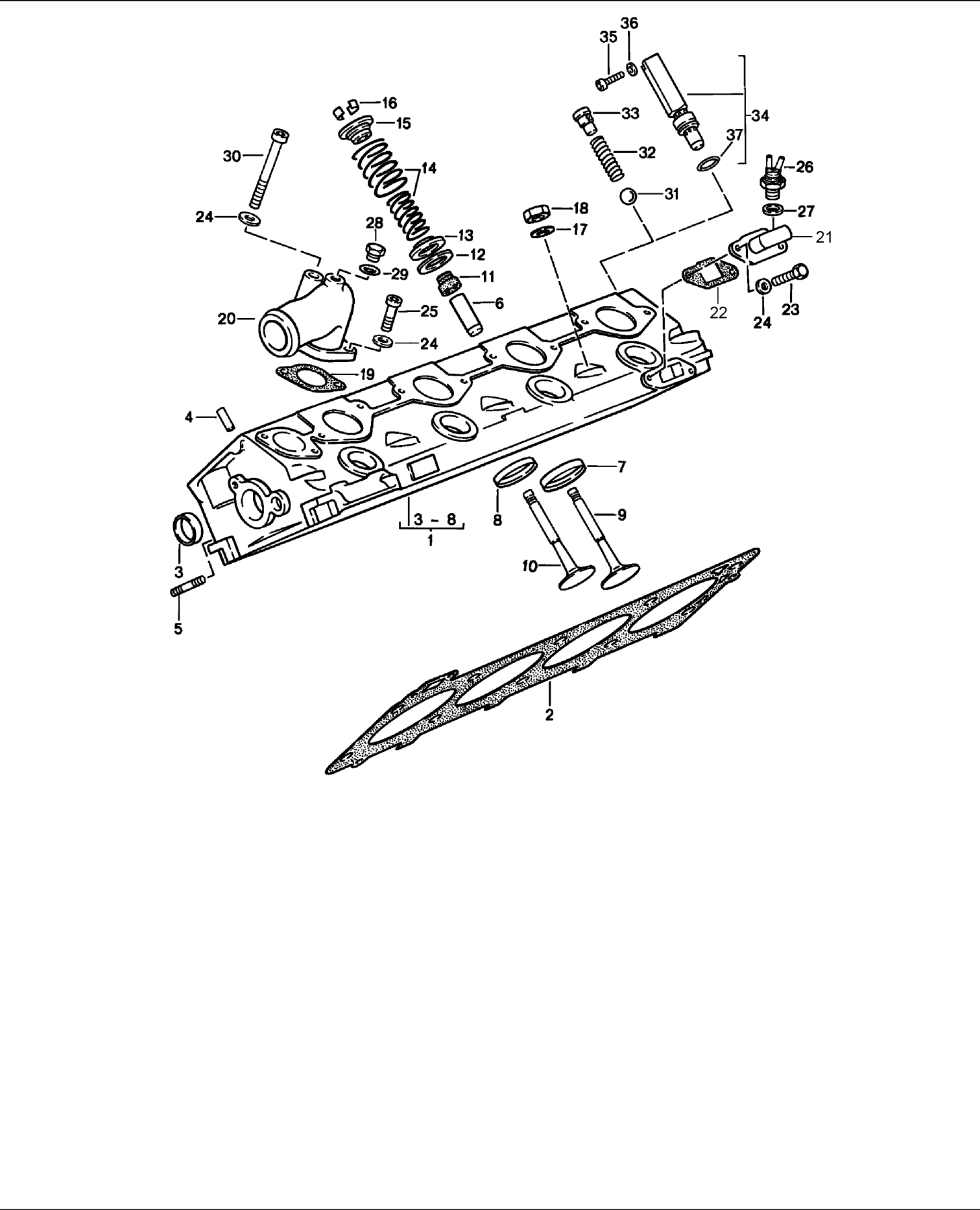
Model life 1986>>1988



PORSCHE		Illustration: 102-05			PORSCHE
Model: 924 86		Model life 1986>>1988			
Pos	Part Number	Description	Remark	Qty	Model
1	944 103 091 07	Piston Piston ring Piston Tolerance group 0 100,00 MM		4	M44.07/08
1	944 103 091 17	Piston Tolerance group 1 100,00 MM		4	M44.07/08
1	944 103 091 27	Piston Tolerance group 2 100,00 MM		4	M44.07/08
1	944 103 091 57	Piston Tolerance group 0 100,50 MM		4	M44.07/08
1	944 103 091 67	Piston Tolerance group 1 100,50 MM		4	M44.07/08
1	944 103 091 77	Piston Tolerance group 2 100,50 MM		4	M44.07/08
1	944 103 088 02	Piston Tolerance group 0 100,00 MM		4	M44.09/10
1	944 103 088 12	Piston Tolerance group 1 100,00 MM		1	M44.09/10
1	944 103 088 22	Piston Tolerance group 2 100,00 MM		1	M44.09/10
1	944 103 088 52	Piston Tolerance group 0 100,50 MM		X	M44.09/10
1	944 103 088 62	Piston Tolerance group 1 100,50 MM		X	M44.09/10
1	944 103 088 72	Piston Tolerance group 2 100,50 MM		X	M44.09/10
2	N 012 277 1	Circlip		8	
3	944 103 902 82	Set of piston rings  100,00 MM		4	M44.07/08 M44.09/10
3	944 103 902 83	Set of piston rings  100,00 MM		4	M44.07/08 M44.09/10
3	944 103 902 92	Set of piston rings  100,50 MM		X	M44.07/08 M44.09/10
3	944 103 902 93	Set of piston rings  100,50 MM		X	M44.07/08 M44.09/10

Model: 924 86

Model life 1986>>1988



Model: 924 86

Model life 1986&gt;&gt;1988

Pos	Part Number	Description	Remark	Qty	Model
1	944 104 033 06	Cylinder head	-87	1	
1	944 104 033 08	Cylinder head	88	1	
2	951 104 374 02	Cylinder head gasket		1	
(2)	951 104 374 50	Cylinder head gasket for Recond. cylinder heads		1	
3	900 036 005 02	Lid		2	
4	900 302 019 00	Straight pin		2	
5	999 062 044 02	Stud M 8 X 30		8	
6	944 104 328 51	Valve guide 1st oversize		8	
7	944 104 331 51	Valve seat ring Oversize 0.25 mm Intake		4	
8	944 104 333 50	Valve seat ring Oversize 0.25 mm Exhaust		4	
9	928 105 409 02	Intake valve		4	
9		Intake valve		4	
10	928 105 410 04	Exhaust valve		4	
-	000 043 204 48	Sleeve for Valve stem seal		8	
11	928 104 193 12	Valve stem seal		8	
(11)	928 104 193 13	Valve stem seal		8	
(11)	964 104 111 07	Valve stem seal		8	
12	928 105 468 03	Washer 0,5		X	
(12)	928 105 470 03	Washer 1,0		X	
13	928 105 469 06	Washer		8	
14	928 105 905 09	Set of valve springs		8	
15	928 105 449 04	Concave washer		8	
16	901 105 417 00	Collet		16	
17	944 104 229 00	Washer		10	
18	999 076 043 02	Hexagon nut M 12 X 1,5		10	
19	944 104 311 01	Gasket		1	
20	944 104 315 04	Cooling water socket		1	
21	944 104 317 05	Adapter		1	
22	928 106 197 04	Gasket		1	
23	900 075 079 02	Hexagon-head bolt M 8 X 20		2	
24	900 025 007 02	Washer A 8,4		4	
24	900 025 007 03	Washer A 8,4		4	
25	N 014 725 2	Pan-head screw M 8 X 25		2	
25	900 067 018 03	Pan-head screw M 8 X 25		2	
26	058 131 851 A	Thermo valve		1	
27	N 013 808 3	Sealing ring A 10 X 16		1	
28	931 106 156 00	Screw plug		1	
29	N 013 830 7	Sealing ring A 8 X 12		1	
30	N 044 732 1	Pan-head screw M 8 X 75		1	
31	N 025 669 2	Ball		1	
32	928 104 129 00	Compression spring		1	

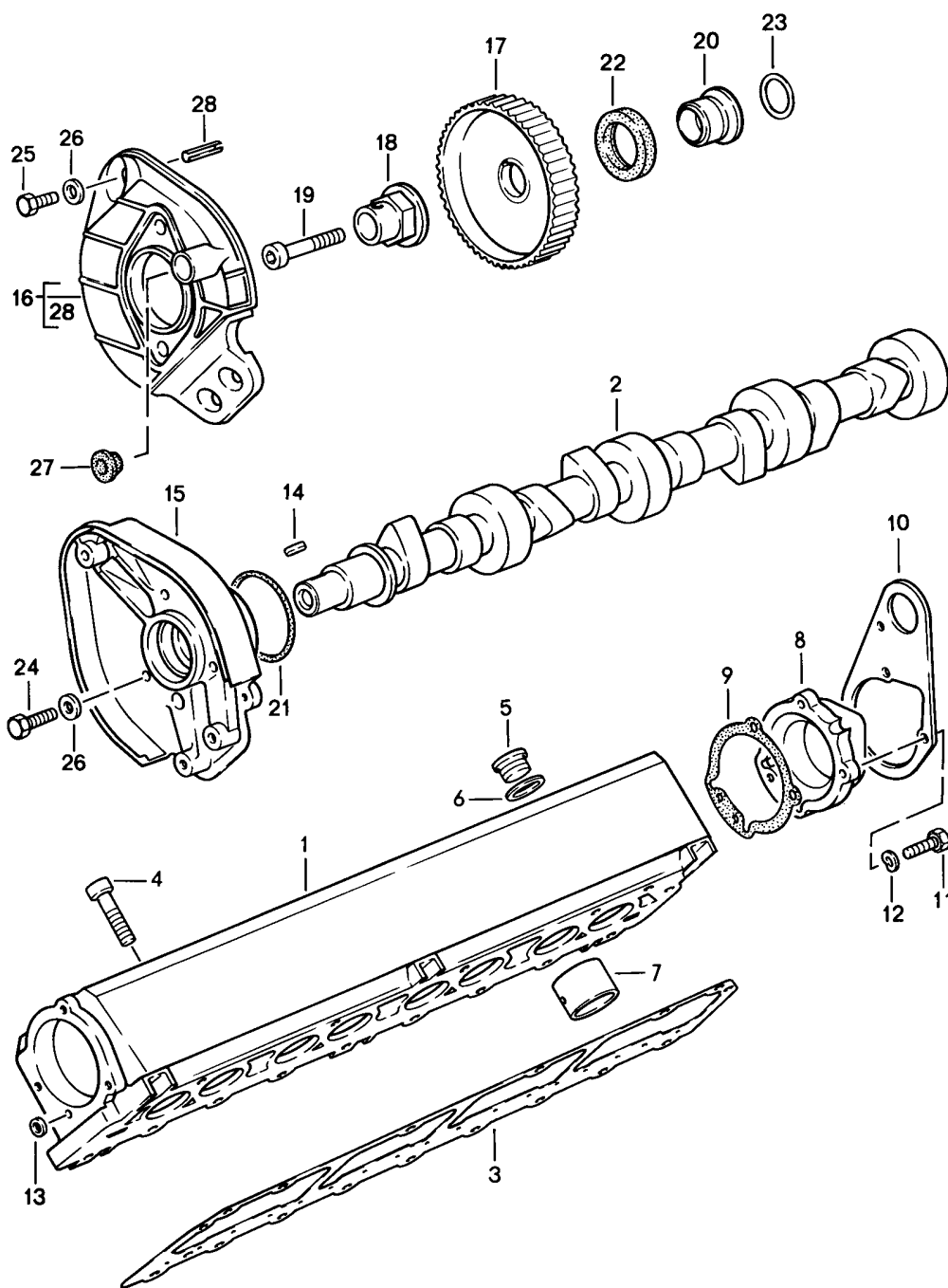
Model: 924 86

Model life 1986&gt;&gt;1988

Pos	Part Number	Description	Remark	Qty	Model
33	951 104 229 00	Guide piece		1	M44.07/08
33		Guide piece for cylinder head 944.104.033.08		1	M44.09/10
34	944 107 239 01	Pressure relief valve		1	
35	N 014 740 2	Pan-head screw		1	
35	N 014 740 11	Pan-head screw		1	
36	N 013 841 2	Sealing ring		1	
37	999 707 078 40	O-ring		1	
38	928 106 197 01	Gasket		1	
38	928 106 197 10	Gasket		1	
38	928 106 197 04	Gasket		1	

Model: 924 86

Model life 1986>>1988



Model: 924 86

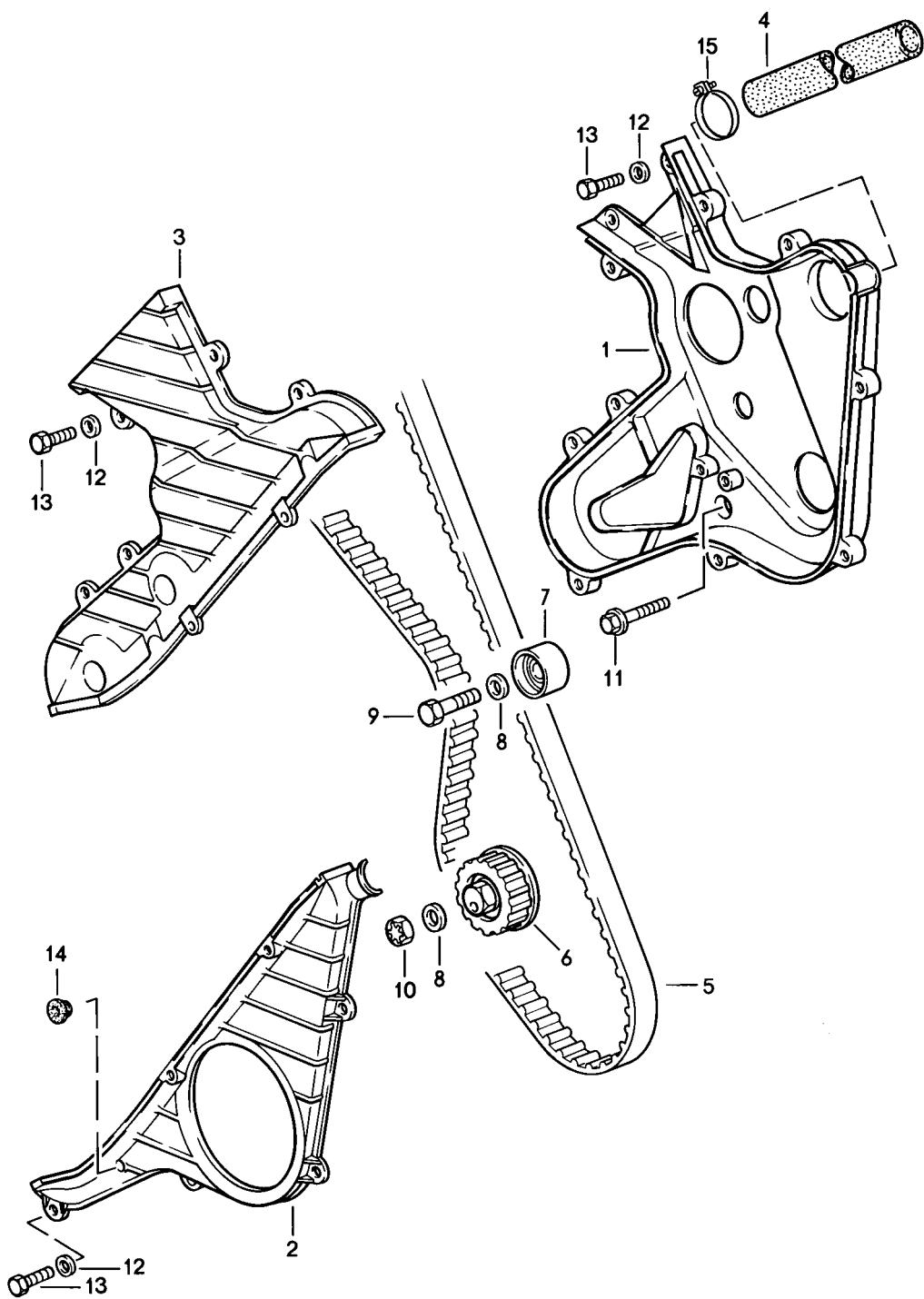
Model life 1986&gt;&gt;1988

Pos	Part Number	Description	Remark	Qty	Model
		Camshaft housing			
		Camshaft			
1	944 105 250 07	Camshaft housing		1	
2	944 105 155 09	Camshaft		1	
3	928 105 199 12	Gasket		1	
4	900 067 214 02	Pan-head screw		15	
		M 8 X 35			
4	900 067 214 01	Pan-head screw		15	
		M 8 X 35			
5	900 219 009 30	Screw plug		6	
		M 18 X 1,5			
6	900 123 140 30	Sealing ring		6	
		A 18 X 22			
7	928 105 311 06	Hydraulic valve tappet		8	
7	928 105 311 08	Hydraulic valve tappet		8	
8	928 105 153 04	Lid		1	
9	928 105 189 02	Gasket		1	
10	944 101 413 02	Engine lifting bracket		1	
11	900 075 016 02	Hexagon-head bolt		3	
		M 6 X 22			
11	900 075 016 03	Hexagon-head bolt		3	
		M 6 X 22			
12	N 012 226 5	Spring washer		3	
		B 6			
13	928 105 184 00	Sealing ring		1	
13	928 105 184 01	Sealing ring		1	
14	900 117 045 00	Feather key		1	
		4 X 4			
15	944 105 119 03	Camshaft bearing		1	
16	944 105 029 01	Bracket		1	
17	944 105 545 03	Camshaft timing gear		1	
17	944 105 545 13	Camshaft timing gear		1	
18	944 105 142 00	Driver		1	
19	999 510 022 08	Pan-head screw		1	
		M 10 X 65			
20	928 105 139 04	Spacer sleeve		1	
20	928 105 139 05	Spacer sleeve		1	
21	999 701 602 40	O-ring		1	
		50 X 5			
22	999 113 349 40	Shaft sealing ring		1	
		32 X 47			
23	944 105 321 00	Gasket		1	
24	N 010 347 3	Hexagon-head bolt		3	
		M 6 X 35			
25	900 074 015 02	Hexagon-head bolt		3	
		M 6 X 30			
25	900 074 015 03	Hexagon-head bolt		3	
		M 6 X 30			
26	N 011 524 7	Washer		6	
		A 6,4			
26	N 011 524 27	Washer		6	
		A 6,4			
27	944 105 131 00	Stopper		1	
28	999 095 103 01	Roll pin		2	
		8 X 16			



Model: 924 86

Model life 1986>>1988



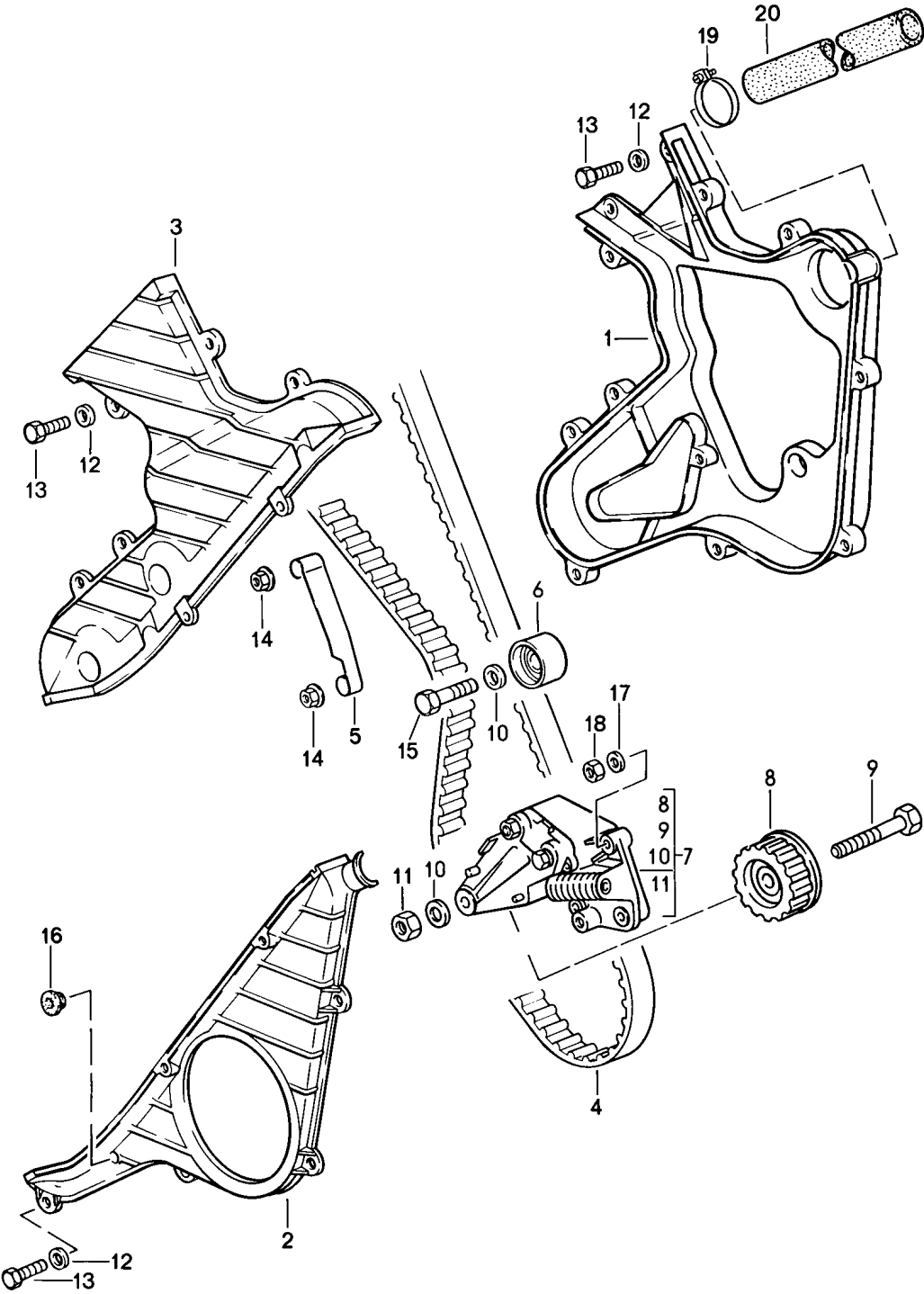
Model: 924 86

Model life 1986&gt;&gt;1988

Pos	Part Number	Description	Remark	Qty	Model
		Camshaft	-86		
		Driving mechanism			
		M >> 43H 01919			M44.07
		M >> 43H 60384			M44.08
1	944 105 045 04	Toothed belt covering		1	
2	944 105 048 00	Toothed belt covering		1	
3	944 105 047 00	Toothed belt covering		1	
4	944 105 149 01	Hose		1	
5	944 105 157 04	Toothed belt		1	
6	944 105 027 04	Tensioning roller		1	
7	944 105 273 02	Roller		1	
8	N 011 527 12	Washer		2	
		A 10,5			
8	900 025 081 01	Washer		2	
		A 10,5			
9	900 075 111 08	Hexagon-head bolt		1	
		M 10 X 35			
10	N 022 149 2	Lock nut		1	
		M 10			
11	900 075 344 02	Hexagon-head bolt		2	
		M 6 X 50			
11	900 075 344 01	Hexagon-head bolt		2	
		M 6 X 50			
12	N 011 524 7	Washer		11	
		A 6,4			
12	N 011 524 27	Washer		11	
		A 6,4			
13	999 072 005 09	Hexagon nut		11	
		M 6 X 12			
13	999 072 005 01	Hexagon nut		11	
		M 6 X 12			
14	999 703 164 40	Stopper		1	

Model: 924 86

Model life 1986>>1988



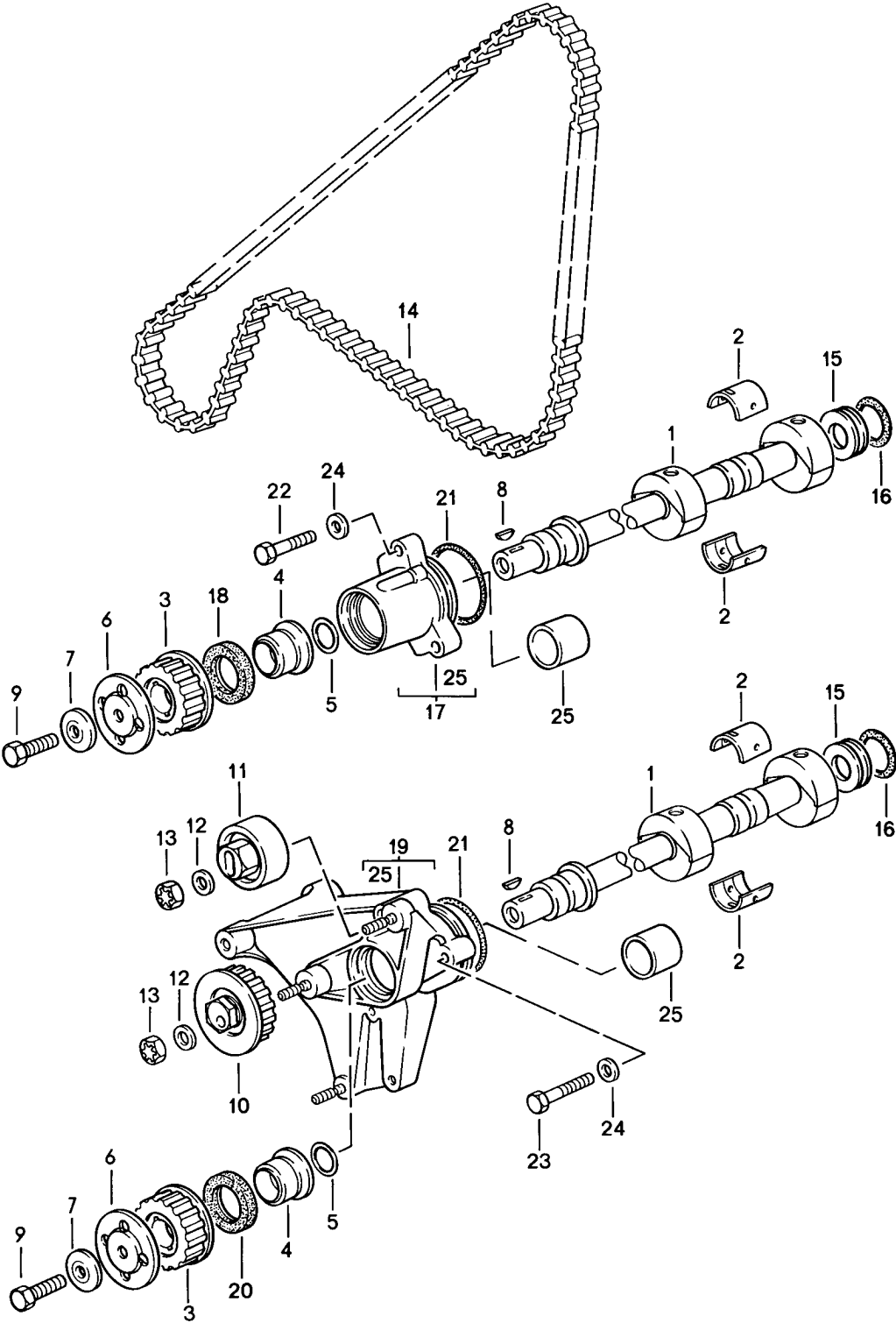
Model: 924 86

Model life 1986&gt;&gt;1988

Pos	Part Number	Description	Remark	Qty	Model
		Camshaft	87-		
		Driving mechanism			
		M 43H 01920 >>			M44.07
		M 43H 60385 >>			M44.08
1	944 105 039 02	Toothed belt covering		1	
2	944 105 037 00	Toothed belt covering		1	
3	944 105 041 01	Toothed belt covering		1	
4	944 105 157 04	Toothed belt		1	
5	944 105 213 01	Securing clip		1	
6	944 105 241 03	Roller		1	
6	944 105 241 04	Roller		1	
7	944 105 067 14	Tensioner for toothed belt		1	
8	944 105 631 04	Tensioning roller		1	
8	944 105 631 06	Tensioning roller		1	
9	N 010 445 2	Hexagon-head bolt		1	
		M 10 X 45			
9	900 074 372 01	Hexagon-head bolt		1	
		M 10 X 45			
10	900 025 008 09	Washer		2	
10	900 025 008 04	Washer		2	
11	900 910 034 02	Lock nut		1	
12	N 011 524 7	Washer		11	
12	N 011 524 27	Washer		11	
13	999 072 005 09	Hexagon nut		11	
		M 6 X 12			
13	999 072 005 01	Hexagon nut		11	
		M 6 X 12			
14	999 084 092 02	Lock nut		2	
15	900 075 043 02	Hexagon-head bolt		1	
		M 10 X 30			
16	999 703 164 40	Stopper		1	
17	900 025 007 02	Washer		3	
17	900 025 007 03	Washer		3	
18	900 076 025 02	Hexagon nut		3	
18	900 076 064 02	Hexagon nut		3	
19	999 512 252 02	Hose clamp		1	
20	944 105 149 01	Hose		1	

Model: 924 86

Model life 1986>>1988



Model: 924 86

Model life 1986&gt;&gt;1988

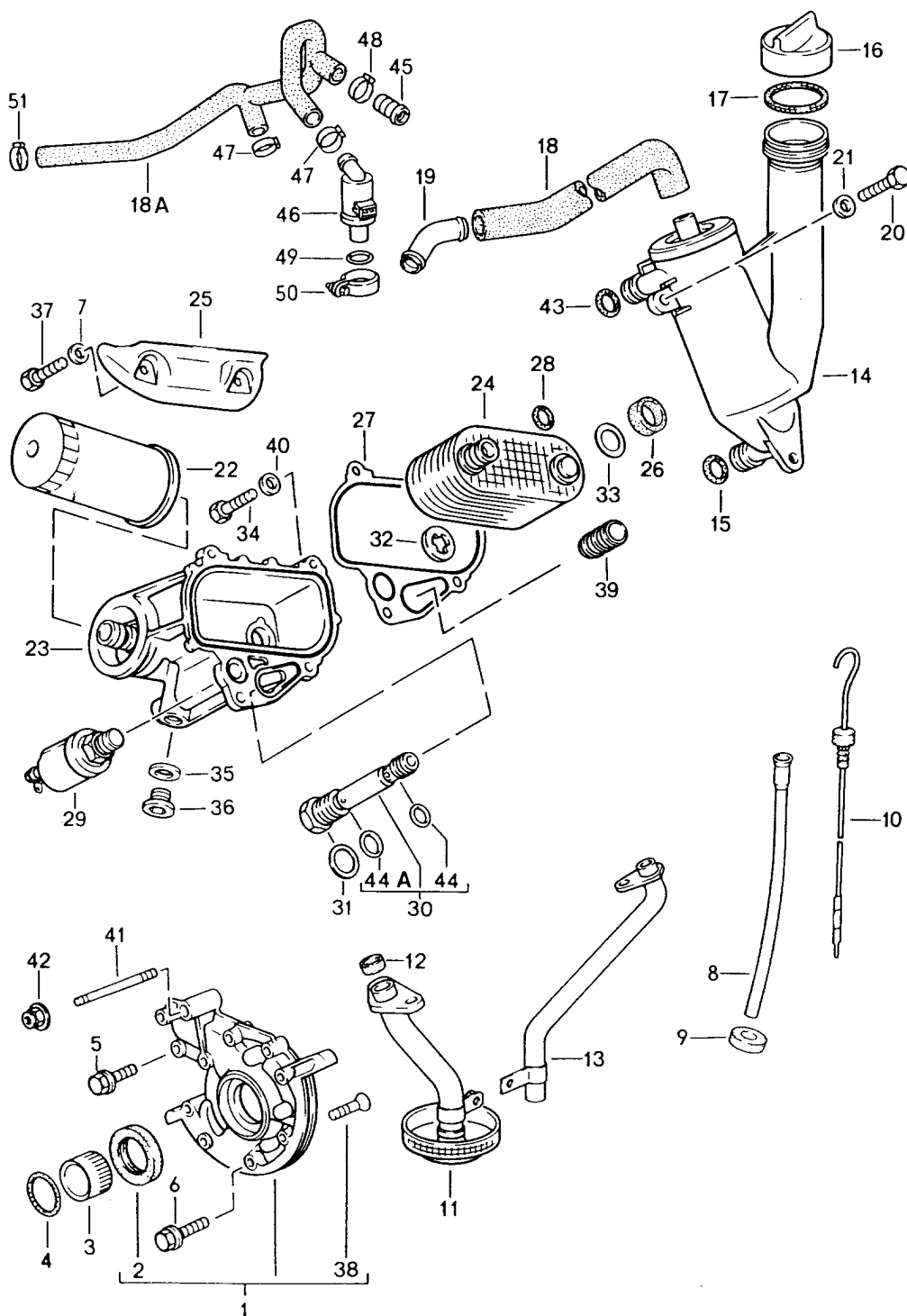
Pos	Part Number	Description	Remark	Qty	Model
		Balance shaft			
		Driving mechanism			
1	944 102 923 00	Balance shaft		2	
2	944 101 121 07	Bearing shell		4	
		M >> 43H 01919			M44.07
		M >> 43H 60384			M44.08
2	944 101 121 10	Bearing shell		4	
		M 43H 01920 >>			M44.07
		M 43H 60385 >>			M44.08
3	944 102 205 04	Gear wheel		2	
4	928 105 139 02	Spacer sleeve		2	
5	944 105 321 00	Gasket		2	
6	944 102 281 04	Flange washer		2	
7	944 102 213 00	Washer		2	
7	944 102 213 01	Washer		2	
8	N 012 708 2	Woodruff key		2	
9	N 010 275 3	Hexagon-head bolt		2	
		M 10 X 35			
9	900 075 460 01	Hexagon-head bolt		2	
		M 10 X 35			
10	944 102 025 07	Tensioning roller		1	
11	944 102 277 06	Roller		1	
12	N 011 527 12	Washer		2	
		A 10,5			
12	900 025 081 01	Washer		2	
		A 10,5			
13	N 022 149 2	Lock nut		2	
		M 10			
14	944 102 219 04	Toothed belt		1	
		Technical information			
		Group 1			
		NR.15/95			
		Attention			
15	944 101 145 02	Locking ring		2	
		M >> 43H 01919			M44.07
		M >> 43H 60384			M44.08
15	944 101 145 03	Locking ring		2	
		M 43H 01920 >>			M44.07
		M 43H 60385 >>			M44.08
16	999 701 614 40	Round seal	86	2	
16		Round seal		2	
		M >> 43H 01919			M44.07
		M >> 43H 60384			M44.08
16	999 701 875 40	Round seal		2	
		M 43H 01920 >>			M44.07
		M 43H 60385 >>			M44.08
17	944 101 045 00	Bearing case	/L	1	
18	999 113 282 40	Shaft sealing ring	/L	1	
		30 X 47			
19	944 101 042 02	Bearing case	/R	1	
20	999 113 281 40	Shaft sealing ring	/R	1	
		30 X 48			
21	999 701 652 40	O-ring		2	
		56,7 X 3,53			
22	N 010 335 5	Hexagon-head bolt		3	
		M 8 X 35			
22	900 075 032 03	Hexagon-head bolt		3	
		M 8 X 35			
23	N 010 360 6	Hexagon-head bolt		3	M657
		M 8 X 60			
23	N 010 360 19	Hexagon-head bolt		3	M657
		M 8 X 60			
24	900 025 007 02	Washer		6	

Model life 1986&gt;&gt;1988

24	900 025 007 03	A 8,4 Washer	6	
25	944 101 125 02	A 8,4 Bearing sleeve	2	
25	944 101 125 50	Bearing sleeve	2	
		Oversize 0.50 mm		
26	944 347 441 02	Sleeve	1	M657

Model: 924 86

Model life 1986>>1988





Model: 924 86

Model life 1986&gt;&gt;1988

Pos	Part Number	Description	Remark	Qty	Model
1	944 107 014 11	Engine lubrication Oil pump for M >> 43H 01919 M >> 43H 60384 Use also: 944.107.911.01		1	M44.07 M44.08
2	999 113 331 40	Shaft sealing ring 38 X 52 X 7		1	
3	944 107 161 02	Toothed sleeve		1	
3	944 107 161 04	Toothed sleeve		1	
4	999 707 283 40	Round seal 28 X 2,58		1	
5	900 075 345 02	Combination screw M 6 X 35		4	
5	900 075 345 01	Combination screw M 6 X 35		4	
6	900 075 343 02	Hexagon-head bolt M 6 X 45		3	
7	N 011 524 7	Washer A 6,4		9	
7	N 011 524 27	Washer A 6,4		9	
8	944 101 027 01	Guide tube M >> 43H 05637 M >> 43H 31343		1	
8	944 101 027 05	Guide tube M 43H 05638 >> M 43H 31344 >>		1	
9	900 174 044 40	Round seal		1	
10	944 107 221 02	Oil level dipstick M >> 43H 05637 M >> 43H 31343		1	
10	944 107 025 01	Oil level dipstick M 43H 05638 >> M 43H 31344 >>		1	
11	944 107 032 06	Suction tube M >> 43H 05637 M >> 43H 31343		1	
11	944 107 032 07	Suction tube M 43H 05638 >> M 43H 31344 >>		1	
12	944 107 136 03	Sealing ring		1	
12	944 107 136 04	Sealing ring		1	
13	944 107 183 03	Return pipe		1	
14	944 107 180 08	Oil separator		1	
15	999 701 661 40	Round seal 24 X 5		2	
16	944 107 091 01	Oil filler cover		1	
17	999 701 653 40	O-ring M >> 43G 03392 M >> 43G 60523		1	
(17)	999 701 846 40	O-ring M 43G 03393 >> M 43G 60524 >>		1	
18	944 107 187 01	Moulded hose	-87	1	
18A	944 107 187 02	Moulded hose	88-	1	
19	944 107 367 01	Connecting piece		1	
20	900 075 029 09	Hexagon-head bolt M 8 X 25		3	
20	900 075 029 03	Hexagon-head bolt M 8 X 25		3	
21	900 025 007 02	Washer		7	

Model: 924 86

Model life 1986&gt;&gt;1988

Pos	Part Number	Description	Remark	Qty	Model
21	900 025 007 03	A 8,4 Washer		7	
22	944 107 201 03	A 8,4 Oil filter		1	WW
22		Oil filter		1	WW
23	944 107 149 06	Housing		1	
24	944 107 165 01	Oil-water radiator		1	WW
24		Oil-water radiator		1	WW
25	944 107 163 01	Cover plate for Engine with Cast elbow		1	M44.07/08
25	944 107 053 02	Cover plate  for Engine with Sheet metal elbow		1	-10 M44.07
26	944 107 153 02	Rubber ring		1	
27	944 107 147 03	Gasket		1	
28	999 707 043 40	O-ring		2	
29	928 606 203 01	Oil pressure sender		1	
29	928 606 203 04	Oil pressure sender		1	
30	944 107 035 11	Relief valve M >> 43H 01919 M >> 43H 60384		1	M44.07 M44.08
30	944 107 035 02	Relief valve M 43H 01920 >> M 43H 60385 >>		1	M44.07 M44.08
31	N 043 815 3	Sealing ring		1	
32	944 107 154 00	Washer		1	
33	944 107 219 00	Shim		X	
34	900 075 029 09	Hexagon-head bolt M 8 X 25		4	
34	900 075 029 03	Hexagon-head bolt M 8 X 25		4	
35	900 123 106 30	Sealing ring A 18 X 24		1	
36	N 016 161 1	Screw plug		1	
36	900 124 013 02	Screw plug		1	
37	999 072 005 09	Hexagon nut M 6 X 12		2	
37	999 072 005 01	Hexagon nut M 6 X 12		2	
38	900 249 017 02	Countersunk-head screw M 6 X 25		2	
39	944 101 181 01	Guide sleeve M >> 43H 01919 M >> 43H 60384		1	M44.07 M44.08
40	900 232 004 02	Washer		1	
40	900 232 004 01	Washer		1	
41	944 102 216 01	Stud M >> 43H 01919 M >> 43H 60384		1	M44.07 M44.08
42	944 102 243 00	Collar nut M >> 43H 01919 M >> 43H 60384		1	M44.07 M44.08
43	999 701 613 40	Round seal 20 X 5		1	
44	999 707 145 40	O-ring M >> 43H 01919 M >> 43H 60384		1	M44.07 M44.08


Model: 924 86

Model life 1986&gt;&gt;1988

Pos	Part Number	Description	Remark	Qty	Model
44	999 707 144 40	Sealing ring M 43H 01920 >> M 43H 60385 >>		1	M44.07 M44.08
44A	999 707 146 40	O-ring M >> 43H 01919 M >> 43H 60385		1	M44.07 M44.08
44A	999 707 144 40	Sealing ring M 43 H 01920 M 43 H 60385		1	M44.07 M44.08
45	944 107 324 00	Valve	88-	1	
46	944 616 104 00	Heating tube	88-	1	
47	999 512 346 02	Hose clamp	88-	2	
47	999 512 676 00	Hose clamp	88-	2	
48	999 512 457 00	Clamp	88-	1	
49	900 174 056 40	O-ring	88-	1	
50	999 512 480 02	Clip	88-	1	
51	999 512 374 02	Hose clamp Oil-level sender See group 1/01/15	88-	1	

Model: 924 86

Model life 1986>>1988



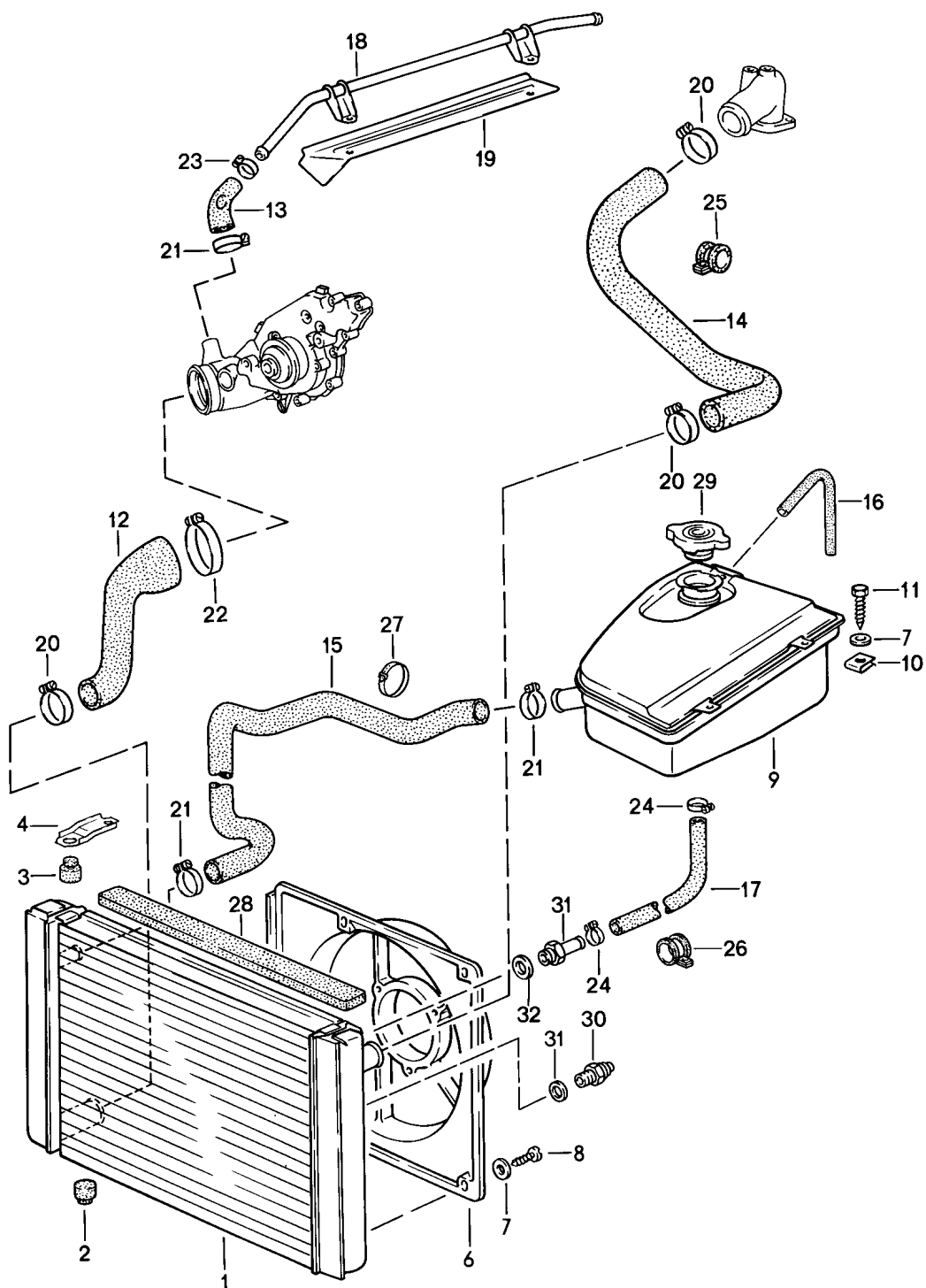
Model: 924 86

Model life 1986&gt;&gt;1988

Pos	Part Number	Description	Remark	Qty	Model
1	944 106 021 16	Water pump		1	M44.07 M44.08
1	944 106 021 20	Water pump		1	
		Use also:			
		M >> 43H 01919			
		M >> 43H 60384			
		944.105.213.01		1	
		999.084.092.02		2	
		944.105.241.03		1	
2	944 106 132 04	Gasket		1	
3	944 106 129 05	Thermostat		1	
4	900 042 025 01	Circlip		1	
		55 X 2			M657
5	900 075 345 02	Combination screw		7	
		M 6 X 35			
5	900 075 345 01	Combination screw		7	
		M 6 X 35			
6	N 011 524 7	Washer		4	
		A 6,4			
6	N 011 524 27	Washer		4	
		A 6,4			
7	900 076 010 02	Nut		4	
		M 6			
7	900 076 010 0B	Nut		4	
		M 6			
8	900 074 302 02	Hexagon-head bolt		1	
		M 6 X 70			
8	900 074 302 01	Hexagon-head bolt		1	
		M 6 X 70			
9	900 081 060 02	Stud		1	
		M 6 X 16			
10	951 106 155 00	Sealing ring		1	
11	944 106 929 05	Sealing ring		1	

Model: 924 86

Model life 1986>>1988



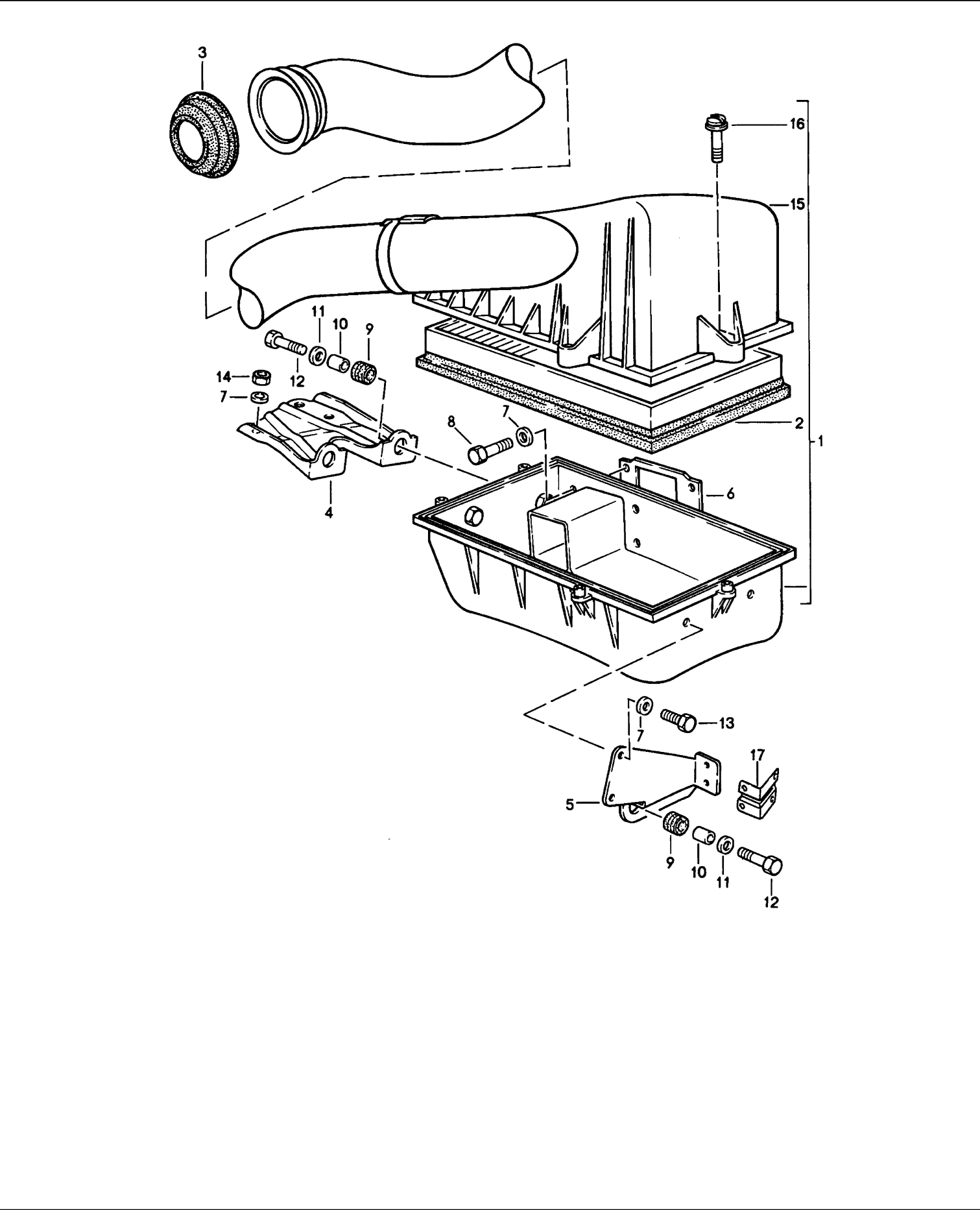
Model: 924 86

Model life 1986&gt;&gt;1988

Pos	Part Number	Description	Remark	Qty	Model
1	944 106 031 03	Water cooling Radiator		1	
1	944 106 031 04	Radiator		1	
1	944 106 027 06	Radiator	AUT.	1	
		M >> 43H 01919			M44.07
		M >> 43H 60384			M44.08
1		Radiator	AUT.	1	
		M 43H 01920 >>			M44.07
		M 43H 60385 >>			M44.08
2	944 106 153 01	Rubber mounting		2	
3	944 106 155 03	Rubber mounting		2	
		M >> 43H 01919			
		M >> 43H 60384			
3		Rubber mounting		2	
		M 43H 01920 >>			
		M 43H 60385 >>			
4	944 106 151 02	Clamp		2	
6	944 106 141 02	Airscoop		1	
(6)	944 106 143 02	Airscoop		1	M573
7	N 011 524 7	Washer		X	
7	N 011 524 27	Washer		X	
8	900 187 111 02	Combination screw		X	
		BZ 6,3 X 12			
8	900 187 111 01	Combination screw		X	
		BZ 6,3 X 12			
9	944 106 125 06	Expansion tank		1	
10	477 955 461	Speed nut		2	
11	N 090 172 1	Combination screw		2	
		6,3 X 19			
11	N 090 172 6	Combination screw		2	
		6,3 X 19			
12	944 106 237 06	Water hose		1	
13	944 106 241 03	Water hose		1	
14	944 106 239 04	Water hose		1	
15	944 106 245 04	Water hose		1	
16	944 106 251 00	Water hose		1	
17	944 106 249 01	Water hose		1	
18	944 106 243 02	Water tube		1	
19	944 106 247 00	Heat shield		1	
20	999 512 500 00	Hose clamp		3	
		32 - 50			
21	999 512 392 00	Hose clamp		2	
		SGT 20-32/13 W2			
22	999 512 390 00	Hose clamp		1	
		SGT 60-80/13 W2			
23	999 512 346 00	Hose clamp		1	
		16 - 25			
24	999 512 554 00	Hose clamp		2	
		LA 12-20/9			
25	999 511 130 02	Pipe clamp		1	
26	999 511 118 02	Pipe clamp		1	
26	999 511 118 01	Pipe clamp		1	
27	477 971 850 A	Tie-wrap		2	
28	944 556 837 00	Sealing rubber		1	
29	944 106 257 00	Lid		1	
30	944 606 481 00	Temperature switch		1	
31	900 123 149 70	Sealing ring		1	
		22 X 27			
31	944 106 927 00	Screw socket		1	
32	944 106 928 00	Sealing ring		1	
		A 18 X 12			
-	944 106 353 01	Screw plug		1	
		M 10 X 1,5			

Model: 924 86

Model life 1986>>1988





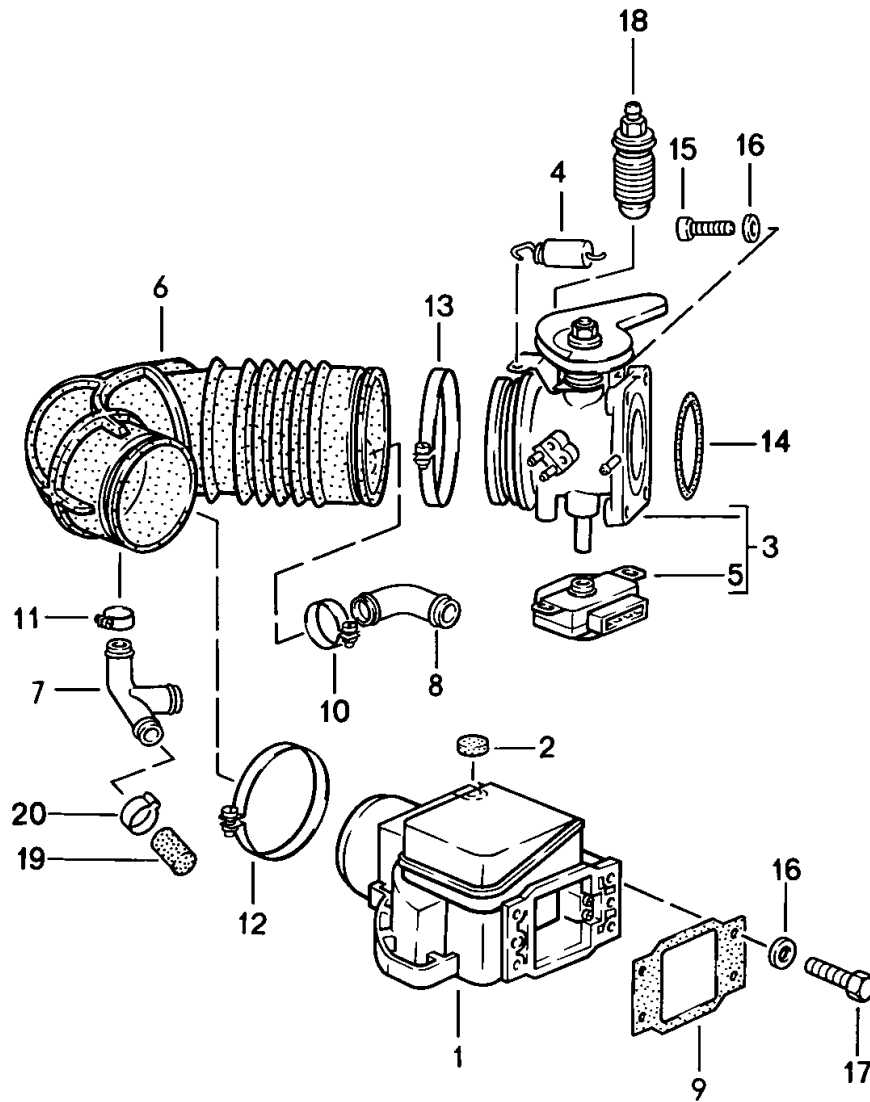
Model: 924 86

Model life 1986&gt;&gt;1988

Pos	Part Number	Description	Remark	Qty	Model
		Air cleaner system			
1	944 110 012 06	Air cleaner		1	
2	944 110 186 02	Air cleaner cartridge		1	
3	944 110 195 00	Bellows		1	
4	944 110 067 00	Support	/V	1	
5	944 110 155 01	Support	/H	1	
6	944 110 353 00	Gasket		1	
7	N 011 524 7	Washer		11	
		A 6,4			
7	N 011 524 27	Washer		11	
		A 6,4			
8	900 074 151 02	Hexagon-head bolt		X	
		M 6 X 38			
9	056 129 669 B	Grommet		4	
10	052 109 135	Spacer sleeve		4	
11	N 011 612 3	Washer		4	
		6,6			
11	N 011 612 C	Washer		4	
		6,6			
12	900 075 014 02	Hexagon-head bolt		4	
		M 6 X 18			
12	900 075 014 03	Hexagon-head bolt		4	
		M 6 X 18			
13	N 010 210 13	Hexagon-head bolt		4	
		M 6 X 10			
14	900 076 010 02	Nut		3	
		M 6			
14	900 076 010 0B	Nut		3	
		M 6			
15	944 110 221 00	Air cleaner cover		1	
		without			
		Screw			
16	944 110 225 00	Combination screw		5	
17	944 110 255 00	Support		1	

Model: 924 86

Model life 1986>>1988



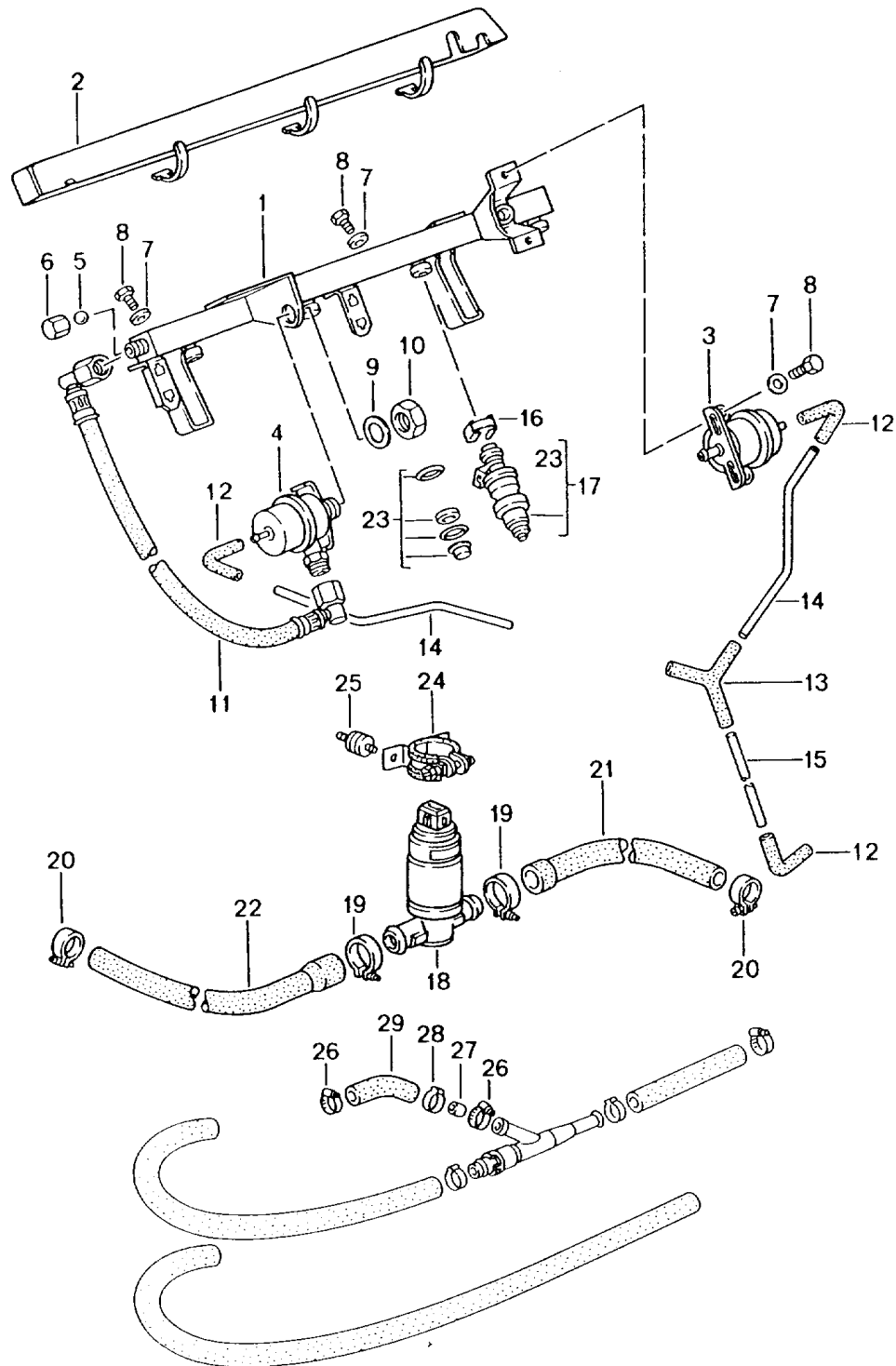
Model: 924 86

Model life 1986&gt;&gt;1988

Pos	Part Number	Description	Remark	Qty	Model
		L-jetronic 1			
1	944 606 121 01	Mass air flow meter		1	
1	944 606 121 AX	Mass air flow meter		1	
2	928 606 221 00	Stopper		1	
3	944 110 094 03	Flap-Nozzle		1	M44.07/09
3	944 110 095 03	Flap-Nozzle		1	M44.08/10
4	944 110 071 00	Return spring with Damping piece		1	
(4)	944 110 271 00	Return spring without Damping piece		1	
4	944 110 071 01	Return spring with Damping piece	AUT.	1	
(4)	944 110 271 01	Return spring without Damping piece	AUT.	1	
5	944 606 113 01	Throttle-valve switch		1	
6	944 110 358 04	Air guide		1	
7	944 110 363 02	Connecting piece		1	
8	944 107 367 01	Connecting piece		1	
9	944 110 353 00	Gasket		1	
10	999 512 552 00	Hose clamp 25/9		1	
10	999 512 552 01	Hose clamp 25/9		1	
11	999 512 045 02	Hose clamp 22/9		1	
12	999 512 235 02	Hose clamp 77/9		1	
13	999 512 302 02	Hose clamp 85/9		1	
13	PCG 512 302 02	Hose clamp 85/9		1	
14	999 701 468 40	Round seal 67,5 X 14		1	
15	900 067 089 02	Pan-head screw M 6 X 25		4	
15	900 067 089 01	Pan-head screw M 6 X 25		4	
16	N 011 524 7	Washer A 6,4		8	
16	N 011 524 27	Washer A 6,4		8	
17	N 010 347 5	Hexagon-head bolt M 6 X 35		4	
18	930 110 919 00	Throttle screw		1	
19	930 110 256 00	Stopper M 43H 01303 >>		1	M44.07/09 M44.07
20	999 512 457 00	Clamp M 43H 13065 >>		1	M44.07/09 M44.07

Model: 924 86

Model life 1986>>1988



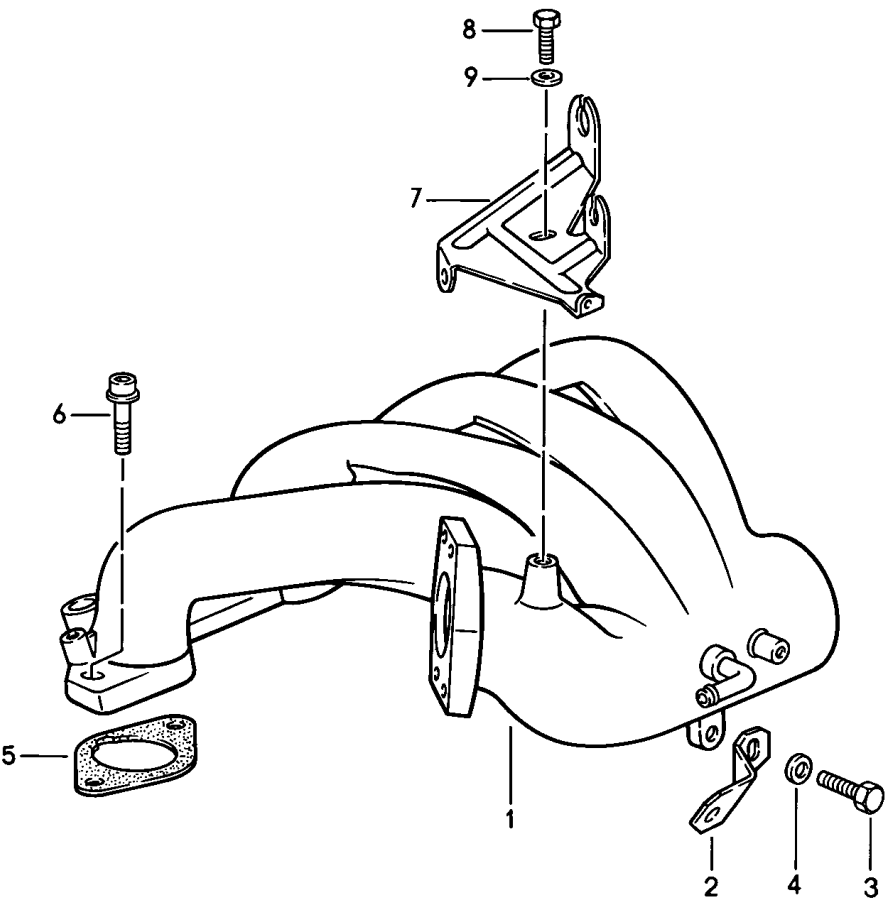
Model: 924 86

Model life 1986&gt;&gt;1988

Pos	Part Number	Description	Remark	Qty	Model
		L-jetronic			
		2			
1	944 110 080 20	Fuel collection pipe		1	
2	944 607 081 03	Cover		1	
3	944 110 198 03	Pressure regulator		1	M44.07/08
3	944 110 198 05	Pressure regulator		1	M44.09/10
4	944 110 201 03	Diaphragm damper		1	
5	900 108 022 00	Ball		1	
6	928 110 475 01	Cap nut		1	
6	928 110 475 03	Cap nut		1	
6	928 110 475 04	Cap nut		1	
7	N 011 524 7	Washer		4	
7	N 011 524 27	Washer		4	
8	999 072 005 09	Hexagon nut		4	
		M 6 X 12			
8	999 072 005 01	Hexagon nut		4	
		M 6 X 12			
9	N 012 238 5	Spring washer		1	
10	900 034 013 02	Hexagon nut		1	
		M 16 X 1,5			
10	900 034 013 01	Hexagon nut		1	
		M 16 X 1,5			
11	944 110 413 02	Fuel line		1	
12	928 574 717 02	Moulded hose		X	
13	928 573 727 02	Distributing piece		X	
-	N 020 139 11	Pipe		*	
		4 X 1			
14		180 MM		2	
15		380 MM		1	
16	930 110 388 00	Retaining clip		4	
16	930 110 388 01	Retaining clip		4	
17	930 606 120 00	Injector valve		4	
18	930 606 161 00	Idle-speed adjuster		1	
19	999 512 326 00	Hose clamp		2	
		SGT 23 -35/9W2			
19	PCG 512 326 00	Hose clamp		2	
		SGT 23 -35/9W2			
20	999 512 346 00	Hose clamp		2	
		SGT 16 -25/9W2			
21	944 110 214 01	Hose		1	
22	944 110 217 00	Hose		1	
23	944 110 901 00	Gasket		4	
		1 set			
		for			
		Injector valve			
24	999 512 395 02	Clamp		1	
25	928 110 191 10	Bonded rubber mounting		2	
25	999 703 264 00	Bonded rubber mounting		2	
26	999 512 457 00	Clamp		1	
27	944 110 241 04	Restrictor		1	
28	999 512 456 00	Clamp		2	
29	944 110 361 02	Moulded hose		1	
30		Venturi tube			
		See group			
		6/04/00			

Model: 924 86

Model life 1986>>1988



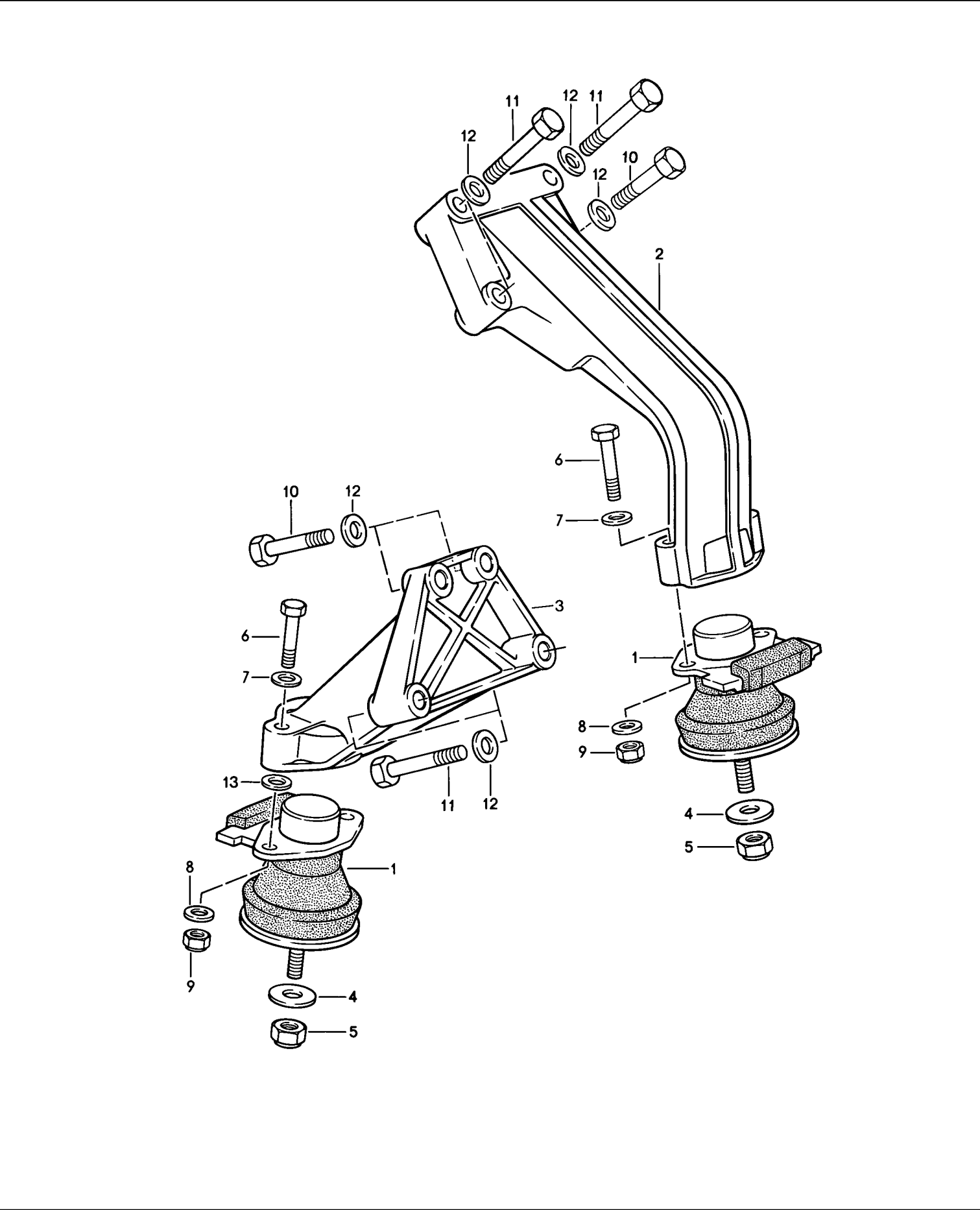
Model: 924 86

Model life 1986&gt;&gt;1988

Pos	Part Number	Description	Remark	Qty	Model
		L-jetronic 3			
1	944 110 051 09	Intake manifold	-87	1	
1	944 110 052 02	Intake manifold	88-	1	
2	944 110 165 01	Bracket		1	
3	900 075 085 02	Hexagon-head bolt M 8 X 20		1	
4	900 025 007 02	Washer 8,4		9	
4	900 025 007 03	Washer 8,4		9	
5	944 110 163 05	Gasket		4	
6	900 067 214 02	Pan-head screw M 8 X 35		8	
6	900 067 214 01	Pan-head screw M 8 X 35		8	
7	944 110 161 05	Support		1	
8	900 075 057 02	Hexagon-head bolt M 6 X 16		1	
8	900 075 057 03	Hexagon-head bolt M 6 X 16		1	
9	N 011 666 7	Washer B 6,4		1	

Model: 924 86

Model life 1986>>1988





Model: 924 86

Model life 1986&gt;&gt;1988

Pos	Part Number	Description	Remark	Qty	Model
		Engine suspension			
1	944 375 042 04	Hydraulic mount		2	
2	944 375 123 03	Engine carrier	/L	1	
3	944 375 124 02	Engine carrier	/R	1	
4	477 407 425	Washer		2	
5	N 022 149 2	Lock nut		2	
		VM 10			
6	N 010 351 6	Hexagon-head bolt		4	
		M 8 X 52			
6	900 074 342 01	Hexagon-head bolt		4	
		M 8 X 52			
7	900 223 001 02	Washer		4	
		8,4			
8	900 025 007 02	Washer		4	
		A 8,4			
8	900 025 007 03	Washer		4	
		A 8,4			
9	900 910 022 09	Lock nut		4	
		VM 8			
9	900 910 022 03	Lock nut		4	
		VM 8			
10	N 010 445 3	Hexagon-head bolt		3	
		M 10 X 45			
11	900 074 063 02	Hexagon-head bolt		5	
		M 10 X 55			
11	900 074 380 01	Hexagon-head bolt		5	
		M 10 X 55			
12	900 025 008 09	Washer		8	
		A 10,5			
12	900 025 008 04	Washer		8	
		A 10,5			
13	900 223 001 02	Washer		4	

PORSCHE		Illustration: 198-00		PORSCHE	
Model: 924 86		Model life 1986>>1988			

Model: 924 86

Model life 1986&gt;&gt;1988

Pos	Part Number	Description	Remark	Qty	Model
>>	944 100 901 03	Repair kits Gasket set Maintenance set Gasket set for crankcase Comprising:		1	
-	944 101 205 02	Oil sump gasket		1	
-	944 106 132 04	Gasket		1	
-	944 107 136 03	Sealing ring		1	
-	944 107 136 04	Sealing ring		1	
-	944 107 147 03	Gasket		1	
-	944 107 153 02	Rubber ring		1	
-	944 105 321 00	Gasket		2	
-	900 123 101 30	Sealing ring		1	
-	999 707 283 40	Round seal		1	
-	999 113 264 40	Radial sealing ring		1	
-	999 113 461 40	Radial sealing ring		1	
-	999 113 426 40	Radial sealing ring		1	
-	999 113 426 41	Radial sealing ring		1	
-	999 113 281 40	Shaft sealing ring		1	
-	999 113 282 40	Shaft sealing ring		1	
-	999 701 614 40	Round seal		2	
-	999 701 652 40	O-ring		2	
-	999 701 661 40	Round seal		2	
-	999 113 331 40	Shaft sealing ring		1	
-	999 707 043 40	O-ring		1	
-	900 123 106 30	Sealing ring		1	
-	900 123 118 30	Sealing ring		1	
-	N 043 815 3	Sealing ring		1	
-	900 123 007 30	Sealing ring		1	
-	951 107 241 02	Sealing ring		1	
>>	944 100 901 00	Gasket set for cylinder head Comprising:		1	
-	951 104 374 02	Cylinder head gasket		1	
-	964 104 111 06	Valve stem seal		8	
-	964 104 111 07	Valve stem seal		8	
-	944 104 311 01	Gasket		1	
-	928 106 197 01	Gasket		1	
-	928 106 197 10	Gasket		1	
-	928 106 197 04	Gasket		1	
-	928 105 199 12	Gasket		1	
-	928 105 189 02	Gasket		1	
-	999 701 602 40	O-ring		1	
-	999 113 282 40	Shaft sealing ring		1	
-	944 105 321 00	Gasket		1	
-	928 105 184 00	Sealing ring		1	
-	928 105 184 01	Sealing ring		1	
-	944 110 163 02	Gasket		4	
-	999 701 468 40	Round seal		1	
-	944 111 135 01	Gasket		2	
-	928 111 193 12	Gasket		4	
-	900 123 140 30	Sealing ring		6	
>>	944 101 901 00	Set of crankshaft bearings Comprising:		1	
-	928 101 117 08	Main bearing bush i		1	
-	928 101 115 00	Main bearing Upper		3	
-	928 101 115 01	Main bearing shell Lower		3	
-	944 101 139 00	Thrust bearing		2	
-	944 101 139 00 002				
-	944 101 139 16	Thrust bearing		2	

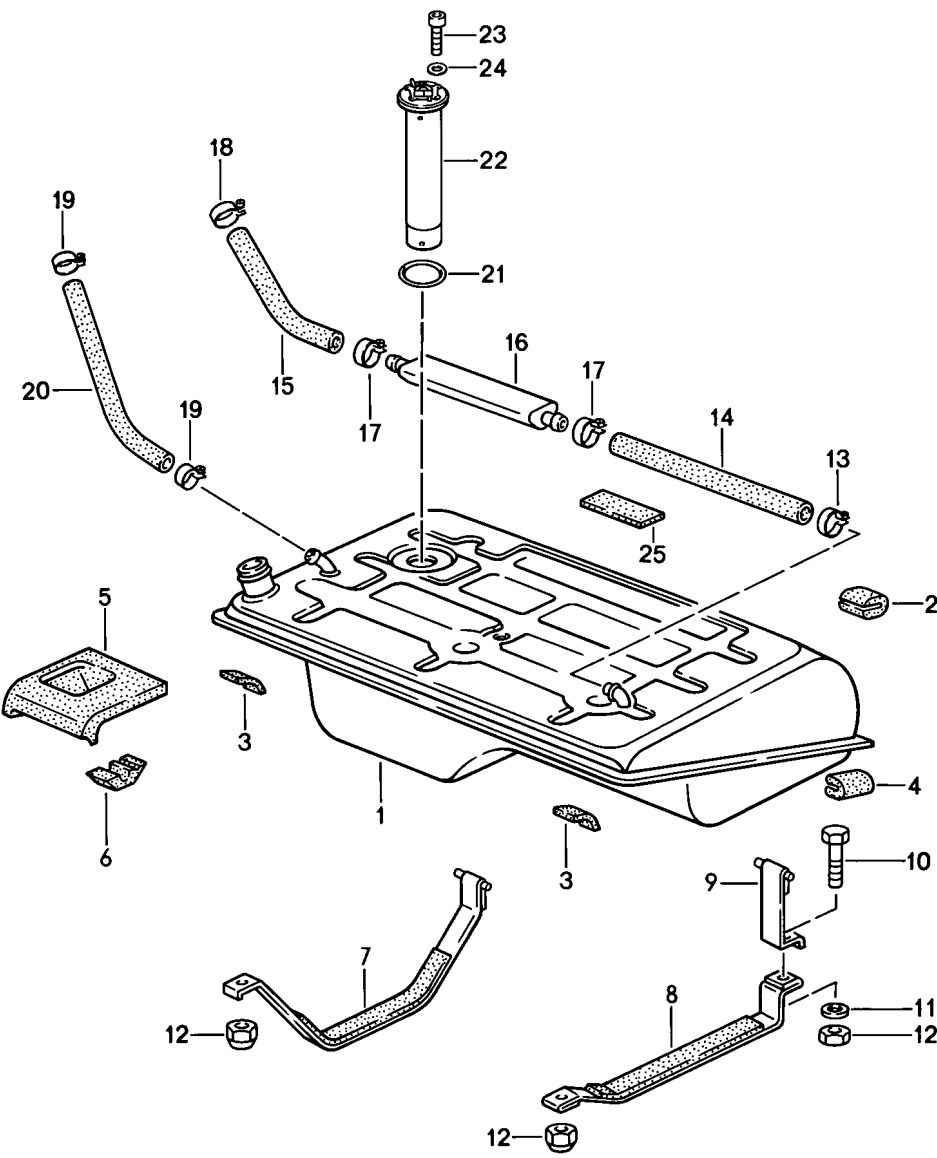
Model: 924 86

Model life 1986&gt;&gt;1988

Pos	Part Number	Description	Remark	Qty	Model
>>	928 101 901 52	Set of crankshaft bearings Undersize 0.25 mm Comprising:		1	
-	928 101 117 58	Main bearing bush i		1	
-	928 101 115 50	Main bearing shell Upper		3	
-	928 101 115 51	Main bearing shell Lower		3	
-	928 101 133 53	Thrust bearing		2	
>>	928 101 901 62	Set of crankshaft bearings Undersize 0.50 mm Comprising:		X	
-	928 101 117 68	Main bearing bush i		1	
-	928 101 115 60	Main bearing shell OBERSCH		3	
-	928 101 115 61	Main bearing shell Lower		3	
-	928 101 133 63	Thrust bearing		2	
>>	944 100 930 00	Maintenance set for Periodic maintenance Comprising:		1	
-	944 107 201 03	Oil filter		1	
-	944 110 186 02	Air cleaner cartridge		1	
-	928 110 253 06	Fuel filter		1	
-	900 123 118 30	Sealing ring		1	
-	999 170 156 90	Spark plug		4	
>>	944 110 901 00	Gasket for Injector valve		4	
>>	944 103 902 82	Set of piston rings 100,00 MM		4	M44.07/08
>>	944 103 902 83	Set of piston rings 100,00 MM		4	M44.07/08
>>	944 103 902 92	Set of piston rings 100,50 MM		4	M44.07/08
>>	944 103 902 93	Set of piston rings 100,50 MM		4	M44.07/08

Model: 924 86

Model life 1986>>1988



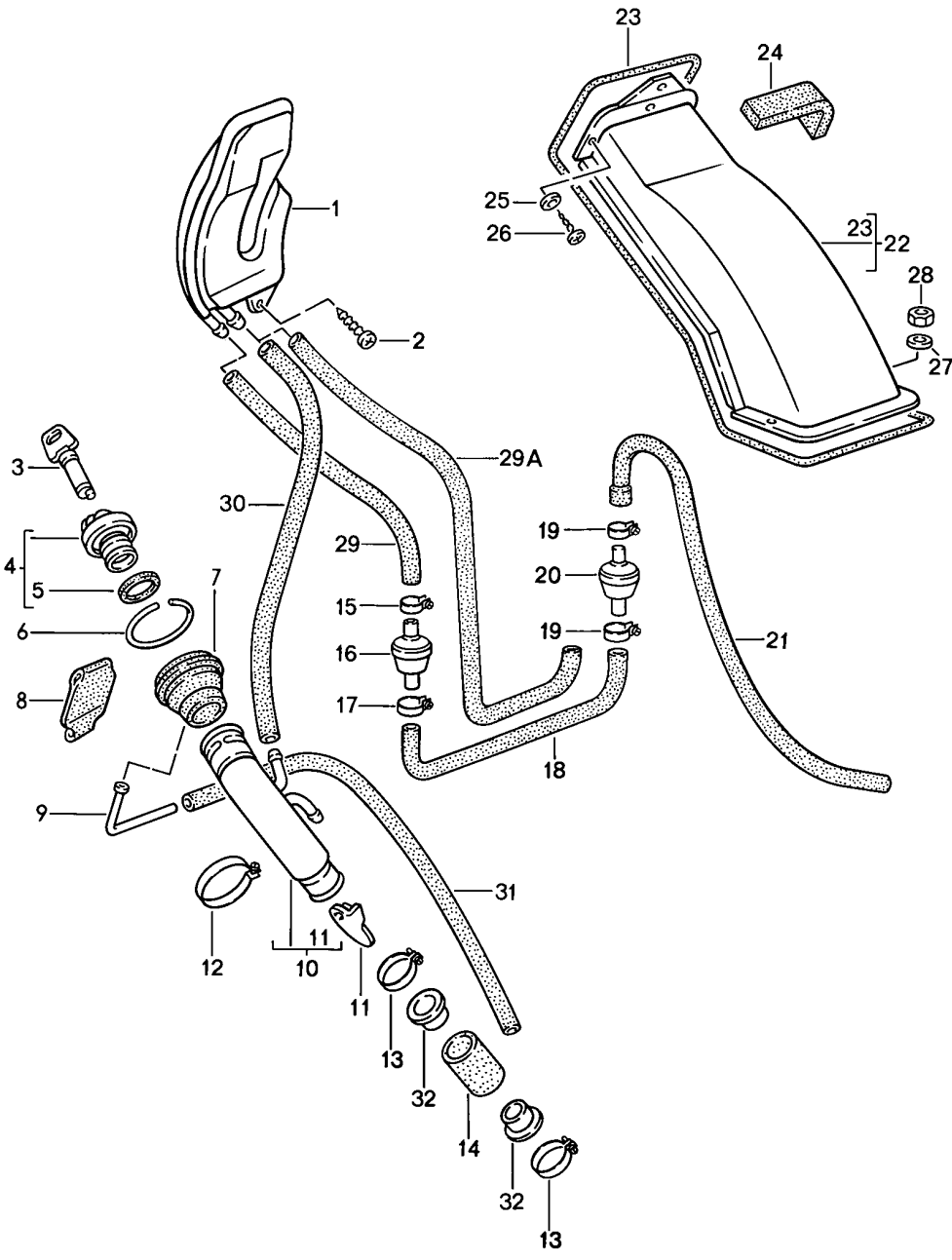
Model: 924 86

Model life 1986&gt;&gt;1988

Pos	Part Number	Description	Remark	Qty	Model
		Fuel tank 1			
1	477 201 021 F	Fuel tank		1	
2	944 201 647 00	Intermediate piece		2	
3	477 201 295 B	Intermediate layer		2	
4	481 201 647	Desk pad		2	
5	477 863 160 A	Gasket		1	
6	477 863 162 A	Sound absorber		1	
7	477 201 302	Restraining strap		1	
8	477 201 311 B	Restraining strap		1	
9	477 201 395	Restraining strap		1	
10	N 010 247 7	Hexagon-head bolt		1	
10	N 010 247 18	Hexagon-head bolt		1	
11	900 025 007 02	Washer		1	
11	900 025 007 03	Washer		1	
12	900 084 004 03	Hexagon nut		3	
12	900 084 004 02	Hexagon nut		3	
13	N 023 565 3	Hose clamp A 9 X 21 ZY		1	
-	N 020 363 1	Hose 12 X 2,5		*	
14		240 MM		1	
15		382 MM		2	
16	477 201 035	Expansion tank		1	
17	999 512 554 00	Hose clamp		2	
18	N 024 125 2	Hose clamp A 9 X 19 ZY		1	
19	N 023 570 2	Hose clamp A 9 X 15 ZY		2	
-	N 020 378 1	Hose 10 X 2,5		*	
20		270 MM		1	
21	477 919 133	Sealing ring		1	
22	477 919 051 B	Tank gauge		1	
23	N 044 734 1	Pan-head screw		5	
23	900 067 137 01	Pan-head screw M 5 X 15		5	
24	N 013 802 1	Sealing ring		5	
25	477 201 295 B	Intermediate layer		1	

Model: 924 86

Model life 1986>>1988



Model: 924 86

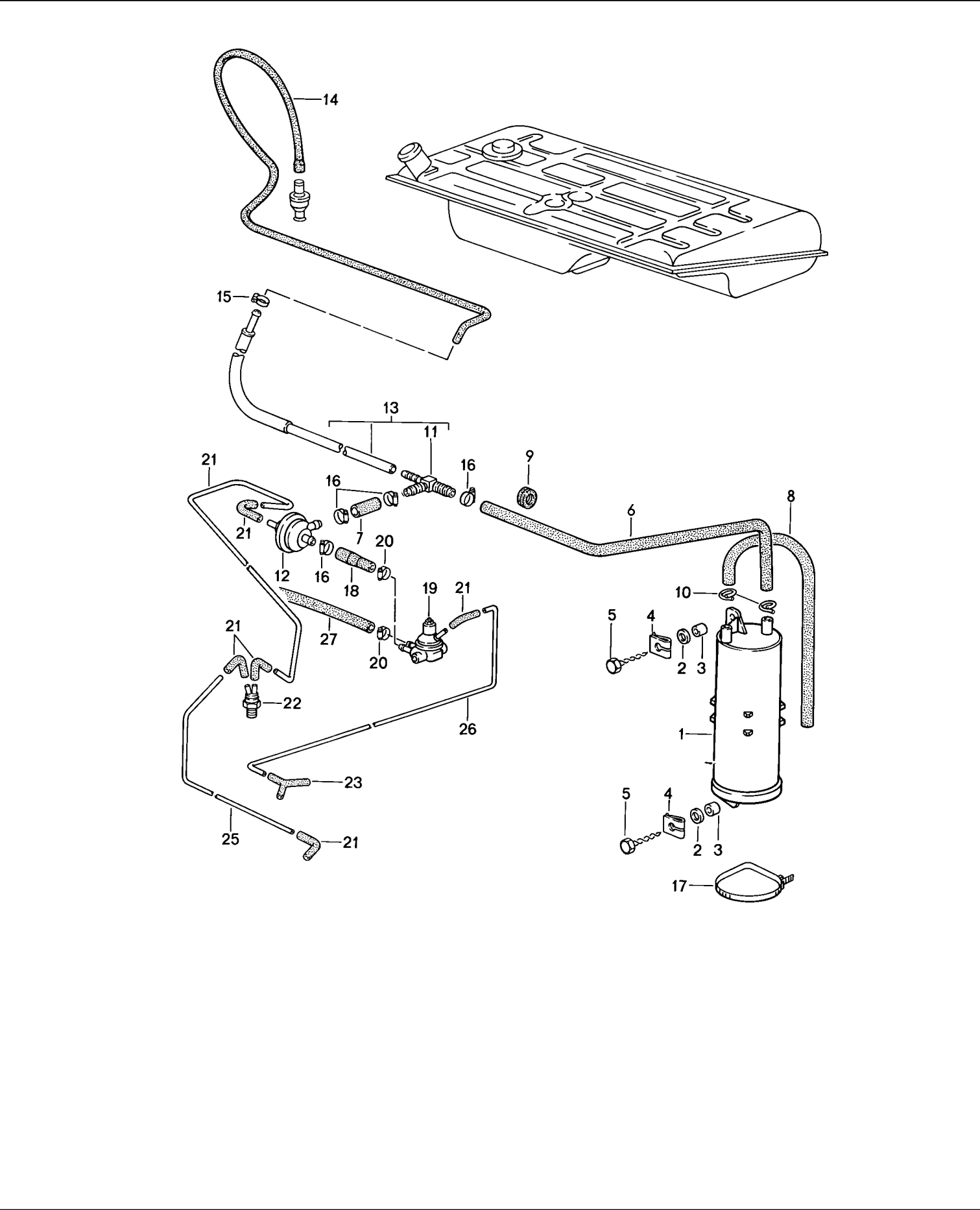
Model life 1986&gt;&gt;1988

Pos	Part Number	Description	Remark	Qty	Model
		Fuel tank			
		2			
1	944 201 041 03	Expansion tank		1	
2	N 043 864 1	Hexagon-head bolt		1	
		BM 3 X 6			
3	477 201 594	Lock cylinder		1	
		with keys			
		W/o stipulated lock number			
3	477 201 594 A	Lock cylinder		1	
		with keys			
		State lock number			
4	944 201 061 01	Fuel tank cap		1	
5	944 201 553 00	Gasket		1	
6	900 906 045 03	Circlip		1	
7	477 201 281 B	Sleeve		1	
8	928 201 057 02	Protective flap		1	
9	477 201 283 A	Connection piece		1	
10	944 201 039 03	Filler neck		1	
11	931 201 359 02	Flap		1	
12	999 513 003 40	Tie-wrap		1	
13	113 201 281 B	Hose clamp		2	
14	951 201 319 00	Hose		1	
15	N 024 528 1	Hose clamp		1	
16	810 201 186 A	Bleeder valve	-87	1	
17	N 023 570 2	Hose clamp		1	
18	944 201 449 00	Hose	-87	1	
19	N 023 570 2	Hose clamp		2	
20	928 201 083 02	Shut-off valve		1	
21	944 201 159 01	Breather hose		1	
22	944 201 047 03	Cover		1	
-	000 043 202 08	Packing cord		*	
23		\$ 4 MM		1	
24	000 043 205 05	Sound absorber		*	
		100 MM		1	
25	900 151 028 02	Washer		3	
		4,3			
25	900 151 028 01	Washer		3	
		4,3			
26	N 013 957 5	Oval-head sheetmetal screw		5	
		B 3,5 X 9,5			
27	900 025 003 02	Washer		2	
		A 5,3			
28	N 011 005 14	Hexagon nut		2	
		M 5			
28	900 076 091 01	Hexagon nut		2	
		M 5			
29	944 201 453 01	Hose	-87	1	
29A	951 201 449 01	Hose	88-	1	
30	999 181 354 40	Hose		1	
31	477 201 393 A	Hose		1	
31	477 201 393 C	Hose		1	
32	944 201 217 00	Hose		2	
32	944 201 217 01	Hose		2	



Model: 924 86

Model life 1986>>1988



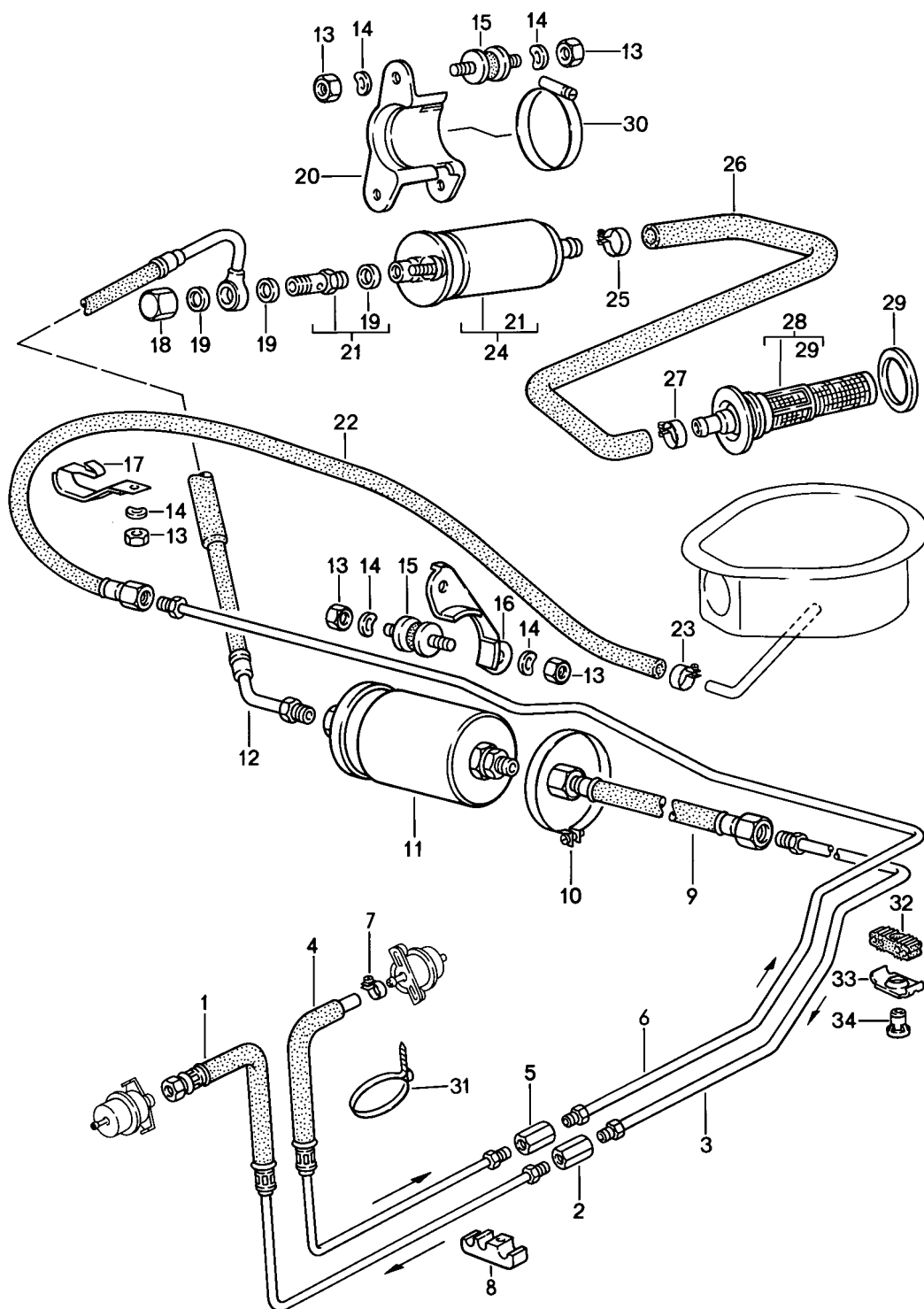
Model: 924 86

Model life 1986&gt;&gt;1988

Pos	Part Number	Description	Remark	Qty	Model
1	928 201 014 06	Carbon canister		1	
2	N 011 666 7	Tank ventilation Carbon canister Washer 6,1		2	
3	477 201 279	Sleeve		2	
4	N 015 433 1	Speed nut B 6,3		2	
5	N 013 891 1	Hexagon-head tapping screw B 6,3 X 19		2	
-	N 020 362 1	Hose 12 X 2,5		*	
6		460 MM		1	
7		50 MM		1	
8	477 201 747 B	Hose 15 x 12		1	
9	021 119 569 A	Rubber sleeve		1	
10	999 512 265 02	Hose clamp		2	
11	477 201 767 B	T-piece		1	
12	928 110 429 08	Vacuum valve		1	
13	477 201 743 D	Pipeline		1	
14	944 201 159 01	Breather hose		1	
15	N 023 558 1	Hose clamp A 9 X 10		1	
16	999 512 346 00	Hose clamp LC 16 - 25		5	
17	N 020 906 3	Tie-wrap 6,5 X 450		1	
18	944 110 182 02	Hose		1	
19	944 110 429 00	Control valve		1	
20	999 512 160 02	Hose clamp S 13/9		2	
20	PCG 512 160 02	Hose clamp S 13/9		2	
21	928 574 717 02	Moulded hose		4	
22	058 131 851 A	Thermo valve		1	
23	928 573 727 02	Distributing piece		1	
-	N 020 139 1	Hose 4 X 1		*	
24		850 MM		1	
25		480 MM		1	
26		580 MM		1	
-	999 181 152 50	Fuel hose 7,5 X 13,5		*	
27		730 MM			

Model: 924 86

Model life 1986>>1988



Model: 924 86

Model life 1986&gt;&gt;1988

Pos	Part Number	Description	Remark	Qty	Model
		Fuel system			
1	944 356 943 03	Fuel line		1	
1	944 356 943 05	Fuel line		1	
		It is necessary to rework			
2	477 209 169	Connecting piece		1	
3	477 209 178 A	Fuel line		1	
3	477 209 178 B	Fuel line		1	
4	944 356 945 03	Fuel line		1	
5	477 209 161	Connecting piece		1	
6	477 209 176 A	Fuel line		1	
7	N 023 577 2	Hose clamp		1	
		A 9 X 14 ZY			
7	PCG 023 577 2	Hose clamp		1	
		A 9 X 14 ZY			
8	944 356 591 00	Support		12	
9	944 356 048 02	Fuel hose		1	
10	N 024 316 1	Hose clamp		1	
		A 12 X 75			
11	928 110 253 06	Fuel filter		1	
12	944 356 041 07	Fuel hose		1	
12	944 356 041 12	Fuel hose		1	
13	900 076 010 02	Nut		10	
		M 6			
13	900 076 010 0B	Nut		10	
		M 6			
14	N 012 226 5	Spring washer		10	
		A 6			
15	944 610 115 00	Bonded rubber mounting		5	
16	944 356 471 01	Support		1	
17	944 356 593 01	Support		1	
18	N 011 069 1	Cap nut		1	
		M 12 X 1,5			
19	N 013 812 3	Sealing ring		2	
		A 12 X 15,5			
20	944 356 295 00	Support		1	
21	944 608 951 01	Check valve		1	
22	477 209 071 C	Fuel hose		1	
23	999 512 160 02	Hose clamp		1	
		A 9 X 13			
23	PCG 512 160 02	Hose clamp		1	
		A 9 X 13			
24	944 608 102 04	Fuel pump		1	
25	N 023 526 2	Hose clamp		1	
		A 9 X 18			
26	944 356 557 00	Fuel hose		1	
27	999 512 346 00	Hose clamp		1	
		A 9 X 20			
28	928 201 081 04	Fuel filter		1	
29	928 201 187 02	Sealing ring		1	
30	999 512 394 00	Hose clamp		1	
31	N 020 902 1	Tie-wrap		2	
31	N 020 902 A	Tie-wrap		2	
32	999 591 975 40	Rubber mounting		2	
33	999 511 199 40	Clamp		2	
34		Clamp		2	

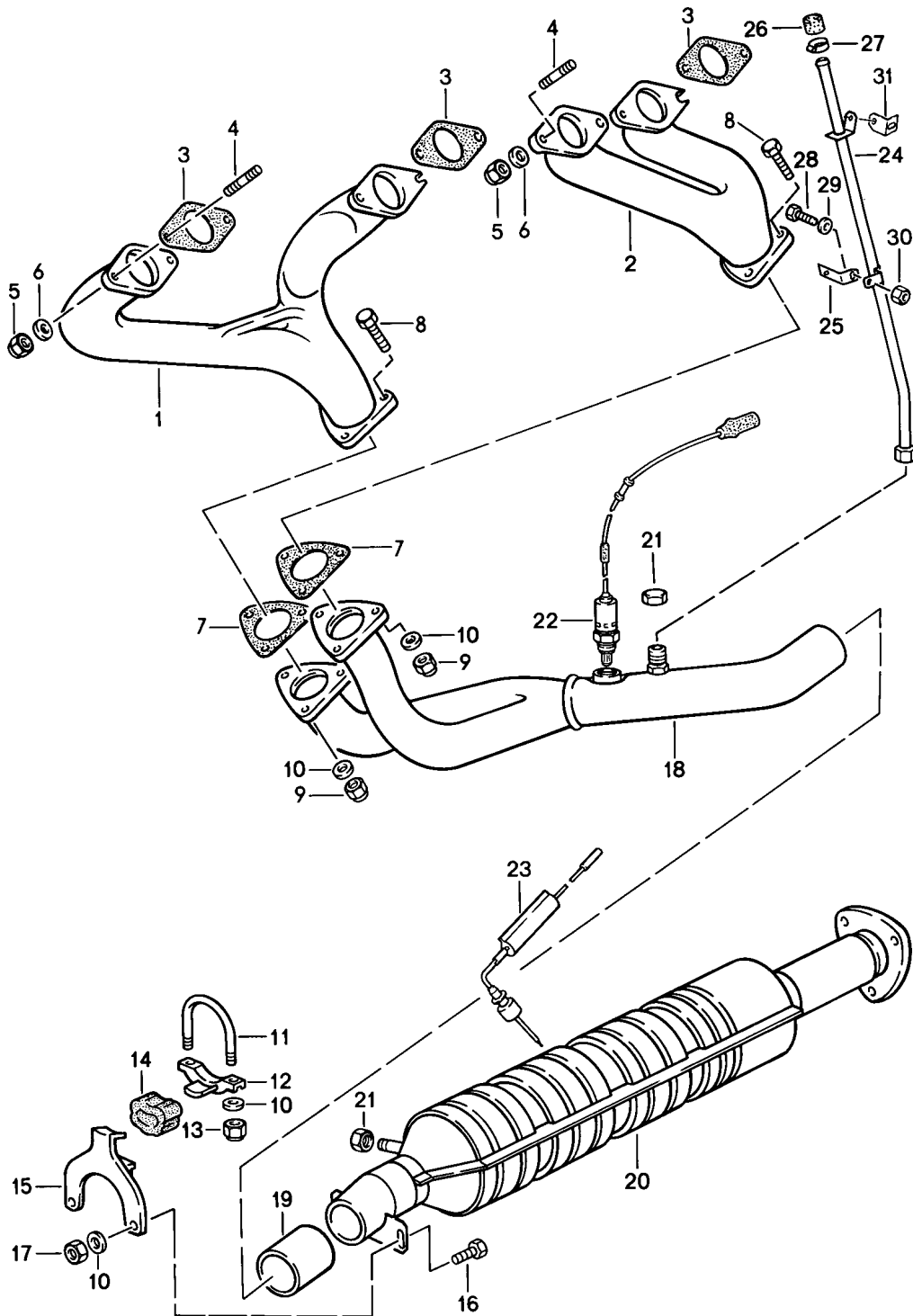
PORSCHE		Illustration: 201-15		PORSCHE	
Model: 924 86		Model life 1986>>1988			

Model life 1986&gt;&gt;1988

3	477 209 178 B	Fuel line		1	
---	---------------	-----------	--	---	--

Model: 924 86

Model life 1986>>1988



Model: 924 86

Model life 1986&gt;&gt;1988

Pos	Part Number	Description	Remark	Qty	Model
		Exhaust system Catalytic converter			M44.07/08
1	944 111 127 05	Exhaust manifold Cylinders 1 and 4		1	
2	944 111 129 04	Sheet metal elbow Exhaust manifold Cyl. 2 and 3		1	
3	944 111 196 01	Sheet metal elbow Gasket		4	
4	999 062 044 02	Stud M 8 X 30		8	
5	999 084 052 02	Lock nut M 8		8	
6	928 111 181 00	Washer		8	
7	944 111 135 01	Gasket		X	
8	900 074 287 02	Hexagon-head bolt M 8 X 35		6	
9	N 022 008 4	Lock nut VM 8		6	
(9)	900 910 097 02	Lock nut VM 8		6	
10	900 025 007 02	Washer		8	
10	900 025 007 03	Washer		8	
11	477 253 139	Clip		1	
11	477 253 139 00	Clip		1	
12	944 111 307 00	Support		1	
13	900 910 003 02	Lock nut VM 8		2	
13	900 910 003 04	Lock nut VM 8		2	
14	944 111 142 01	Rubber mounting		1	
15	931 111 061 02	Hook		1	
16	N 010 240 16	Hexagon-head bolt M 8 X 20		2	
17	900 076 025 02	Hexagon nut		2	
17	900 076 064 02	Hexagon nut		2	
18	944 111 987 03	Exhaust pipe		1	
19	944 111 981 00	Sleeve		1	
20	944 111 989 03	Catalytic converter		1	
21	930 113 153 00	Cap		1	
22	944 606 135 02	Oxygen sensor		1	
22	944 606 135 00	Oxygen sensor		1	(CAL)
24	944 111 175 05	Exhaust emission tube		1	
25	944 111 177 02	Support		1	
26	034 133 335 D	Cap		1	
27	999 512 160 02	Hose clamp		1	
27	PCG 512 160 02	Hose clamp		1	
28	999 072 005 09	Hexagon nut M 6 X 12		1	
28	999 072 005 01	Hexagon nut M 6 X 12		1	
29	N 011 524 7	Washer		1	
29	N 011 524 27	Washer		1	
30	900 076 010 02	Nut		1	
30	900 076 010 0B	Nut		1	
31	944 111 179 00	Support		1	



Model life 1986&gt;&gt;1988



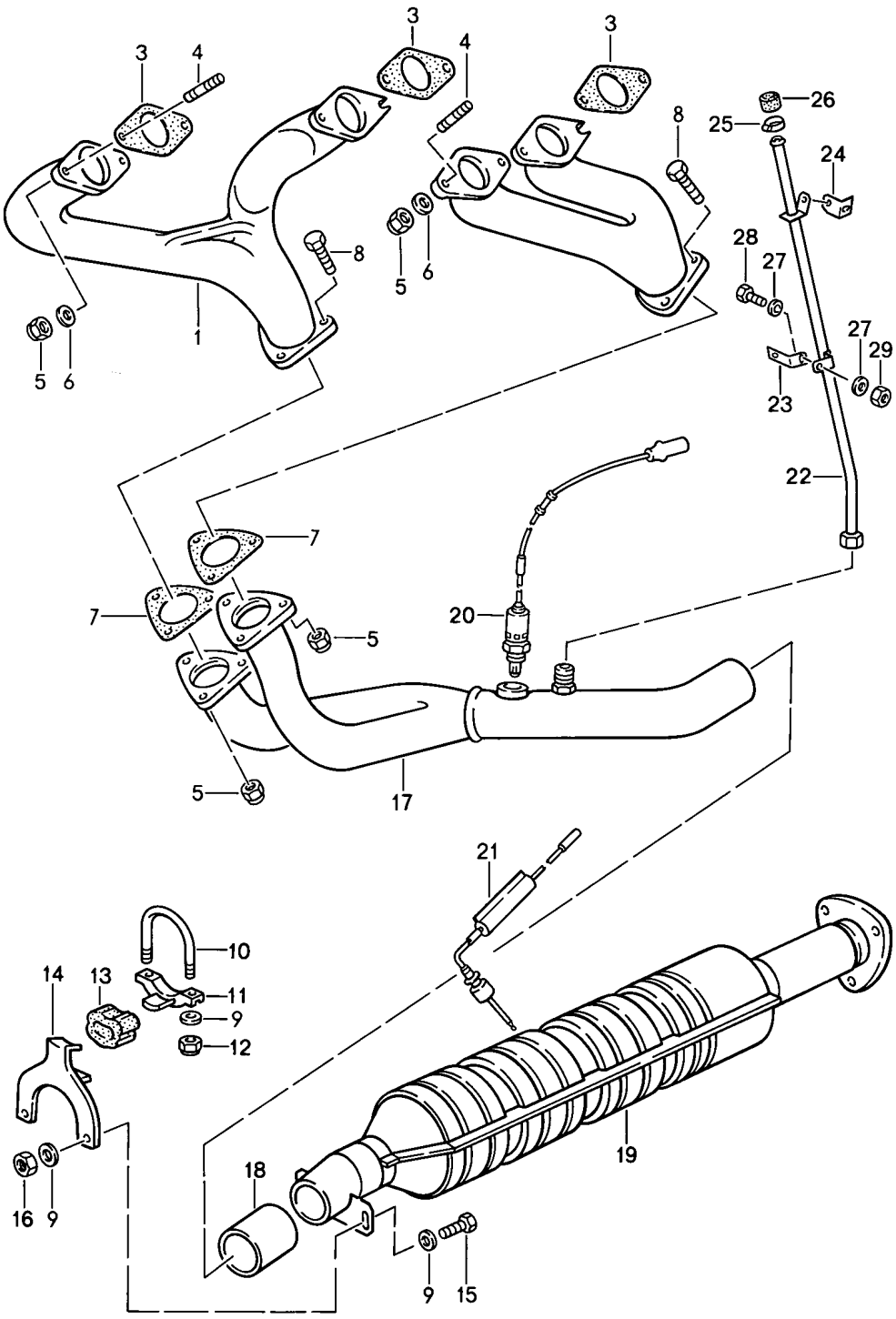
Model: 924 86

Model life 1986&gt;&gt;1988

Pos	Part Number	Description	Remark	Qty	Model
		Exhaust system			M44.07/08
		Rear muffler			
1	944 111 083 01	Rear muffler		1	
2	944 111 203 00	Sealing ring		1	
3	900 074 287 02	Hexagon-head bolt		3	
		M 8 X 35			
4	999 084 052 02	Lock nut		3	
		VM8			
5	477 253 139	Clip		1	
5	477 253 139 00	Clip		1	
6	944 111 307 00	Support		1	
7	900 910 003 02	Lock nut		2	
		VM8			
7	900 910 003 04	Lock nut		2	
		VM 8			
8	944 111 142 01	Rubber mounting		1	
9	931 111 061 02	Hook		1	
9	944 111 211 00	Hook	(CH) 87	1	
10	N 010 240 16	Hexagon-head bolt		2	
		M 8 X 20			
11	900 025 007 02	Washer		7	
		A 8,4			
11	900 025 007 03	Washer		7	
		A 8,4			
12	900 076 025 02	Hexagon nut		6	
		M 8			
12	900 076 064 02	Hexagon nut		6	
		M 8			
13	931 111 264 01	Hook		2	
13	944 111 064 01	Hook	(CH) 87	2	
13	944 111 064 00	Hook		2	
		with			
		Trailer coupling			
14	931 111 121 01	Hook		2	
15	928 111 259 02	Rubber mounting		2	
		Information available			
16	477 253 191 C	Ornamental exhaust pipe		1	
		Chrome			
16	477 253 191 F	Ornamental exhaust pipe		1	
		Chrome			
16	477 253 192 G	Ornamental exhaust pipe		1	
		Chrome			
16	477 253 191 C	Ornamental exhaust pipe		1	
		Chrome			
16	477 253 191 F	Ornamental exhaust pipe		1	
		Chrome			
16	477 253 192 G	Ornamental exhaust pipe		1	
		Chrome			

Model: 924 86

Model life 1986>>1988



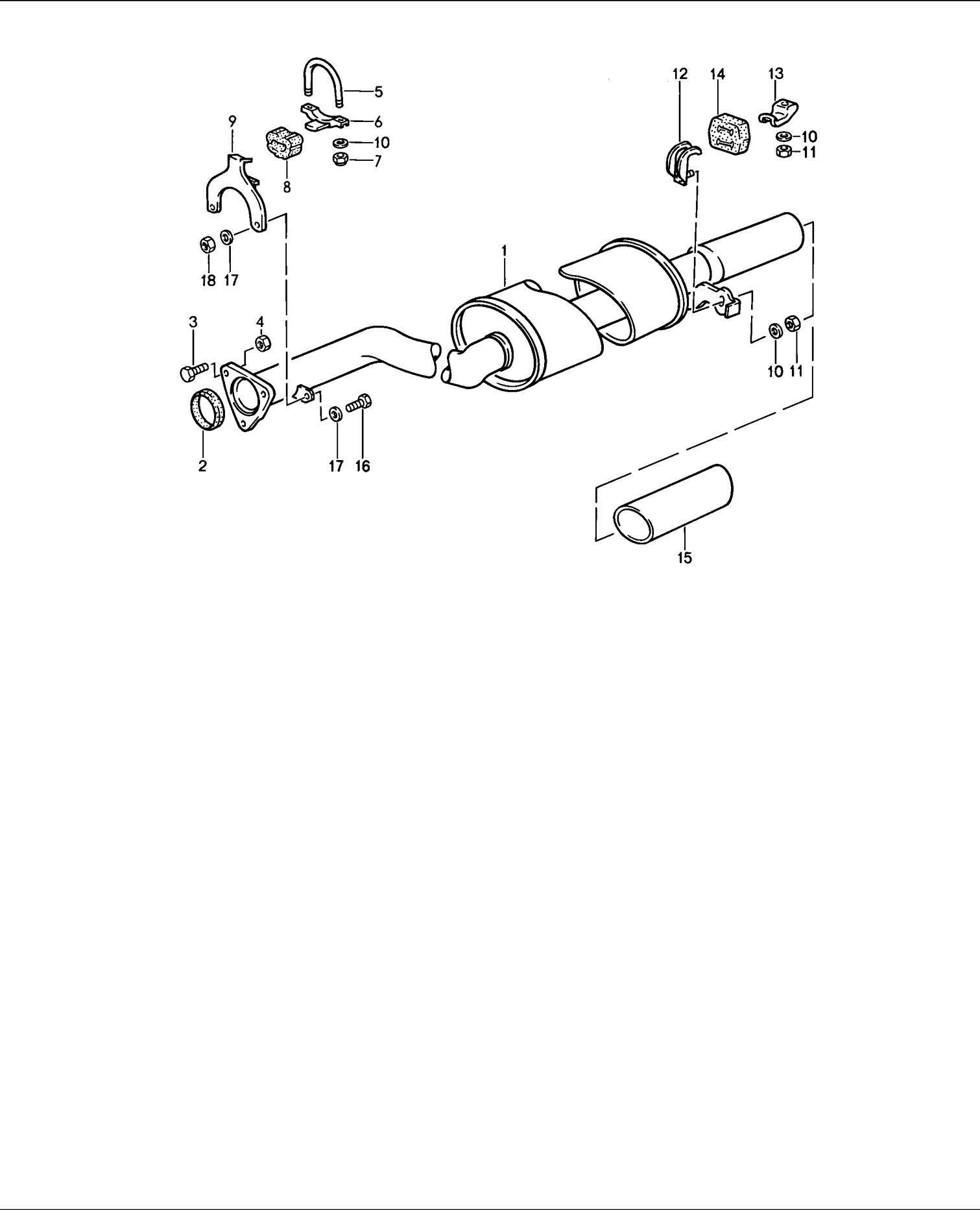
Model: 924 86

Model life 1986&gt;&gt;1988

Pos	Part Number	Description	Remark	Qty	Model
		Exhaust system Catalytic converter			M44.09/10
1	944 111 127 05	Exhaust manifold Cylinders 1 and 4		1	
2	944 111 129 04	Exhaust manifold Cyl. 2 and 3		1	
3	944 111 196 01	Gasket		4	
4	999 062 044 02	Stud M 8 X 30		8	
5	999 084 052 02	Lock nut M 8		14	
6	928 111 181 00	Washer		8	
7	944 111 135 01	Gasket		2	
8	900 074 282 02	Screw M 8 X 37		6	
9	900 025 007 02	Washer		8	
9	900 025 007 03	Washer		8	
10	477 253 139	Clip		1	
10	477 253 139 00	Clip		1	
11	944 111 307 00	Support		1	
12	900 910 003 02	Lock nut VM 8		2	
12	900 910 003 04	Lock nut VM 8		2	
13	944 111 142 01	Rubber mounting		1	
14	931 111 061 02	Hook		1	
15	N 010 240 16	Hexagon-head bolt M 8 X 20		2	
16	900 076 025 02	Hexagon nut M 8		2	
16	900 076 064 02	Hexagon nut M 8		2	
17	944 111 987 03	Exhaust pipe		1	
18	944 111 981 00	Sleeve		1	
19	944 111 989 05	Catalytic converter		1	M44.09
19	944 111 989 03	Catalytic converter		1	M44.10
20	944 606 135 02	Oxygen sensor		1	
20	944 606 135 00	Oxygen sensor		1	(CAL)
22	944 111 175 03	Exhaust emission tube		1	
23	944 111 177 02	Support		1	
24	944 111 279 01	Support		1	
25	999 512 160 02	Hose clamp		1	
25	PCG 512 160 02	Hose clamp		1	
26	034 133 335 D	Cap		1	
27	N 011 666 7	Washer		4	
28	999 072 005 09	Hexagon nut M 6 X 12		2	
28	999 072 005 01	Hexagon nut M 6 X 12		2	
29	900 076 010 02	Nut		2	
29	900 076 010 0B	Nut		2	

Model: 924 86

Model life 1986>>1988



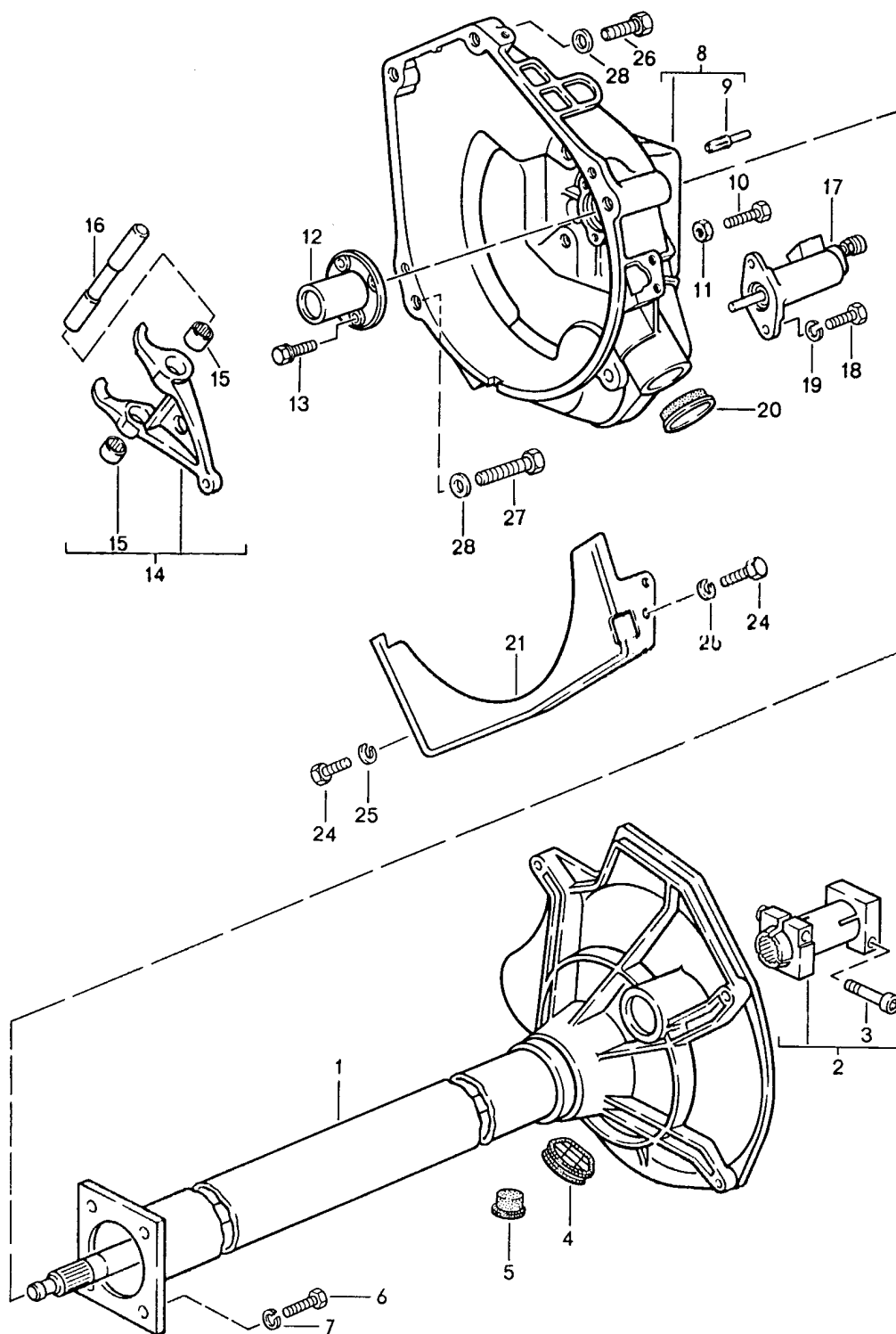
Model: 924 86

Model life 1986&gt;&gt;1988

Pos	Part Number	Description	Remark	Qty	Model
		Exhaust system			M44.09/10
		Rear muffler			
1	944 111 041 03	Rear muffler		1	M44.09
1	944 111 083 01	Rear muffler		1	M44.10
1	944 111 041 03	Rear muffler	(CH)	1	M44.10
2	944 111 204 00	Sealing ring		1	M44.09
2	944 111 204 01	Sealing ring		1	M44.09
2	944 111 203 00	Sealing ring		1	M44.10
2	944 111 204 00	Sealing ring	(CH)	1	M44.10
2	944 111 204 01	Sealing ring	(CH)	1	M44.10
3	900 074 268 02	Hexagon-head bolt		3	
		BM 8 X 40			
4	999 084 052 02	Lock nut		3	
5	477 253 139	Clip		1	
5	477 253 139 00	Clip		1	
6	944 111 307 00	Support		1	
7	900 910 003 02	Lock nut		2	
7	900 910 003 04	Lock nut		2	
		VM 8			
8	944 111 142 01	Rubber mounting		1	
9	944 111 211 00	Hook		1	M44.09
9	931 111 061 02	Hook		1	M44.10
10	900 025 007 02	Washer		6	
10	900 025 007 03	Washer		6	
11	900 076 025 02	Hexagon nut		4	
11	900 076 064 02	Hexagon nut		4	
12	944 111 064 01	Hook		2	M44.09
12	931 111 264 01	Hook		2	M44.10
13	931 111 121 01	Hook		2	
14	928 111 259 02	Rubber mounting		2	
		Information available			
15	477 253 191 C	Ornamental exhaust pipe		1	
15	477 253 191 F	Ornamental exhaust pipe		1	
15	477 253 192 G	Ornamental exhaust pipe		1	
16	900 075 087 02	Hexagon-head bolt		2	M44.10
16	900 075 087 03	Hexagon-head bolt		2	M44.10
17	900 025 007 02	Washer		4	M44.10
17	900 025 007 03	Washer		4	M44.10
18	900 076 025 02	Hexagon nut		2	M44.10
18	900 076 064 02	Hexagon nut		2	M44.10

Model: 924 86

Model life 1986>>1988



Model: 924 86

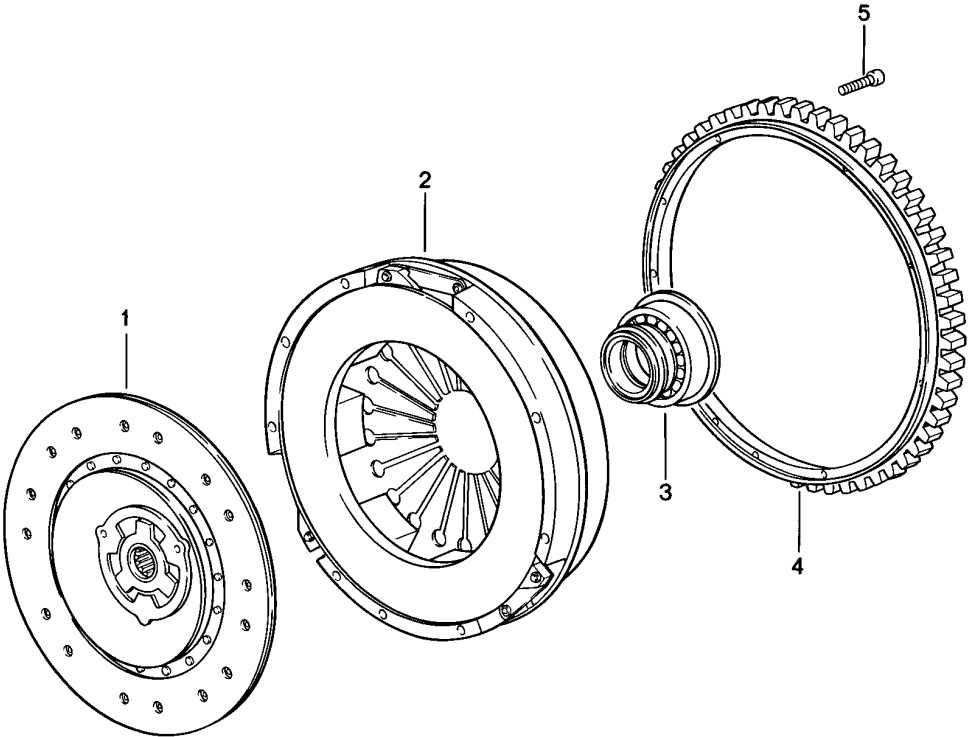
Model life 1986&gt;&gt;1988

Pos	Part Number	Description	Remark	Qty	Model
		Central tube			
		Manual transmission			
1	944 421 012 02	Central tube		1	
		Ready for installation			
2	922 421 051 02	Clamping sleeve		1	
2	922 421 051 03	Clamping sleeve		1	
3	931 421 240 00	Clamping screw		2	
4	477 521 277 C	Cap		1	
5	477 521 177	Cap		1	
6	N 010 275 4	Hexagon-head bolt		4	
		M 10 X 35			
7	N 012 028 1	Lock ring		4	
		10			
8	944 116 043 06	Clutch housing		1	
9	N 012 690 1	Grooved pin		3	
		10 X 32			
10	N 010 221 3	Hexagon-head bolt		1	
		M 6 X 35			
11	900 076 010 02	Nut		1	
		M 6			
11	900 076 010 0B	Nut		1	
		M 6			
12	016 141 181	Guide sleeve		1	
13	N 090 194 2	Hexagon-head bolt		3	
		M 7 X 16			
14	931 116 085 00	Clutch release lever		1	
14	931 116 085 02	Clutch release lever		1	
15	999 201 213 00	Needle sleeve		2	
16	951 116 133 00	Clutch control shaft		1	
17	944 116 237 00	Clutch operating cylinder		1	
-	928 116 901 00	Repair kit		1	
		Clutch operating cylinder			
18	N 010 233 6	Hexagon-head bolt		2	
		M 8 X 28			
18	900 075 136 03	Hexagon-head bolt		2	
		M 8 X 28			
19	900 027 015 02	Lock ring		2	
		B 8			
19	900 027 015 03	Lock ring		2	
		B 8			
20	931 116 177 00	Cap		1	
21	944 116 093 01	Protective plate		1	
24	900 075 040 02	Hexagon-head bolt		2	
		M 10 X 20			
24	900 075 517 01	Hexagon-head bolt		2	
		M 10 X 20			
25	N 012 028 1	Lock ring		2	
		A 10			
26	N 010 142 2	Hexagon-head bolt		2	
		M 12 X 50			
27	N 010 191 2	Hexagon-head bolt		2	
		M 12 X 95			
27	900 082 142 01	Hexagon-head bolt		2	
		M 12 X 95			
28	900 025 009 02	Washer		4	
		A 13			



Model: 924 86

Model life 1986>>1988



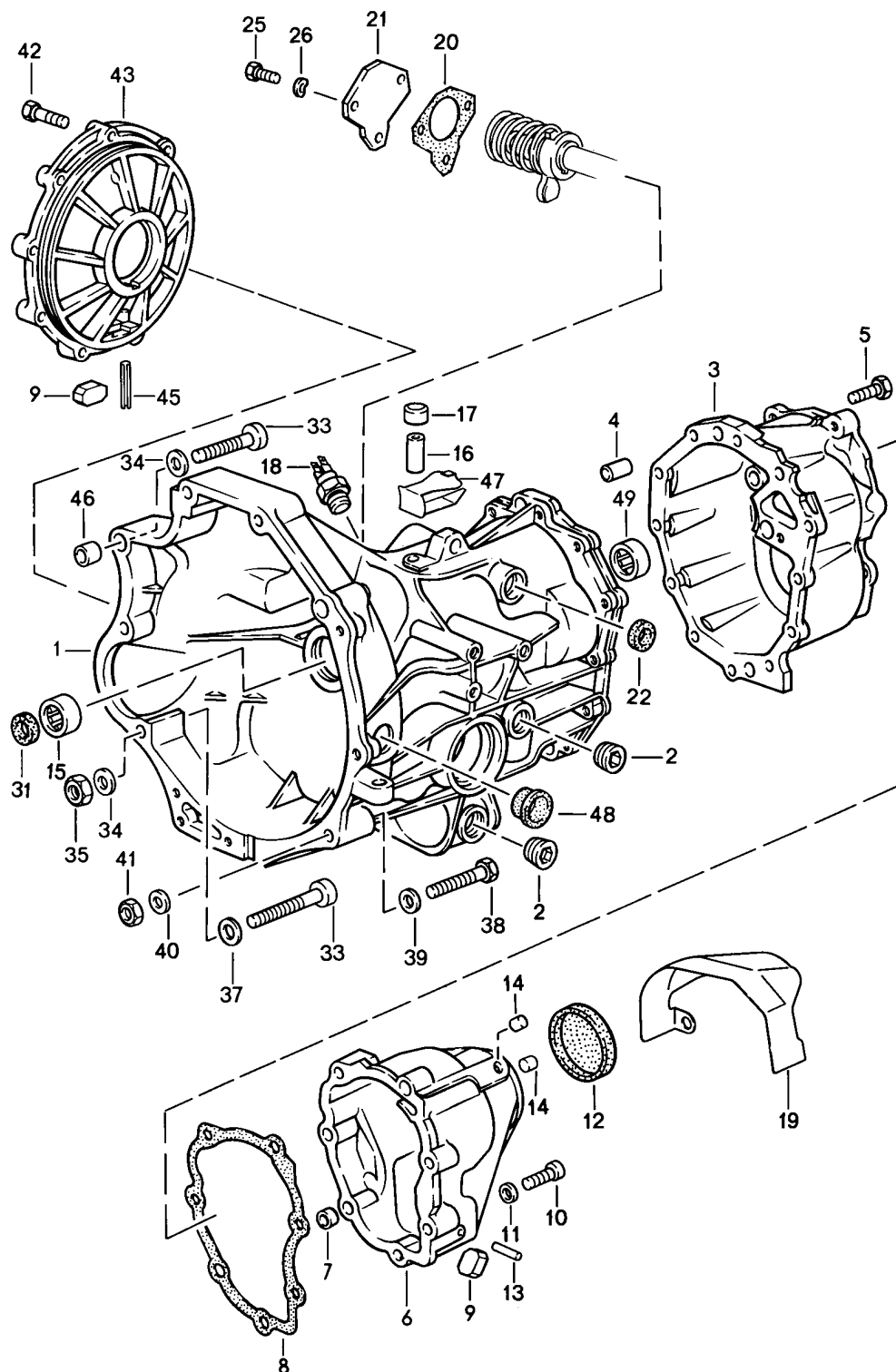
Model: 924 86

Model life 1986&gt;&gt;1988

Pos	Part Number	Description	Remark	Qty	Model
		Clutch			
1	944 116 012 04	Clutch plate		1	
1	944 116 012 11	Clutch plate		1	
1	944 116 011 02	Clutch plate		1	
		Attention			
		Repair kit			
		Use			
		94411691101		1	
1	944 116 012 11	Clutch plate		1	
		without asbestos			
1	944 116 011 02	Clutch plate		1	
		Attention			
		Repair kit			
		Use			
		94411691101		1	
2	944 116 023 01	Pressure plate		1	
3	931 116 082 04	Clutch release bearing		1	
4	944 116 239 03	Starter ring		1	
5	900 067 020 02	Pan-head screw		9	
		M 8 X 50			
5	900 067 362 01	Pan-head screw		9	
		M 8 X 50			
-	944 116 911 00	Repair kit		1	
		for			
		Clutch			
-	944 116 911 01	Repair kit		1	
		for			
		Clutch			
		Comprising:			
		Pressure plate			
		Drive plate			
		Clutch release bearing			

Model: 924 86

Model life 1986>>1988



Model: 924 86

Model life 1986&gt;&gt;1988

Pos	Part Number	Description	Remark	Qty	Model
-	016 300 045 C	Replacement transmission Transmission case Manual transmission		1	QK
-	016 300 045 Q	Replacement transmission Ready for installation		1	7Q
1	016 301 103 AF	Replacement transmission with Limited-slip differential Ready for installation		1	
2	111 301 127 E	Transmission case		2	
2	WHT 001 937	Screw plug M 24 X 1,5		2	
3	016 301 211 F	Screw plug M 24 X 1,5		1	
3	016 301 211 M	Transmission cover G >> QK 28 08 6 G >> 7Q 28 08 6		1	
4	014 301 473	End plate G QK 29 08 6 >> G 7Q 29 08 6 >> See TPI GR.3 NR.1		2	
4	0A2 301 473	Sleeve		2	
5	N 010 332 4	Sleeve		12	
6	016 301 231 F	Hexagon-head bolt M 8 X 32		1	
7	016 301 299	Lid		2	
7	016 301 299 A	Dowel sleeve		2	
8	016 301 235 C	Dowel sleeve		1	
9	084 301 143 A	Gasket		2	
10	N 014 715 1	Magnet		7	
11	900 025 007 02	Pan-head screw M 8 X 45		5	
11	900 025 007 03	Washer 8,4		5	
12	088 301 467 B	Washer 8,4		1	
12	088 301 467 D	Lid		1	
12	014 301 467 2	Lid		1	
13	N 013 371 1	Transmission cover		1	
14	019 301 115	Straight pin 6 M 6 X 24		2	
15	083 311 123	Stopper		1	
16	083 311 123 TPP	Needle sleeve		1	
16	014 301 473	Sleeve		1	
16	0A2 301 473	Sleeve		1	
17	014 301 485	Cap		1	
18	084 941 521	Switch		1	
19	477 599 181 A	Protective plate		1	
20	016 301 455 A	Gasket		1	
21	016 301 453 B	Lid		1	
22	928 303 120 01	Shaft sealing ring		1	
25	900 075 193 08	Hexagon-head bolt M 6 X 16		3	
26	N 012 226 5	Spring washer B 6		3	
31	016 311 113 C	Radial shaft seal		1	
32	N 090 194 2	Hexagon-head bolt M 7 X 16		3	
33	900 067 268 02	Pan-head screw M 12 X 80		3	
34	900 028 014 02	Washer		3	

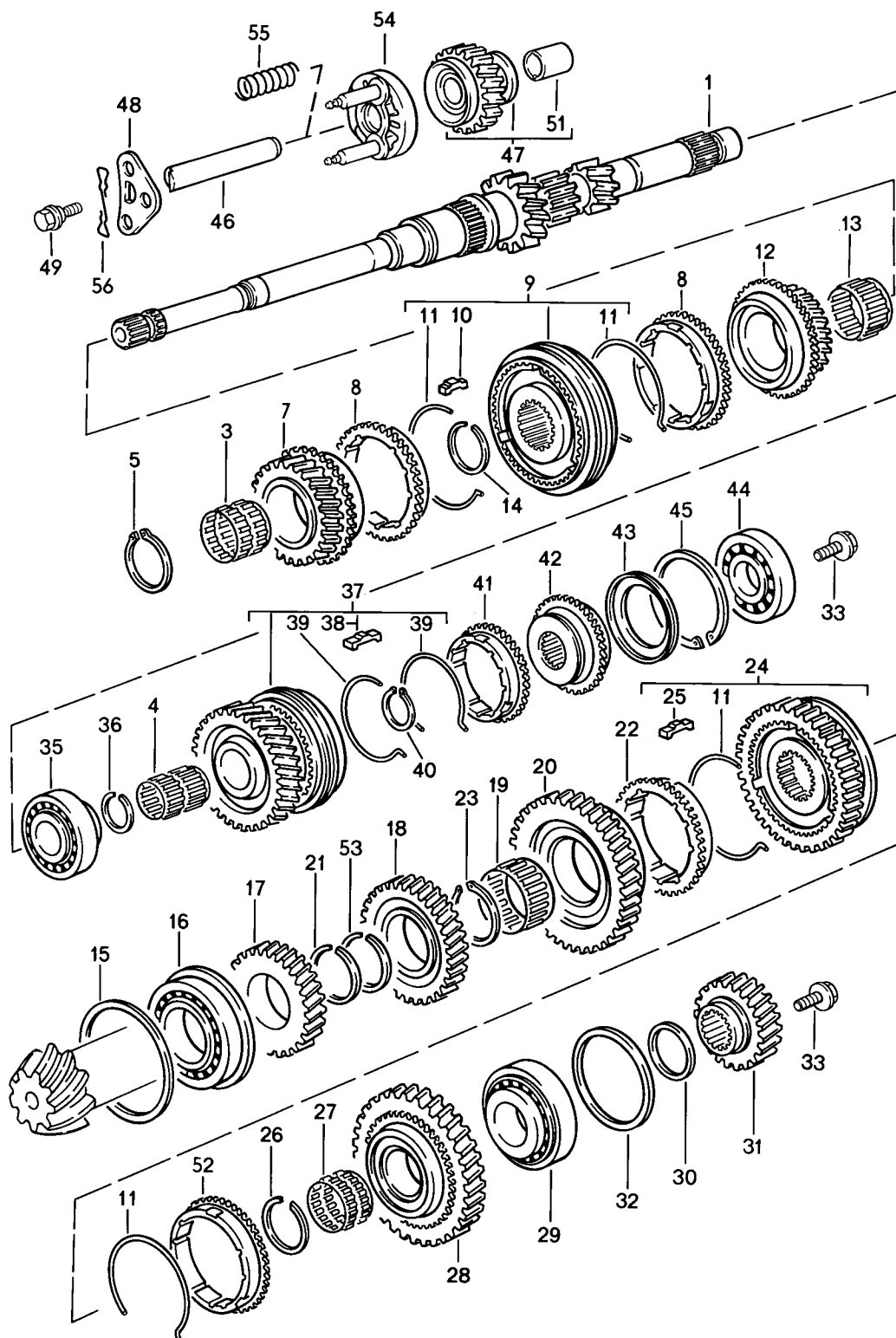
Model: 924 86

Model life 1986&gt;&gt;1988

Pos	Part Number	Description	Remark	Qty	Model
34	900 028 014 03	B 12 Washer		3	
35	N 011 020 8	B 12 Hexagon nut		1	
35	900 034 036 01	M 12 Hexagon nut		1	
37	900 025 009 02	M 12 Washer		4	
38	900 074 064 02	A 13 Hexagon-head bolt		1	
38	900 074 377 01	M 10 X 60 Hexagon-head bolt		1	
39	900 025 008 09	M 10 X 60 Washer		1	
39	900 025 008 04	A 10,5 Washer		1	
40	N 012 230 6	A 10,5 Spring washer		1	
41	N 011 010 13	B 10 Hexagon nut		1	
42	N 090 191 1	M 10 Hexagon-head bolt		9	
43	088 409 131 C	M 8 X 35 Lid		1	
45	N 013 291 1	Tensioning sleeve		1	
46	019 301 153	4 X 28 Dowel sleeve		2	
47	016 301 349	Cover plate		1	
49	088 311 123	Needle sleeve		1	

Model: 924 86

Model life 1986>>1988



Model: 924 86

Model life 1986&gt;&gt;1988

Pos	Part Number	Description	Remark	Qty	Model
		Gears and shafts			
		Manual transmission			
1	016 311 105 S	Drive shaft		1	
3	016 311 115	Needle-roller bearing		1	
		4th speed			
4	016 311 116 A	Needle-roller bearing		1	
		5th gear			
5	016 311 344	Circlip		1	
7	016 311 351 B	Shifting gear		1	
		4th speed			
8	016 311 295	Synchroniser ring		2	
		3rd/4th gear			
8	016 311 247	Synchroniser ring		2	
		3rd/4th gear			
9	088 311 301 B	Synchronising hub		1	
		3rd/4th gear			
		with			
		Operating sleeve			
10	088 311 245	Detent		3	
		3rd/4th gear			
11	088 311 311 D	Spring		4	
		1st gear			
		Until			
		4th speed			
12	005 311 285	Shifting gear		1	
		3rd gear			
13	016 311 213 H	Needle-roller bearing		1	
		3rd gear			
14	088 311 317	Circlip		1	
		1,50			
14	088 311 317 B	Circlip		X	
		1,56			
14	088 311 317 C	Circlip		X	
		1,62			
15	088 311 391	Shim		1	
		0,20			
15	088 311 391 A	Shim		X	
		0,25			
15	088 311 391 B	Shim		X	
		0,30			
15	088 311 391 C	Shim		X	
		0,35			
15	088 311 391 D	Shim		X	
		0,40			
15	088 311 391 E	Shim		X	
		0,65			
15	088 311 391 F	Shim		X	
		0,90			
15	088 311 391 G	Shim		X	
		1,15			
16	016 311 220 E	Taper roller bearing		1	
17	016 311 149 H	Gear wheel		1	
		4th speed			
18	016 311 131 E	Gear wheel		1	
		3rd gear			
19	016 311 229 A	Needle-roller bearing		1	
		2nd gear			
20	016 311 271	Shifting gear		1	
		2nd gear			
21	016 311 363 AA	Circlip		1	
		2,24			
21	016 311 363 AB	Circlip		X	
		2,26			

Model: 924 86

Model life 1986&gt;&gt;1988

Pos	Part Number	Description	Remark	Qty	Model
21	016 311 363 AC	Circlip 2,28		X	
21	016 311 363 AD	Circlip 2,30		X	
21	016 311 363 AE	Circlip 2,32		X	
21	016 311 363 AF	Circlip 2,34		X	
21	016 311 363 AG	Circlip 2,36		X	
21	016 311 363 AH	Circlip 2,38		X	
21	016 311 363 AJ	Circlip 2,40		X	
22	016 311 295	Synchroniser ring 2nd gear		1	
22	016 311 247	Synchroniser ring 2nd gear		1	
23	016 311 287	Circlip 1,65		1	
23	016 311 287 A	Circlip 1,70		X	
23	016 311 287 B	Circlip 1,75		X	
24	016 311 239 E	Synchronising hub 1st / 2nd gear with Operating sleeve		1	
25	088 311 313	Detent 1st / 2nd gear		3	
26	016 311 327	Circlip 1,50		1	
26	016 311 327 A	Circlip 1,55		X	
26	016 311 327 B	Circlip 1,60		X	
27	016 311 207 A	Needle-roller bearing 1st gear		1	
28	016 311 257	Shifting gear 1st gear		1	
29	016 311 375 B	Taper roller bearing G >> QK 28 08 6 G >> 7Q 28 08 6		1	
29	016 311 375 H	Taper roller bearing G QK 29 08 6 >> G 7Q 29 08 6 >>		1	
29	016 311 375 J	Taper roller bearing G QK 29 08 6 >> G 7Q 29 08 6 >>		1	
30	016 311 391	Adjusting shim 1,10		1	
30	016 311 391 A	Adjusting shim 1,40		X	
30	016 311 391 A1	Adjusting shim 1,40		X	
30	016 311 391 B	Adjusting shim 1,70		X	
30	016 311 391 C	Adjusting shim 2,00		X	
30	016 311 391 D	Adjusting shim 2,30		X	
31	016 311 159 C	Gear wheel 5th gear		1	



Model: 924 86

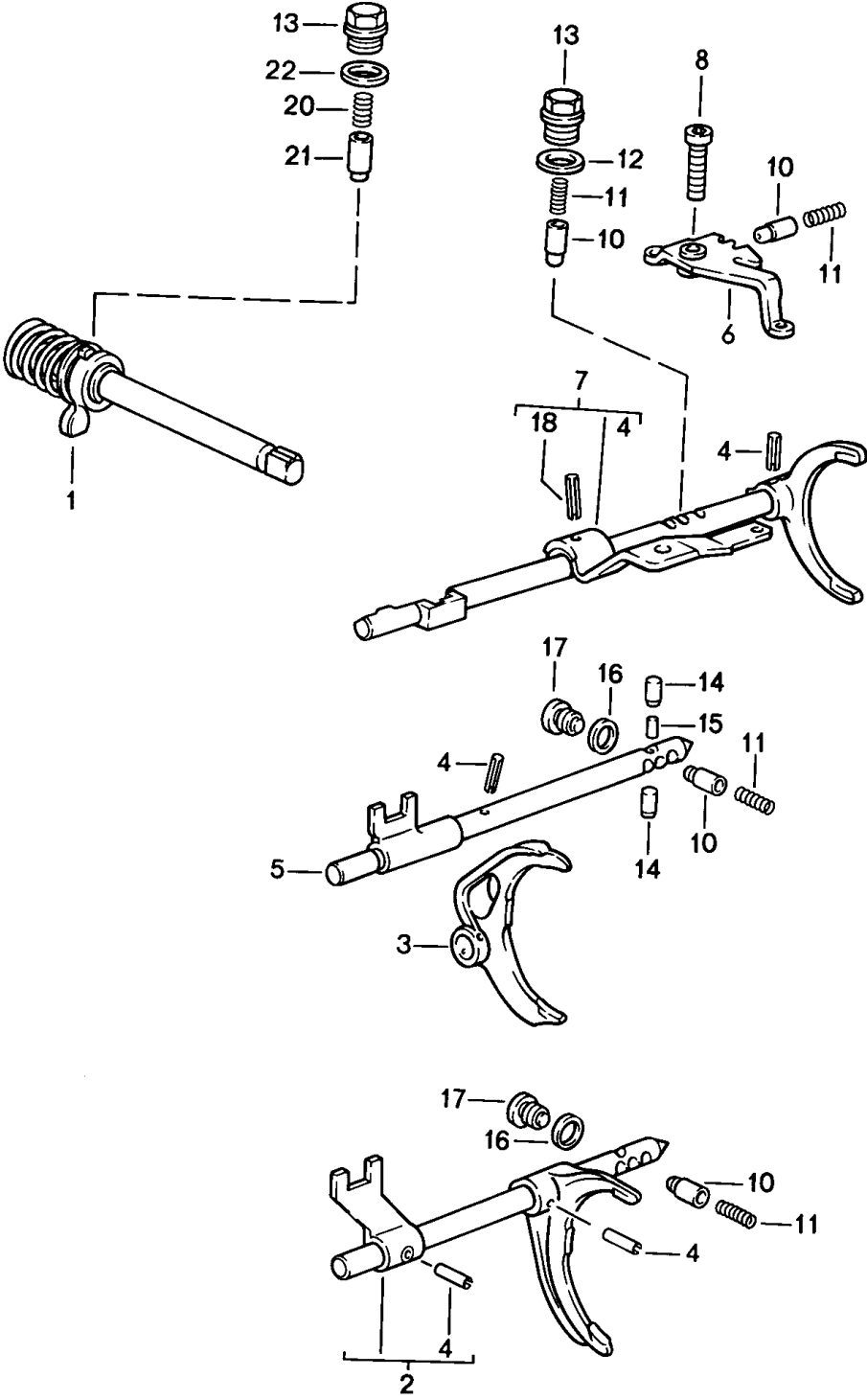
Model life 1986&gt;&gt;1988

Pos	Part Number	Description	Remark	Qty	Model
		Circlip G >> QK 28 08 6 G >> 7Q 28 08 6			
32	016 311 393	Shim 0,24		1	
32	016 311 393 A	Shim 0,27		X	
32	016 311 393 B	Shim 0,30		X	
32	016 311 393 C	Shim 0,33		X	
32	016 311 393 D	Shim 0,36		X	
32	016 311 393 E	Shim 0,39		X	
32	016 311 393 F	Shim 0,42		X	
32	016 311 393 G	Shim		X	
32	016 311 393 H	Shim 0,69		X	
32	016 311 393 J	Shim 0,93		X	
32	016 311 393 K	Shim 1,17		X	
32	016 311 393 L	Shim 1,41		X	
		G QK 29 08 6 >> G 7Q 29 08 6 >>			
32	016 311 393 AP	Shim 0,24		1	
32	016 311 393 AQ	Shim 0,27		X	
32	016 311 393 AR	Shim 0,30		X	
32	016 311 393 AS	Shim 0,33		X	
32	016 311 393 M	Shim 0,36		X	
32	016 311 393 N	Shim 0,39		X	
32	016 311 393 P	Shim 0,42		X	
32	016 311 393 Q	Shim 0,45		X	
32	016 311 393 R	Shim 0,69		X	
32	016 311 393 S	Shim 0,93		X	
32	016 311 393 T	Shim 1,17		X	
32	016 311 393 AA	Shim 1,41		X	
33	N 902 582 01	Clamping screw		2	
35	016 311 427	Cylindrical-roller bearing		1	
36	N 900 606 01	Circlip A 27 X 1,35		1	
36	N 900 606 02	Circlip A 27 X 1,40		X	
36	N 900 606 03	Circlip A 27 X 1,45		X	
37	016 311 353 B	Shifting gear 5th gear		1	
38	016 311 246	Detent		3	

PORSCHE		Illustration: 303-00			PORSCHE
Model: 924 86		Model life 1986>>1988			
Pos	Part Number	Description	Remark	Qty	Model
39	014 311 311 C	5th gear Spring		2	
40	N 900 607 01	5th gear Circlip A 27 X 1,9		1	
41	014 311 295 E	Synchroniser ring		1	
42	016 311 192 A	5th gear Clutch hub		1	
43	016 311 449	5th gear Dust plate		1	
44	016 311 445	Four-point bearing		1	
44	016 311 44F	Four-point bearing		1	
45	N 900 608 01	Circlip A 68 X 2,83		1	
45	N 900 608 02	Circlip A 68 X 2,90		X	
46	016 311 519 B	Reverse idler gear shaft		1	
47	016 311 529 D	Reverse idler gear		1	
48	016 311 853 B	Retainer plate		1	
49	088 301 291 A	Shouldered bolt		1	
51	088 311 533	Bush		1	
52	016 311 247	Synchroniser ring 1st gear		1	
53	016 311 363 AJ	Circlip 2,40		1	
54	016 311 839 C	Synchroniser ring		1	
55	016 311 859 C	Compression spring		1	
56	016 311 861 C	Spring clip		1	

Model: 924 86

Model life 1986>>1988



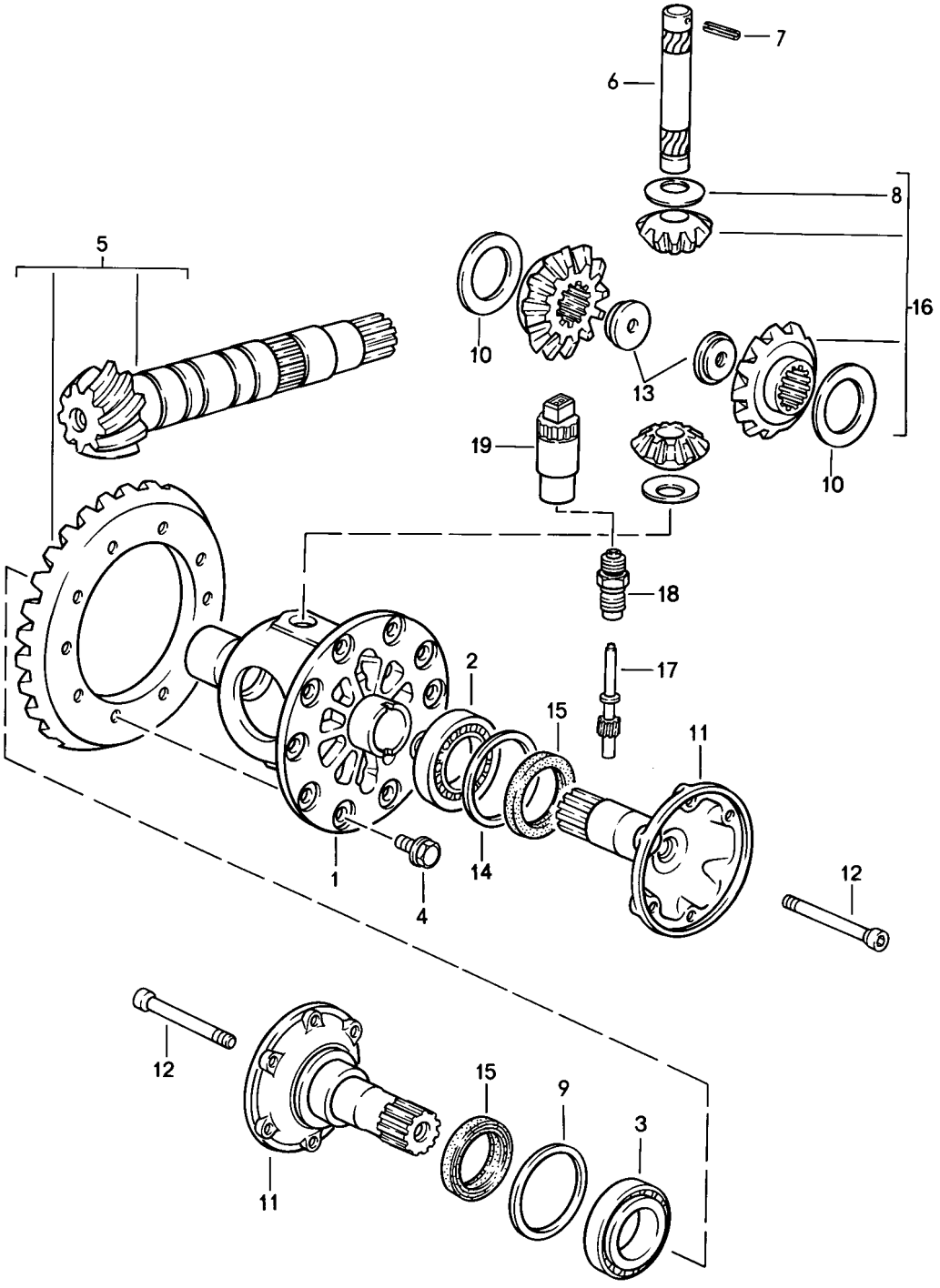
Model: 924 86

Model life 1986&gt;&gt;1988

Pos	Part Number	Description	Remark	Qty	Model
1	016 311 475 G	Transmission control Manual transmission Shift rod Ready for installation		1	
2	016 311 549 A	Shift fork 1st / 2nd gear		1	
3	016 311 561 A	Shift fork 3rd/4th gear		1	
4	N 900 073 01	Tensioning sleeve 6 X 22		4	
5	016 311 567	Gear shift rod 3rd/4th gear		1	
6	016 311 573 B	Reverse lever		1	
7	016 311 575 C	Gear shift rod 5th gear And Reverse gear		1	
8	084 311 589 B	Pan-head screw M 10 X 32		1	
10	084 311 621 D	Bush		4	
11	014 311 641 A	Compression spring		4	
12	900 123 140 30	Sealing ring A 18 X 22		1	
13	005 311 689	Screw plug		1	
14	014 311 629	Detent		2	
15	014 311 635	Intermediate piece		1	
16	088 311 599	Sealing ring		2	
17	088 311 721	Stop screw		2	
18	N 013 336 1	Tensioning sleeve 6 X 26		1	
20	016 311 735 A	Compression spring		1	
21	016 311 717 C	Bush		1	
22	005 311 599	Sealing ring		1	

Model: 924 86

Model life 1986>>1988



Model: 924 86

Model life 1986&gt;&gt;1988

Pos	Part Number	Description	Remark	Qty	Model
		Differential			
		Manual transmission			
1	088 409 121 B	Differential housing		1	
2	016 409 123	Taper roller bearing	/L	1	
3	113 517 185 C	Taper roller bearing	/R	1	
3	113 517 185 B	Taper roller bearing	/R	1	
4	088 409 135 A	Hexagon-head bolt		10	
		M 10 X 18			
5	016 409 143 BF	Ring gear and pinion shaft		1	
		9 : 35			
6	005 409 177	Bolt		1	
7	N 013 319 1	Tensioning sleeve		1	
		5 X 36			
8	016 409 170	Thrust washer		2	
9	113 517 201 A	Adjusting shim	/R	1	
		0,15			
9	113 517 202 A	Adjusting shim	/R	X	
		0,20			
9	113 517 203 A	Adjusting shim	/R	X	
		0,30			
9	113 517 204 A	Adjusting shim	/R	X	
		0,40			
9	113 517 205 A	Adjusting shim	/R	X	
		0,50			
9	113 517 206 A	Adjusting shim	/R	X	
		0,60			
9	02A 409 210 A	Adjusting shim	/R	X	
		0,70			
9	02A 409 210 C	Adjusting shim	/R	X	
		0,80			
9	02A 409 210 E	Adjusting shim	/R	X	
		0,90			
9	02A 409 210 G	Adjusting shim	/R	X	
		1,00			
9	113 517 211 A	Adjusting shim	/R	X	
		1,20			
9	02A 409 210 1	Shim	/R	X	
		1,20			
9	02A 409 210 L	Adjusting shim	/R	X	
		1,20			
10	011 519 215	Thrust washer		2	
		0,50			
10	088 409 249	Thrust washer		X	
		0,60			
10	088 409 249 A	Thrust washer		X	
		0,70			
10	088 409 249 B	Thrust washer		X	
		0,80			
11	088 409 355 C	Flanged shaft		2	
12	088 409 359	Screw		2	
13	016 409 161	Lock nut		2	
14	018 409 381	Shim	/L	1	
		0,15			
14	018 409 383	Shim	/L	X	
		0,20			
14	018 409 385	Shim	/L	X	
		0,25			
14	018 409 387	Shim	/L	X	
		0,50			
14	018 409 385	Shim	/L	X	
		0,50			
14	018 409 389	Shim	/L	X	
		0,80			

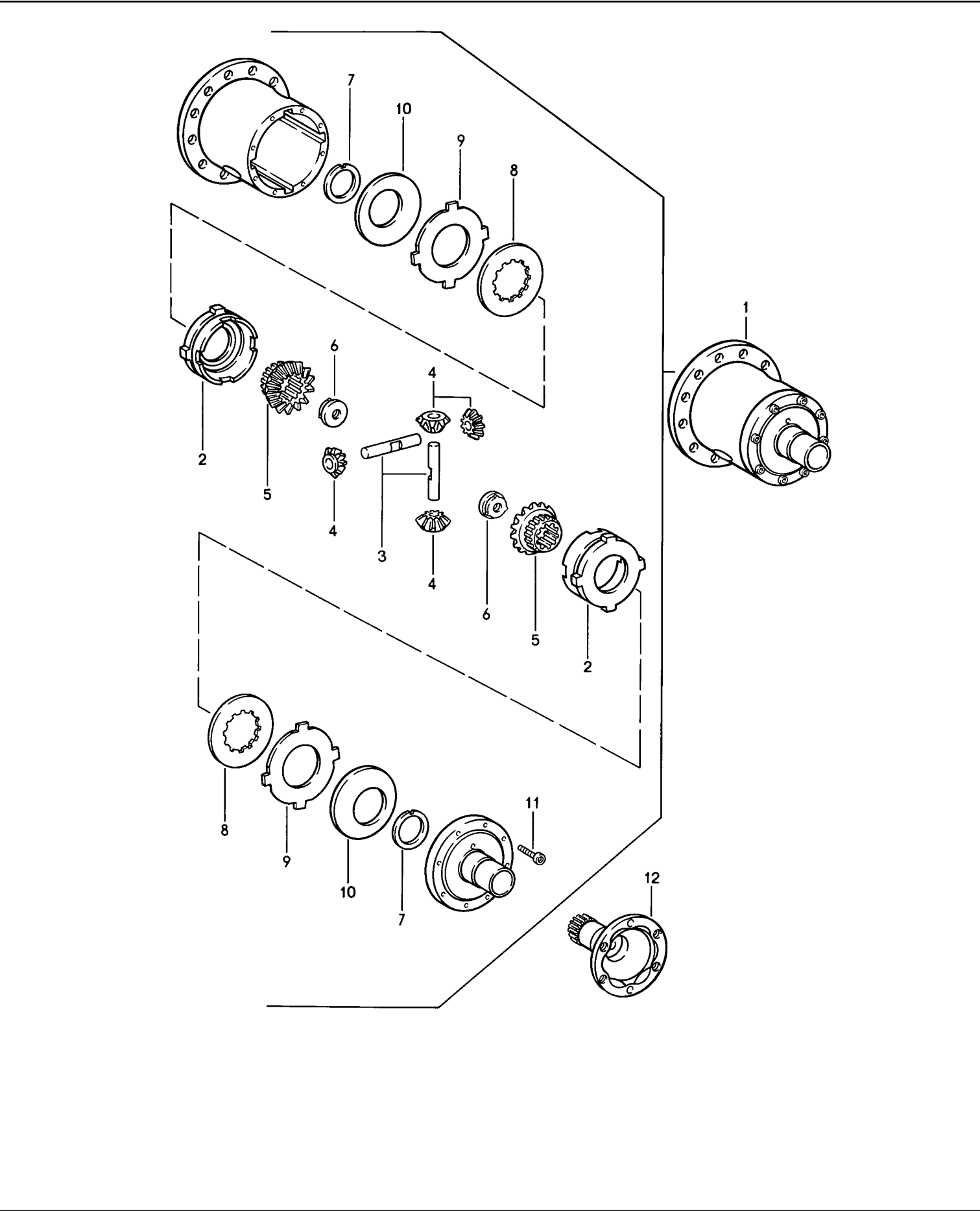
Model: 924 86

Model life 1986&gt;&gt;1988

Pos	Part Number	Description	Remark	Qty	Model
14	018 409 391	Shim 1,00	/L	X	
14	018 409 393	Shim 1,50	/L	X	
15	016 409 399 B	Radial shaft seal		2	
16	951 333 951 00	Differential pinions Differential pinions		1	

Model: 924 86

Model life 1986>>1988





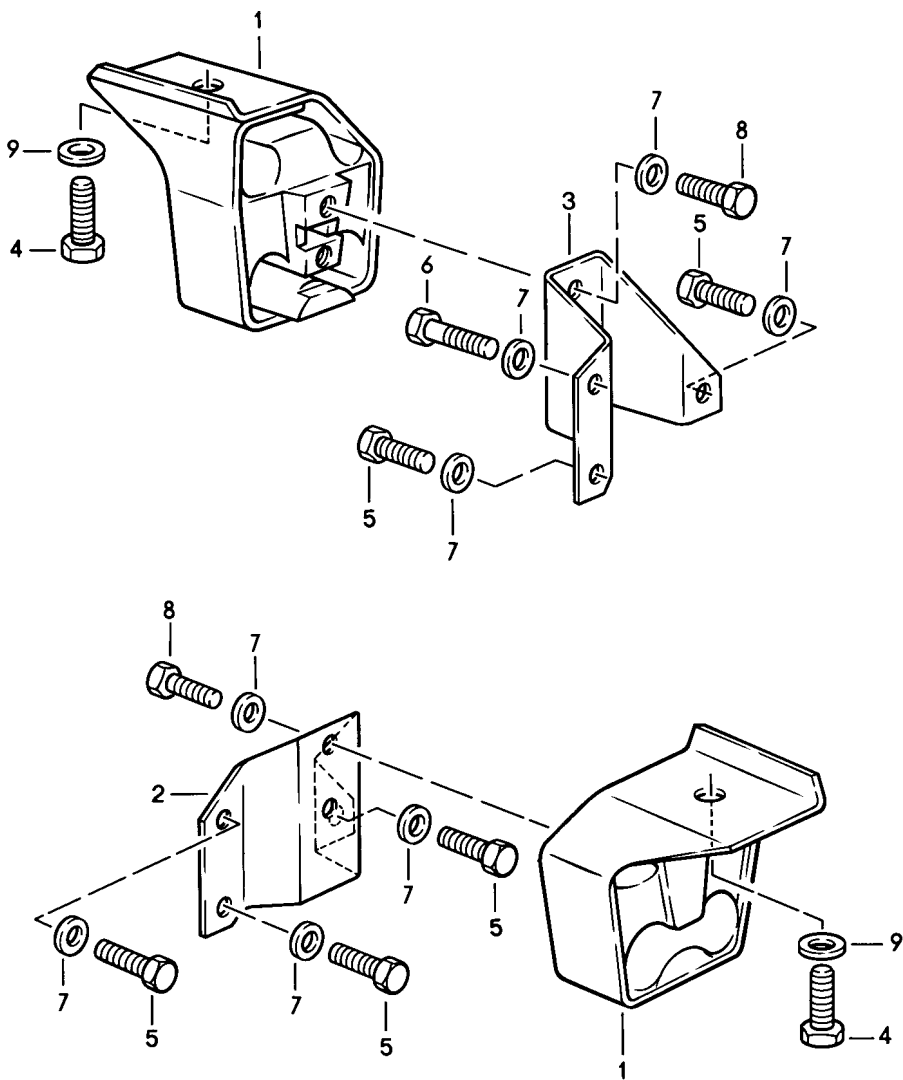
Model: 924 86

Model life 1986&gt;&gt;1988

Pos	Part Number	Description	Remark	Qty	Model
		Limited-slip differential			
1	951 332 053 05	Limited-slip differential		1	
2	951 332 511 00	Thrust ring		2	
3	928 332 541 00	Differential shaft		2	
4	944 332 531 00	Bevel pinion		4	
5	944 332 535 00	Shaft bevel gear		2	
6	016 409 161	Lock nut		2	
7	944 332 561 00	Thrust washer		2	
8	917 332 551 10	Inner disc		2	
9	917 332 552 10	Disc with external splines 1,90		2	
9	917 332 552 11	Disc with external splines 2,00		X	
9	917 332 552 12	Disc with external splines 2,10		X	
10	928 332 555 00	Cup spring 2,00		2	
11	999 119 011 00	Pan-head screw M 8 X 1 X 25		2	
12	088 409 355 C	Flanged shaft		2	

Model: 924 86

Model life 1986>>1988



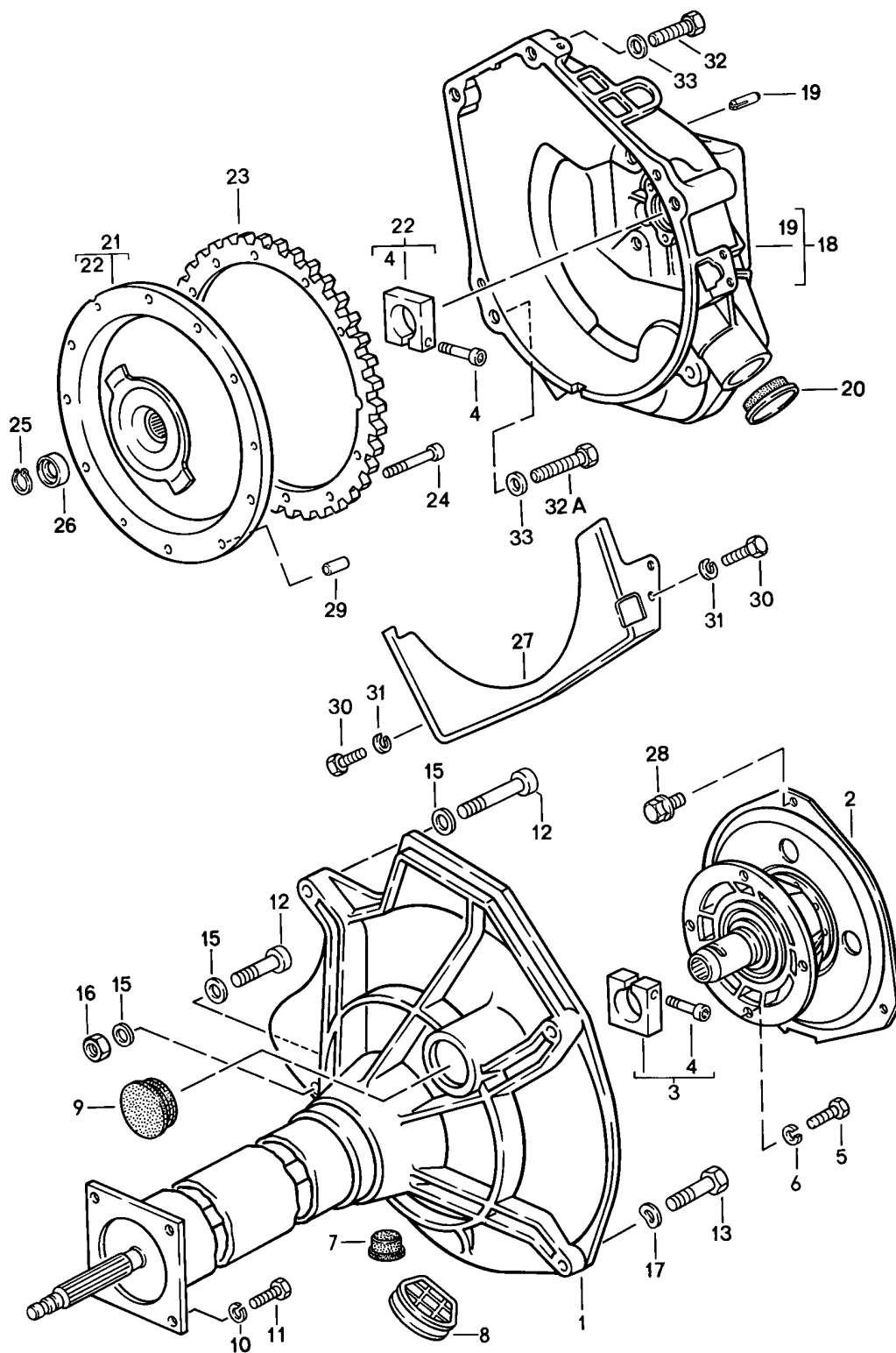
Model: 924 86

Model life 1986&gt;&gt;1988

Pos	Part Number	Description	Remark	Qty	Model
1	944 375 045 00	Transmission suspension Manual transmission Transmission mounting Yellow Hard		2	
2	477 399 167 E	Suspender bracket	/L	1	
3	477 399 168 E	Suspender bracket	/R	1	
4	900 075 111 08	Hexagon-head bolt M 10 X 30		2	
5	N 010 240 7	Hexagon-head bolt M 8 X 20		2	
6	N 010 359 4	Hexagon-head bolt M 8 X 38		2	
7	900 025 007 02	Washer A 8		4	
7	900 025 007 03	Washer A 8		4	
8	900 075 029 09	Hexagon-head bolt M 8 X 25		4	
8	900 075 029 03	Hexagon-head bolt M 8 X 25		4	
9	N 011 527 12	Washer A 10,5		4	
9	900 025 081 01	Washer A 10,5		4	

Model: 924 86

Model life 1986>>1988



Model: 924 86

Model life 1986&gt;&gt;1988

Pos	Part Number	Description	Remark	Qty	Model
		Central tube Automatic transmission			
1	944 421 107 03	Central tube Ready for installation		1	
2	944 421 110 00	Converter mounting		1	
3	922 421 239 02	Clamping piece		1	
4	931 421 240 00	Clamping screw		2	
5	900 075 029 09	Hexagon-head bolt M 8 X 25		4	
5	900 075 029 03	Hexagon-head bolt M 8 X 25		4	
6	N 012 241 11	Spring washer B 8		4	
7	477 521 177	Cap		1	
8	477 521 277 C	Cap		1	
9	477 521 277 A	Cap		1	
10	900 027 016 02	Lock ring B 10		4	
10	900 027 016 03	Lock ring B 10		4	
11	N 010 275 4	Hexagon-head bolt M 10 X 35		4	
12	900 067 268 02	Pan-head screw M 12 X 80		3	
13	N 040 240 2	Hexagon-head bolt M 10 X 50		1	
14	900 028 014 02	Washer B 12		3	
14	900 028 014 03	Washer B 12		3	
15	N 011 531 7	Washer		1	
16	N 011 020 8	Hexagon nut M 12		1	
16	900 034 036 01	Hexagon nut M 12		1	
17	900 025 008 09	Washer		1	
17	900 025 008 04	Washer		1	
18	944 116 043 06	Clutch housing	-87	1	
18		Clutch housing	88	1	
19	N 012 690 1	Grooved pin 10 X 32		3	
20	931 116 177 00	Cap		2	
21	944 116 065 02	Damper		1	
22	922 421 255 00	Clamping piece		1	
23	944 116 239 02	Starter ring		1	
24	N 014 717 2	Pan-head screw M 8 X 40		9	
25	900 273 002 01	Circlip 17 X 1		1	
26	944 116 631 00	Spacer sleeve 1,00		1	
26	944 116 631 01	Spacer sleeve 2,00		X	
26	944 116 631 02	Spacer sleeve 3,00		X	
26	944 116 631 03	Spacer sleeve 4,00		X	
26	944 116 631 04	Spacer sleeve 5,00		X	
26	944 116 631 05	Spacer sleeve 6,00		X	
26	944 116 631 06	Spacer sleeve 7,00		X	

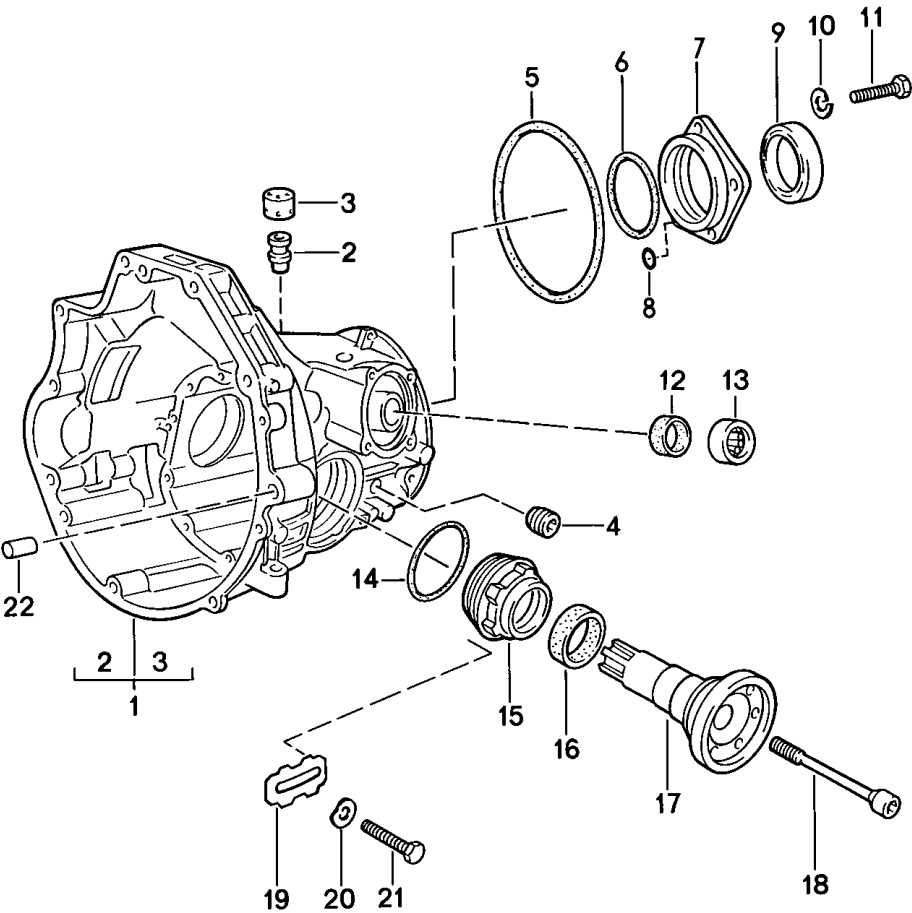
Model: 924 86

Model life 1986&gt;&gt;1988

Pos	Part Number	Description	Remark	Qty	Model
26	944 116 631 07	Spacer sleeve 8,00		X	
26	944 116 631 11	Spacer sleeve 8,00		X	
27	944 116 093 01	Protective plate		1	
28	003 323 699 A	Hexagon-head bolt		3	
28	003 323 699 B	Hexagon-head bolt		3	
29	999 095 019 00	Clamping pin S 10 X 20		2	
30	N 010 254 6	Hexagon-head bolt M 10 X 25		2	
30	N 010 254 F	Hexagon-head bolt M 10 X 25		2	
31	N 012 028 1	Lock ring A 10		2	
32	N 010 142 2	Hexagon-head bolt M 12 X 50		2	
32A	N 010 191 2	Hexagon-head bolt M 12 X 95		2	
32A	900 082 142 01	Hexagon-head bolt M 12 X 95		2	
33	N 011 531 7	Washer A 13		4	

Model: 924 86

Model life 1986>>1988



Model: 924 86

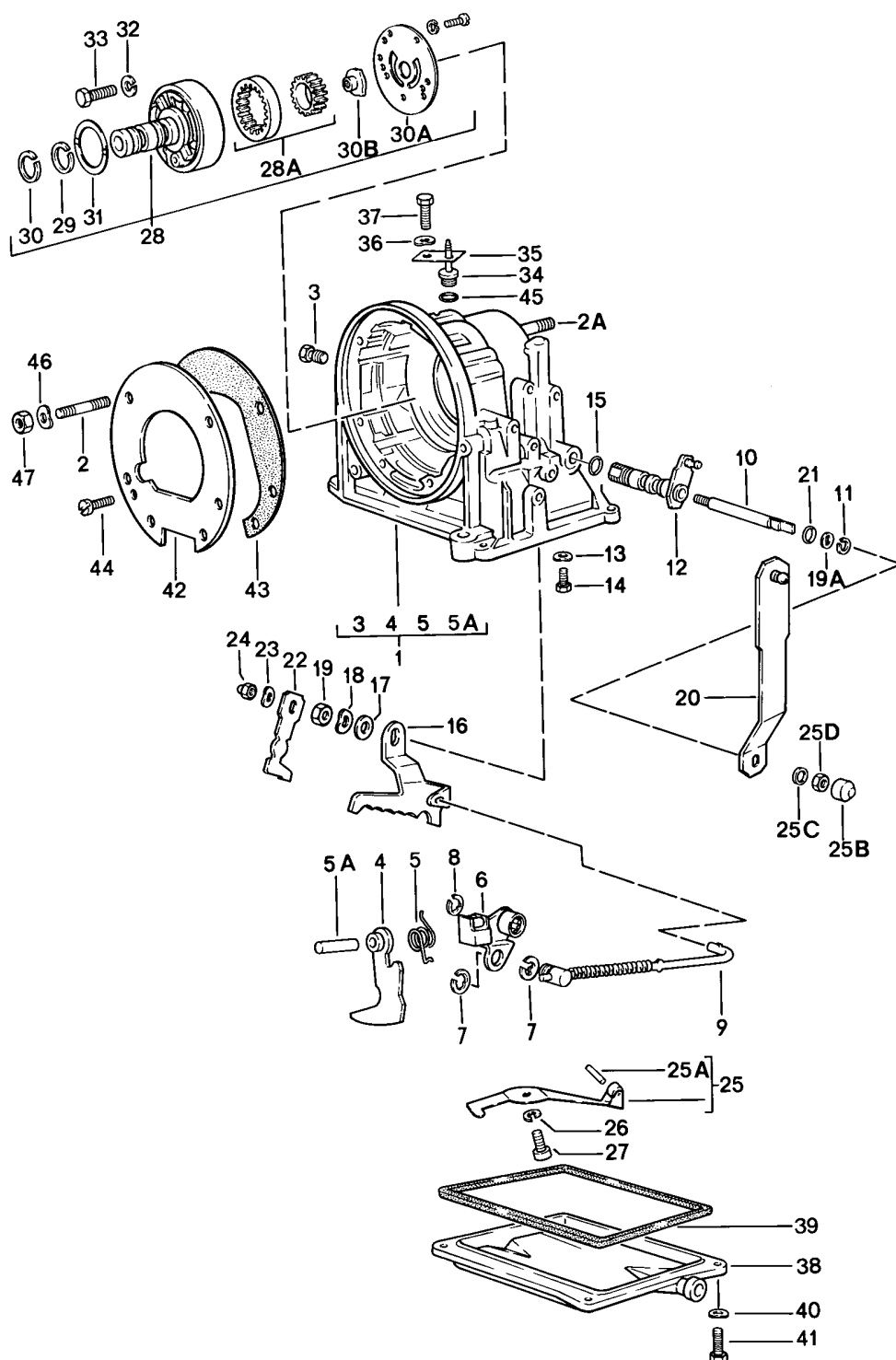
Model life 1986&gt;&gt;1988

Pos	Part Number	Description	Remark	Qty	Model
-	087 300 038 A	Replacement transmission Final-drive housing Automatic transmission Replacement transmission Ready for installation		1	RCB
1	087 409 051 N	Final-drive housing		1	
2	010 409 847	Breather pipe	-87	2	
2		Breather pipe	88	2	
3	087 409 841	Lid	-87	2	
3		Lid	88	2	
4	111 301 127 E	Screw plug M 24 X 1,5		1	
4	WHT 001 937	Screw plug M 24 X 1,5		1	
5	010 409 549 B	Sealing ring		1	
6	087 409 549	Round seal		1	
7	087 409 623 A	Lid		1	
8	089 409 637 A	O-ring		1	
9	087 409 529 B	Radial shaft seal		2	
10	N 012 028 1	Lock ring A 10		5	
11	900 075 111 08	Hexagon-head bolt M 10 X 30		5	
12	087 409 133	Radial shaft seal		1	
12	087 409 133 C	Radial shaft seal		1	
13	082 409 139	Needle-roller bearing		1	
14	011 519 345	Round seal		2	
15	087 409 173	Adjusting ring		2	
16	016 409 399 B	Radial shaft seal		1	
17	087 409 355	Flanged shaft	/L	1	
17	087 409 356	Flanged shaft	/R	1	
18	087 409 359	Screw	/L	1	
18	087 409 360	Screw	/R	1	
19	010 409 257	Tab washer		2	
20	N 012 226 5	Spring washer B 6		2	
21	N 010 215 13	Hexagon-head bolt M 6 X 15		2	
22	019 301 153	Dowel sleeve		2	



Model: 924 86

Model life 1986>>1988



Model: 924 86

Model life 1986&gt;&gt;1988

Pos	Part Number	Description	Remark	Qty	Model
1	010 321 101 G	Transmission case		1	
2	N 900 044 02	Automatic transmission		4	
		Transmission case			
2A	N 014 523 2	Stud		2	
		AM 8A X 56			
3	003 507 133 A	Stud		3	
		AM 10A X 38			
4	010 321 117 B	Screw plug		1	
		M 10 X 1			
5	010 321 121 A	Lever		1	
5A	010 321 123	for		1	
6	010 321 135	Parking lock		1	
		Torsion spring			
7	N 012 436 2	Bolt		2	
7	010 321 140	Engaging lever		1	
		for			
8	N 012 438 1	Parking lock		1	
9	010 321 153 A	Lock washer		1	
		G >>RCB 17 11 5			
9	010 321 153 C	Lock washer		1	
		G RCB 18 11 5>>			
10	010 321 209 C	Lock washer		1	
11	N 023 641 1	Operating rod		1	
		G >>RCB 17 11 5			
12	087 321 171 C	Operating rod		1	
		G RCB 18 11 5>>			
13	N 012 226 5	Shaft		1	
14	N 010 224 1	Circlip		1	
		A 10 X 1			
15	N 028 201 2	Lever		1	
		for cable control			
16	010 321 193 B	Spring washer		1	
17	211 611 179	Spring washer		1	
		B 6			
18	N 012 238 5	Hexagon-head bolt		1	
		M 6 X 3,5			
19	N 011 164 2	O-ring		1	
		14 X 2,5			
19A	010 321 180 B	Locking segment		1	
20	087 321 201 D	Stop washer		1	
		A 16			
21	010 321 182	Spring washer		1	
22	010 321 215 E	B 16		1	
		Hexagon nut			
23	N 012 228 3	M 16 X 1,5		1	
24	N 011 008 8	Support washer		1	
		Lever			
25	010 321 221	for cable control		1	
25A	N 013 325 1	O-ring		1	
		Lever			
25B	010 321 227	for		1	
25C	010 321 229	Kickdown control		1	
25D	N 011 137 1	Spring washer		1	
		B 8			
26	900 027 015 02	Hexagon nut		1	
		M 8			
		Leaf spring		1	
		Tensioning sleeve		1	
		6 X 22			
		Dust boot		1	
		Spacer		1	
		Hexagon nut		1	
		M 10 X 1			
		Lock ring		1	

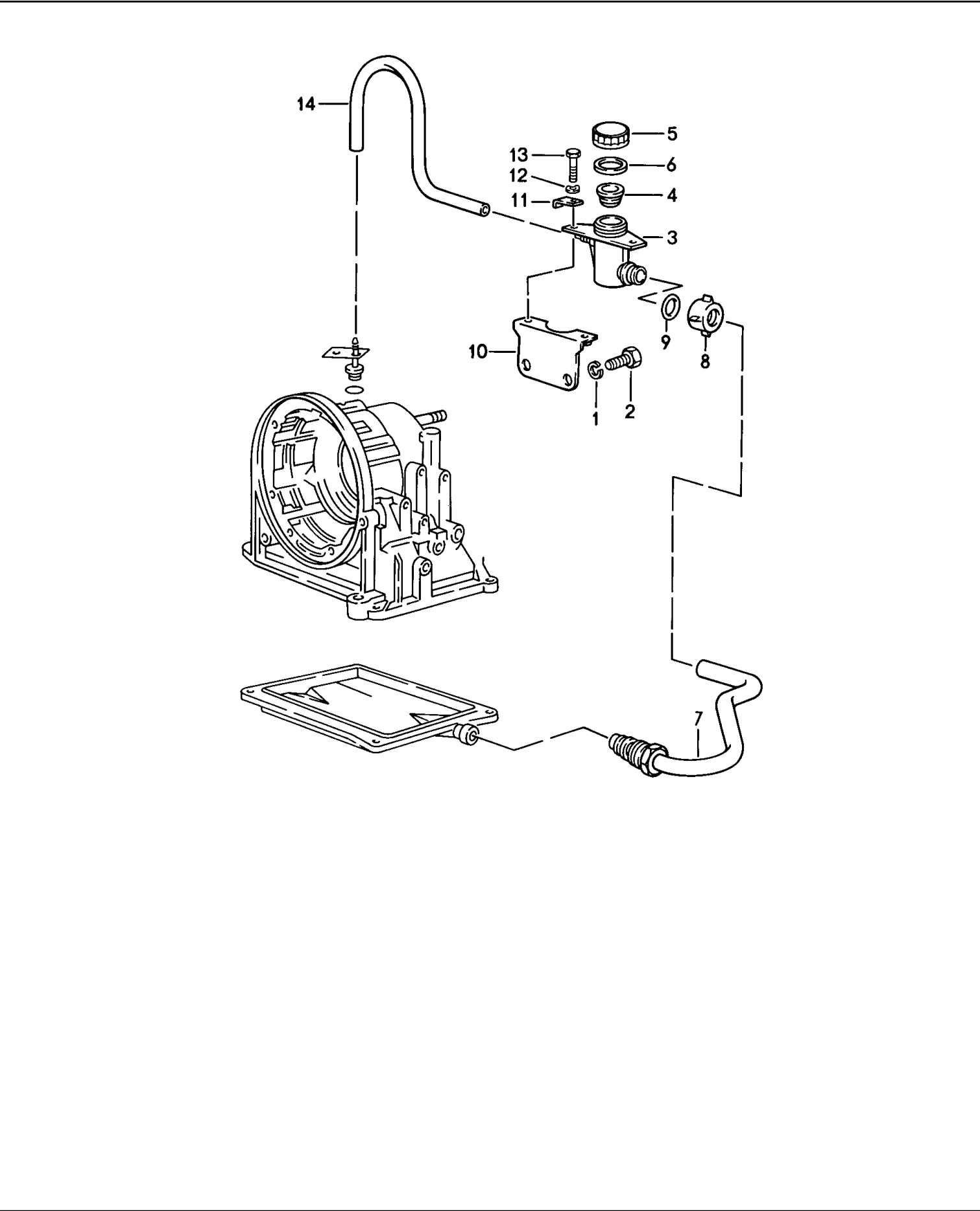
Model: 924 86

Model life 1986&gt;&gt;1988

Pos	Part Number	Description	Remark	Qty	Model
26	900 027 015 03	B 8 Lock ring		1	
27	N 010 239 11	B 8 Hexagon-head bolt		1	
27	N 010 239 30	M 8 X 18 Hexagon-head bolt		1	
28	010 321 241 F	M 8 X 18 Oil pump		1	
28A	003 321 263	Gear set for Oil pump		1	
29	003 321 261	Piston ring		2	
30	010 321 261	Piston ring		2	
30A	010 321 279	Plate		1	
30B	003 321 273	Driver		1	
31	010 323 161 A	Thrust washer		1	
31	PCG 323 161 A	Thrust washer		1	
32	N 012 006 4	Lock ring B 6		5	
33	N 010 347 3	Hexagon-head bolt M 6 X 35		5	
34	477 321 303 A	Lid		1	
35	011 321 307	Clip		1	
36	N 012 226 5	Spring washer B 6		1	
37	999 072 005 09	Hexagon nut M 6 X 12		1	
37	999 072 005 01	Hexagon nut M 6 X 12		1	
38	010 321 359 F	Oil pan		1	
39	010 321 371 B	Gasket		1	
40	N 012 038 1	Lock ring A 8		4	
41	N 010 240 16	Hexagon-head bolt M 8 X 20		4	
42	010 321 383 B	Intermediate plate		1	
43	010 321 385 B	Gasket		2	
44	900 014 004 02	Pan-head screw AM 5 X 15		1	
45	003 321 419	O-ring 24,5		1	
46	N 012 228 3	Spring washer B 8		4	
47	N 011 008 8	Hexagon nut M 8		4	

Model: 924 86

Model life 1986>>1988



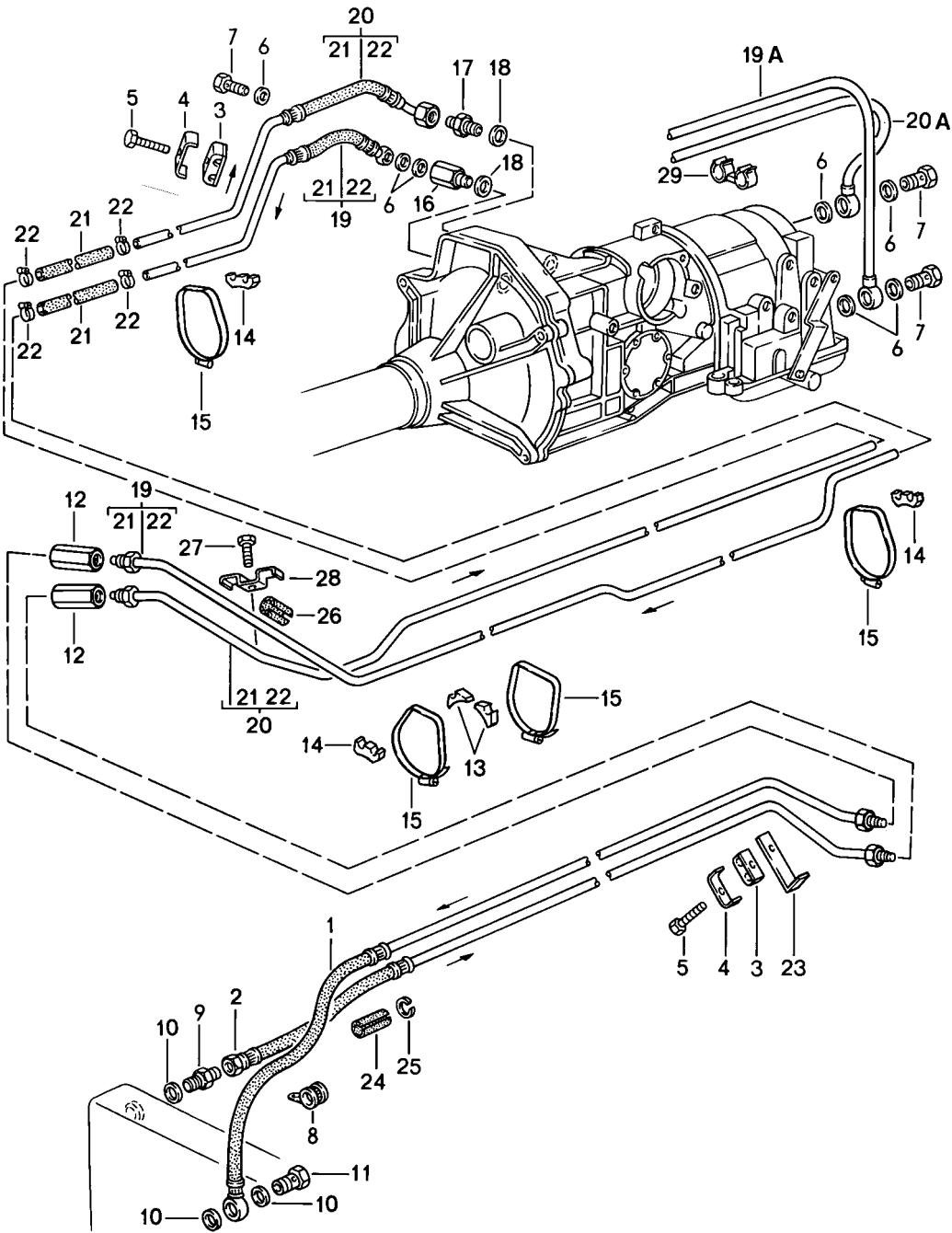
Model: 924 86

Model life 1986&gt;&gt;1988

Pos	Part Number	Description	Remark	Qty	Model
1	N 012 028 1	Oil inlet Automatic transmission Lock ring B 10		2	
2	N 010 253 7	Hexagon-head bolt M 10 X 22		2	
3	477 321 475	Filling container		1	
4	477 321 479 A	Strainer		1	
5	477 321 481	Screw-on cap		1	
6	477 321 483 A	Gasket		1	
7	477 321 405	Filler tube		1	
8	477 321 485	Union nut		1	
9	477 321 487	O-ring 18 X 3		2	
10	477 321 491	Support		1	
11	477 321 494	Packing plate		2	
12	N 012 226 5	Spring washer B 6		2	
13	N 010 215 13	Hexagon-head bolt M 6 X 15		2	
14	477 321 495	Hose 340 MM		1	

Model: 924 86

Model life 1986>>1988



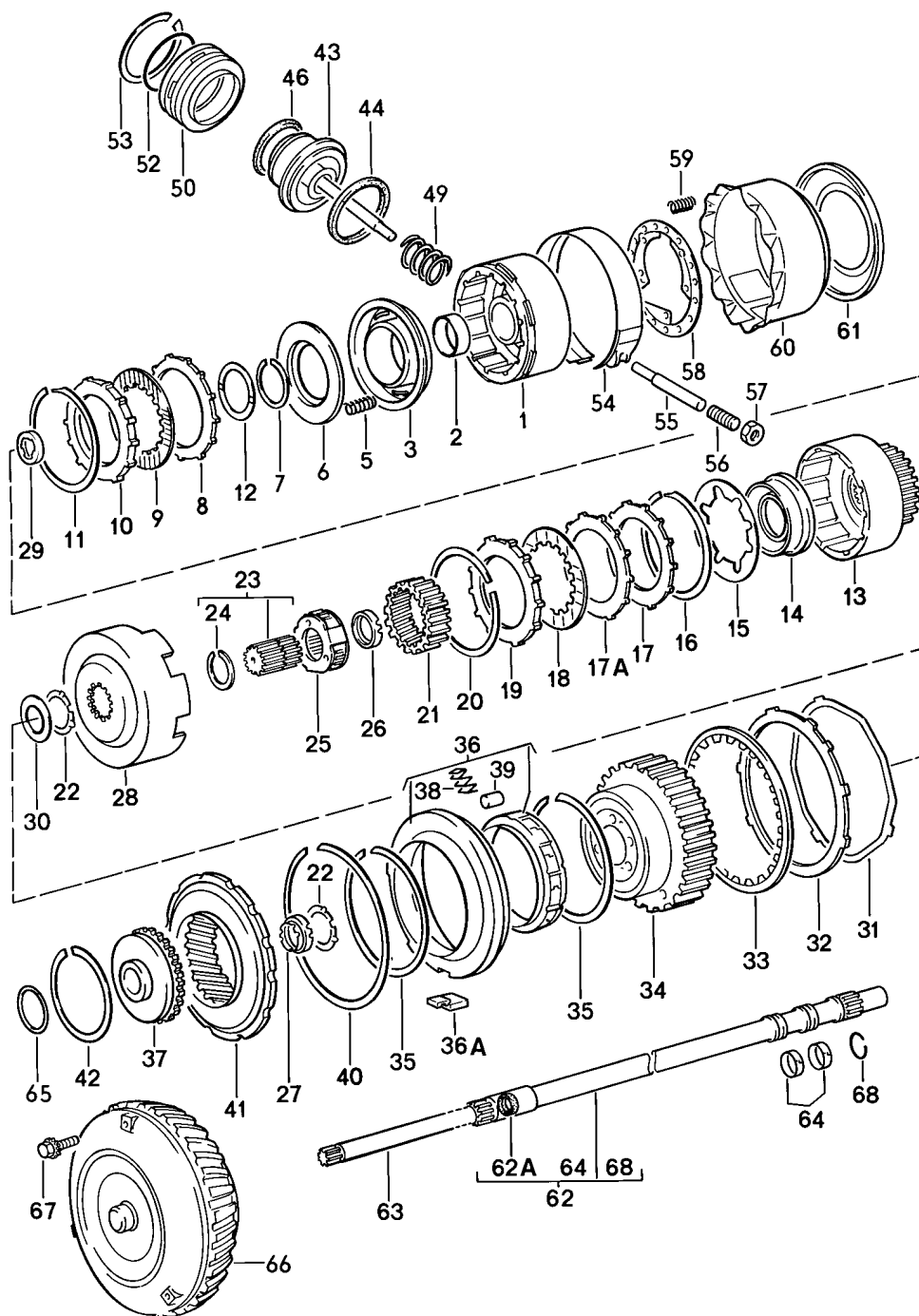
Model: 924 86

Model life 1986&gt;&gt;1988

Pos	Part Number	Description	Remark	Qty	Model
		Oil cooling			
		Automatic transmission			
1	944 307 010 02	Pressure line		1	
2	944 307 011 01	Return line		1	
3	999 511 121 40	Clip		3	
4	928 347 455 00	Shim		3	
5	N 010 220 3	Hexagon-head bolt		3	
		M 6 X 30			
6	900 123 043 30	Sealing ring		3	
		A 12 X 15,5			
7	999 134 018 02	Banjo bolt		1	
		A 6			
8	999 511 118 02	Pipe clamp		1	
		B 15			
8	999 511 118 01	Pipe clamp		1	
		B 15			
9	N 900 450 01	Connection piece		1	
		ALL 10			
10	900 123 007 30	Sealing ring		3	
		A 14 X 18			
11	900 134 007 02	Banjo bolt		1	
		A 8			
11	900 134 007 01	Banjo bolt		1	
		A 8			
11	PCG 134 007 01	Banjo bolt		1	
		A 8			
12	477 209 169	Connecting piece		2	
13	477 723 567	Support		2	
14	944 307 190 00	Support		3	
15	999 512 350 02	Hose clamp		4	
		LA 80 - 100			
16	087 409 057	Union		1	
17	087 409 057 B	Union		1	
18	010 409 563 A	O-ring		2	
		A 16 X 2,5			
19	944 307 004 03	Pressure line		1	
20	944 307 005 02	Return line		1	
20	944 307 005 06	Return line		1	
21	999 181 532 50	Connecting hose		2	
22	999 512 554 00	Hose clamp		4	
		LB 12 - 22			
23	944 107 237 00	Support		2	
24	922 307 121 00	Hose piece		2	
25	900 906 024 00	Circlip		2	
26	431 609 781	Protective tube		2	
27	N 010 215 13	Hexagon-head bolt		1	
		M 6 X 15			
28	999 511 140 02	Pipe clamp		1	
29	999 591 780 40	Hose holder		2	

Model: 924 86

Model life 1986>>1988





Model: 924 86

Model life 1986&gt;&gt;1988

Pos	Part Number	Description	Remark	Qty	Model
		Transmission control			
		Automatic transmission			
1	087 323 109	Clutch drum		1	
2	010 323 115	Bearing sleeve		1	
3	010 323 121 B	Piston		1	
5	010 323 129 A	Compression spring		24	
6	010 323 131 A	Concave washer		1	
7	003 323 135 A	Circlip		1	
		55			
8	087 323 139	Disc with external splines		4	
9	087 323 141 A	Disc with external splines		4	
10	087 323 153	Pressure plate		1	
11	087 323 157 B	Circlip		1	
		2,03			
11	087 323 157	Circlip		X	
		1,50			
11	087 323 157 A	Circlip		X	
		1,70			
11	087 323 157 C	Circlip		X	
		2,30			
11	087 323 157 D	Circlip		X	
		2,50			
12	010 323 161 A	Thrust washer		1	
12	PCG 323 161 A	Thrust washer		1	
13	087 323 209	Clutch bell-housing		1	
14	010 323 217 A	Piston		1	
15	010 323 229 D	Cup spring		1	
		Forward clutch			
16	010 323 157	Circlip		1	
		2,03			
17	010 323 237 A	Pressure plate		1	
17A	010 323 139	Disc with external splines		4	
		Forward clutch			
18	010 323 241 B	Inner disc		5	
18		Inner disc		5	
19	010 323 253 G	Pressure plate		1	
		2,30			
19	010 323 253 H	Pressure plate		X	
		2,70			
19	010 323 253 J	Pressure plate		X	
		3,10			
19	010 323 253 K	Pressure plate		X	
		3,50			
19	010 323 253 L	Pressure plate		X	
		3,90			
20	010 323 159 B	Lock ring		1	
21	010 323 273 C	Ring gear		1	
22	010 323 291 A	Thrust washer		1	
23	010 323 285 F	Sun gear		1	
24	N 042 465 1	Circlip		1	
25	010 323 303 F	Planet-gear carrier		1	
26	010 323 340 D	Needle-roller bearing		1	
27	010 323 339 D	Needle-roller bearing		1	
28	087 323 281	Driving shell		1	
29	010 321 157 A	Needle-roller bearing		1	
30	010 323 293 C	Thrust washer		1	
32	010 323 227 A	Disc with external splines		4	
33	010 323 231 C	Inner disc		4	
33		Inner disc		4	
34	010 323 805 F	Planet-gear carrier		1	
35	010 323 651	Circlip		2	
36	010 323 383 C	Free wheel lock		1	
		1st gear			

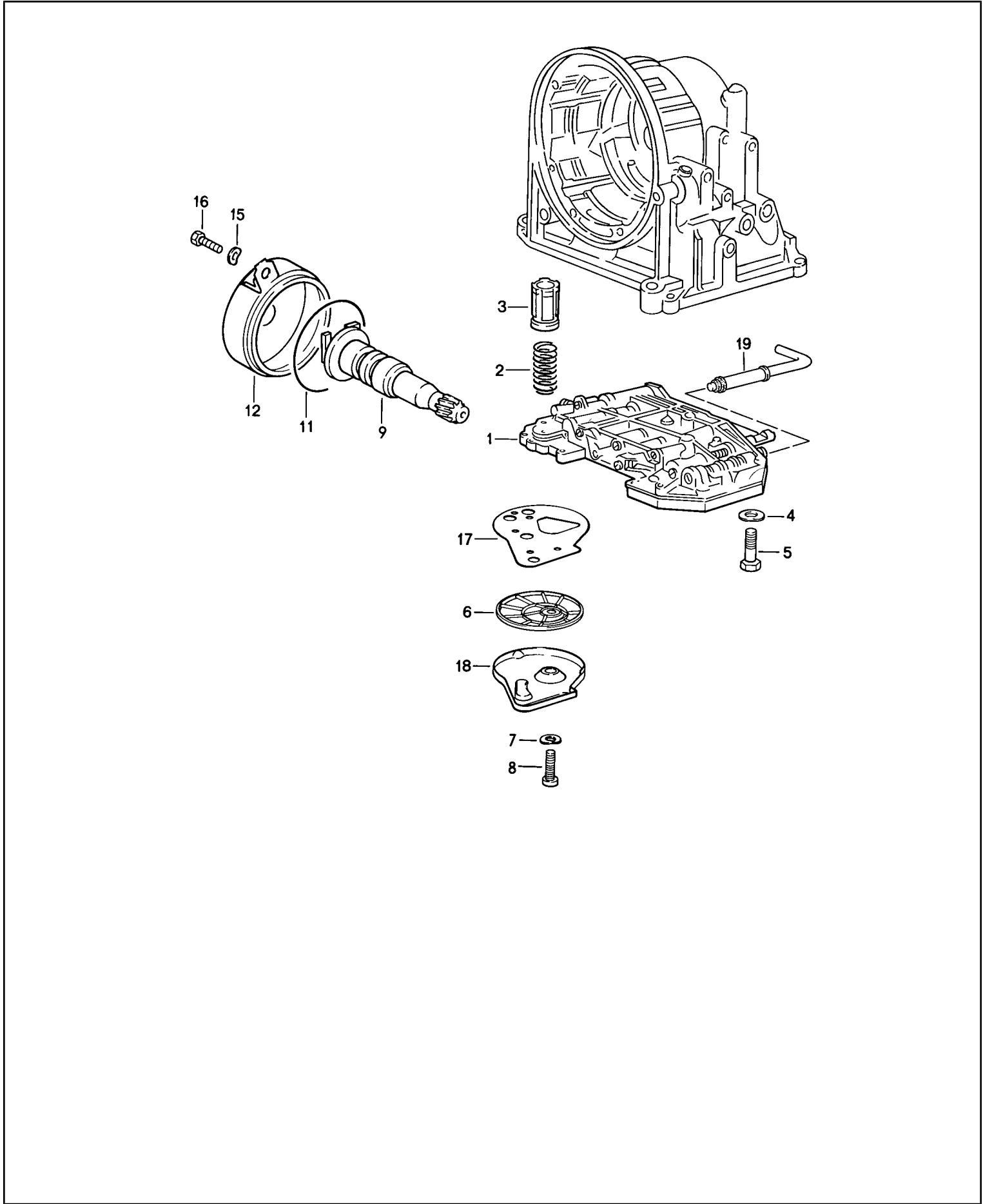
Model: 924 86

Model life 1986&gt;&gt;1988

Pos	Part Number	Description	Remark	Qty	Model
36A	010 323 389 E	Feather key		1	
37	087 323 373	Hub		1	
38	010 323 643	Compression spring		10	
39	N 026 360 1	Roller		10	
40	010 323 653 A	Circlip		1	
41	090 323 363 B	Ring gear		1	
42	010 323 369 A	Circlip		1	
43	087 323 512 A	Piston		1	
44	003 323 525 A	Sealing ring		1	
46	010 323 487 C	Sealing ring		1	
49	010 323 505 A	Compression spring		1	
50	087 323 529	Lid		1	
52	010 323 533	Round seal		3	
53	010 323 537 A	Circlip		1	
54	010 323 461 A	Brake band		1	
55	087 323 543	Bolt		1	
56	010 323 455 A	Adjusting screw		1	
57	N 011 162 9	Hexagon nut M 12 X 1,5		1	
58	010 323 497 C	Supporting plate		1	
59	010 323 489 B	Compression spring		20	
60	010 323 493 G	Pipe		1	
61	010 323 477	Piston		1	
62	087 323 553 A	Turbine shaft		1	
62A	087 323 559	Sealing ring		1	
63	010 323 561 A	Oil pump shaft		1	
64	010 323 557 A	Piston ring		2	
65	010 323 345 C	Adjusting shim 0,40		1	
65	010 323 346 C	Adjusting shim 1,20		X	
66	082 323 571	Converter		1	RCB
67	003 323 699 A	Hexagon-head bolt		3	
67	003 323 699 B	Hexagon-head bolt		3	
68	010 323 558	Wire ring		1	

Model: 924 86

Model life 1986>>1988



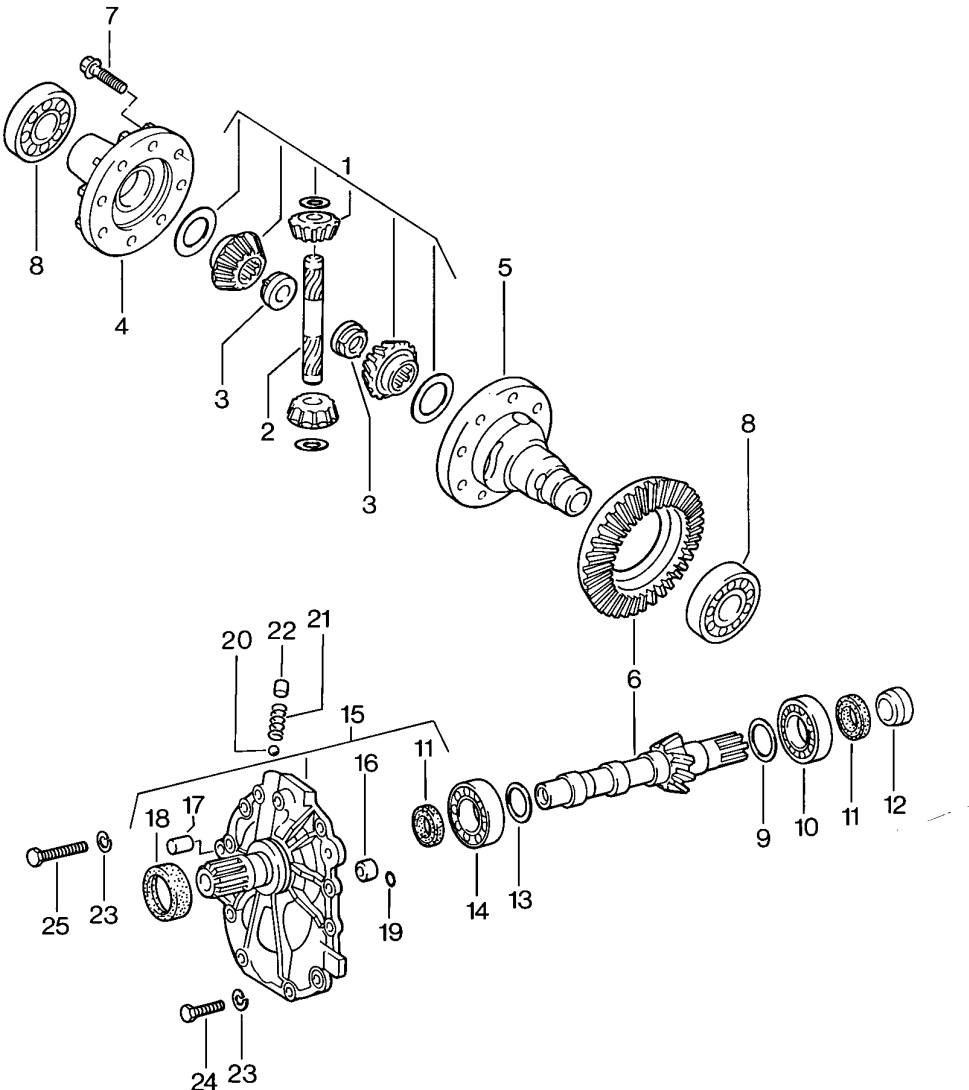
Model: 924 86

Model life 1986&gt;&gt;1988

Pos	Part Number	Description	Remark	Qty	Model
		Slide-valve gearbox			
		Oil strainer			
		Regulator			
		Automatic transmission			
1	087 325 037 C	Slide-valve gearbox		1	RCD
1	087 325 037 J	Slide-valve gearbox		1	RCB
2	003 325 417	Compression spring		1	
3	003 325 405 F	Piston		1	
4	N 012 226 5	Spring washer		11	
		B 6			
5	N 010 346 5	Hexagon-head bolt		11	
		M 6 X 30			
6	010 325 421 A	Oil strainer		1	
		B 5			
8	900 014 004 02	Pan-head screw		2	
		AM 5 X 15			
9	087 325 041 B	Regulator		1	
11	011 519 345	Round seal		1	
12	089 325 371 A	Lid		1	
15	N 012 228 3	Spring washer		2	
		B 8			
16	N 010 240 16	Hexagon-head bolt		2	
		8 X 20			
17	010 325 443	Gasket		1	
18	010 325 429 A	Lid		1	
19	010 325 277	Manual valve		1	

Model: 924 86

Model life 1986>>1988



Model: 924 86

Model life 1986&gt;&gt;1988

Pos	Part Number	Description	Remark	Qty	Model
1	951 333 951 00	Differential Automatic transmission Differential pinions Differential pinions		1	RCB
2	005 409 177	Bolt		1	
3	016 409 161	Lock nut		2	
4	087 409 365	Lid		1	
5	087 409 121	Differential housing		1	
6	087 409 143 J	Ring gear and pinion shaft 11:38		1	
7	087 409 135 A	Hexagon-head bolt M 10 X 1 X 24		10	
8	113 517 185 C	Taper roller bearing		2	
8	113 517 185 B	Taper roller bearing		2	
9	087 409 641 D	Adjusting shim 1,10		1	
9	087 409 641 E	Adjusting shim 1,125		X	
9	087 409 641 F	Adjusting shim 1,15		X	
9	087 409 641 G	Adjusting shim 1,175		X	
9	087 409 641 H	Adjusting shim 1,20		X	
9	087 409 641 J	Adjusting shim 1,225		X	
9	087 409 641 K	Adjusting shim 1,25		X	
9	087 409 641 L	Adjusting shim 1,275		X	
9	087 409 641 M	Adjusting shim 1,30		X	
9	087 409 641 N	Adjusting shim 1,325		X	
9	087 409 641 P	Adjusting shim 1,35		X	
9	087 409 641 Q	Adjusting shim 1,375		X	
9	087 409 641 R	Adjusting shim 1,40		X	
9	087 409 641 S	Adjusting shim 1,425		X	
9	087 409 641 T	Adjusting shim 1,45		X	
9	087 409 641 AA	Adjusting shim 1,475		X	
9	087 409 641 AB	Adjusting shim 1,50		X	
9	087 409 641 AC	Adjusting shim 1,525		X	
9	087 409 641 AD	Adjusting shim 1,55		X	
9	087 409 641 AE	Adjusting shim 1,575		X	
9	087 409 641 AF	Adjusting shim 1,60		X	
9	087 409 641 AG	Adjusting shim 1,625		X	
9	087 409 641 AH	Adjusting shim 1,65		X	
9	087 409 641 AJ	Adjusting shim 1,675		X	
9	087 409 641 AK	Adjusting shim		X	

Model: 924 86

Model life 1986&gt;&gt;1988

Pos	Part Number	Description	Remark	Qty	Model
9	087 409 641 AL	1,70 Adjusting shim		X	
9	087 409 641 AM	1,725 Adjusting shim		X	
9	087 409 641 AN	1,75 Adjusting shim		X	
9	087 409 641 AP	1,775 Adjusting shim		X	
9	087 409 641 AQ	1,80 Adjusting shim		X	
9	087 409 641 AR	1,825 Adjusting shim		X	
9	087 409 641 AS	1,85 Adjusting shim		X	
9	087 409 641 AT	1,875 Adjusting shim		X	
10	087 409 551 C	1,90 Taper roller bearing		1	
11	087 409 085 B	Radial shaft seal		2	
12	087 409 639 A	Bush		1	
13	082 519 141 AE	Adjusting shim		1	
13	082 519 141 AF	1,10 Adjusting shim		X	
13	082 519 141 AG	1,125 Adjusting shim		X	
13	082 519 141 AH	1,15 Adjusting shim		X	
13	082 519 141 AJ	1,175 Adjusting shim		X	
13	082 519 141 AK	1,20 Adjusting shim		X	
13	082 519 141 AL	Adjusting shim		X	
13	082 519 141 AM	1,225 Adjusting shim		X	
13	082 519 141 AN	1,25 Adjusting shim		X	
13	082 519 141 AP	1,275 Adjusting shim		X	
13	082 519 141 AQ	1,30 Adjusting shim		X	
13	082 519 141 AR	1,325 Adjusting shim		X	
13	082 519 141 AS	1,35 Adjusting shim		X	
13	082 519 141 AT	1,375 Adjusting shim		X	
13	082 519 141 BA	1,40 Adjusting shim		X	
13	082 519 141 BB	1,425 Adjusting shim		X	
13	082 519 141 BC	1,45 Adjusting shim		X	
13	082 519 141 BD	1,475 Adjusting shim		X	
13	082 519 141 BE	1,50 Adjusting shim		X	
13	082 519 141 BF	1,525 Adjusting shim		X	
13	082 519 141 BG	1,55 Adjusting shim		X	
13	082 519 141 BH	1,575 Adjusting shim		X	
13	082 519 141 BH	1,60 Adjusting shim		X	

Model: 924 86

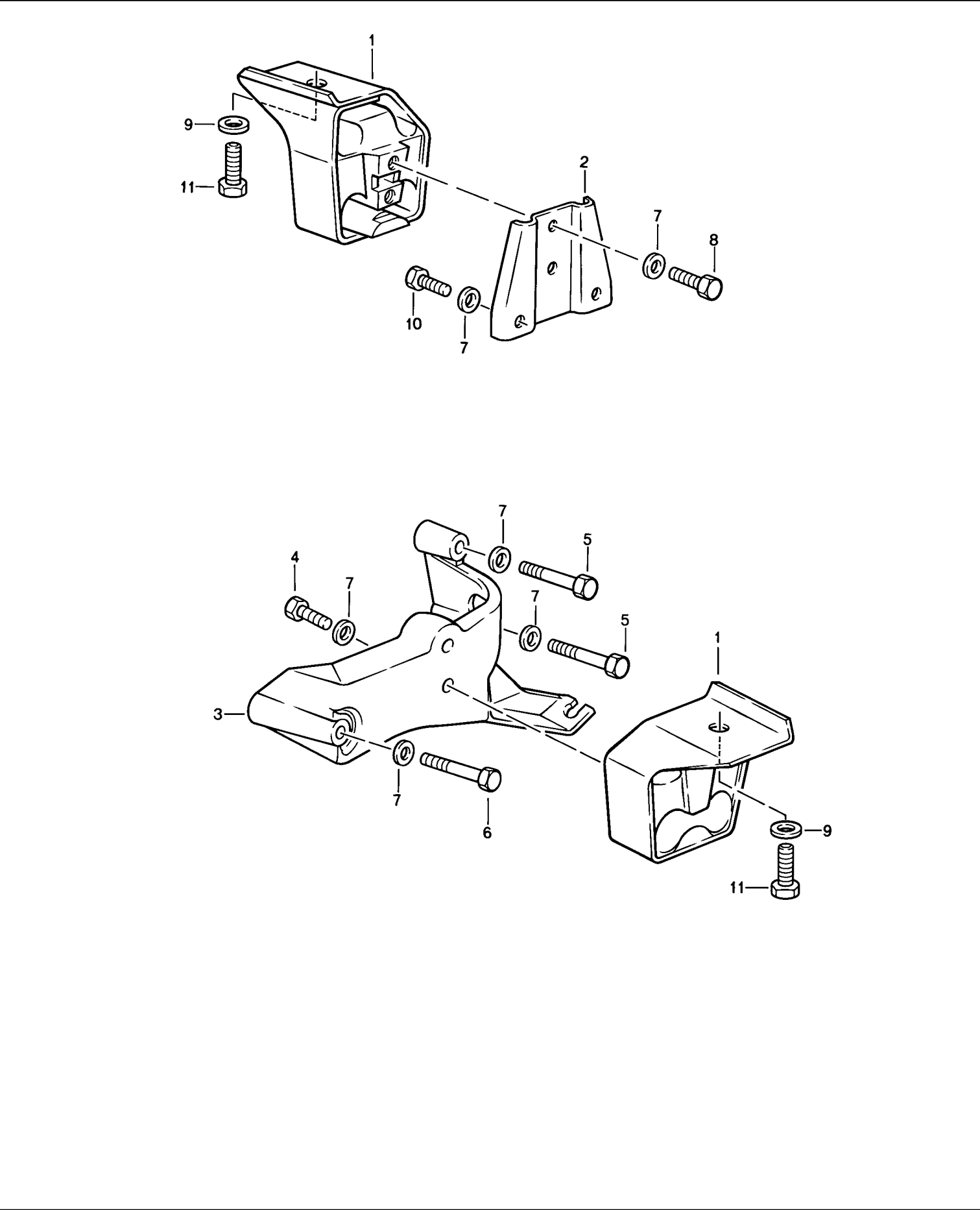
Model life 1986&gt;&gt;1988

Pos	Part Number	Description	Remark	Qty	Model
13	082 519 141 BJ	1,625 Adjusting shim		X	
13	082 519 141 BK	1,65 Adjusting shim		X	
13	082 519 141 BL	1,675 Adjusting shim		X	
13	082 519 141 BM	1,70 Adjusting shim		X	
13	082 519 141 BN	1,725 Adjusting shim		X	
13	082 519 141 BP	1,75 Adjusting shim		X	
13	082 519 141 BQ	1,775 Adjusting shim		X	
13	082 519 141 BR	1,80 Adjusting shim		X	
13	082 519 141 BS	1,825 Adjusting shim		X	
13	082 519 141 BT	1,85 Adjusting shim		X	
13	082 519 141 CA	1,875 Adjusting shim		X	
14	003 519 251	1,90 Taper roller bearing		1	
15	087 409 524 C	Lid		1	
16	019 301 153	Dowel sleeve		1	
17	N 022 301 1	Straight pin		1	
18	010 409 568	A 10 X 20 Radial shaft seal		1	
19	089 409 637 A	O-ring		2	
20	N 025 657 1	6 X 2 Ball		1	
21	089 409 713	Compression spring		1	
22	087 409 095	Lid		2	
23	900 027 015 02	Lock ring		11	
23	900 027 015 03	A 8 Lock ring		11	
24	N 010 233 6	A 8 Hexagon-head bolt		9	
24	900 075 136 03	M 8 X 28 Hexagon-head bolt		9	
25	N 040 276 1	M 8 X 28 Hexagon-head bolt		2	
		M 8 X 52			



Model: 924 86

Model life 1986>>1988



Model: 924 86

Model life 1986&gt;&gt;1988

Pos	Part Number	Description	Remark	Qty	Model
		Transmission suspension for Automatic transmission Transmission mounting		2	
1	944 375 045 00				
2	477 399 169 C	Suspension plate	/R	1	
3	477 399 171 E	Suspender bracket	/L	1	
4	N 010 244 11	Hexagon-head bolt M 8 X 30		2	
4	N 010 244 25	Hexagon-head bolt M 8 X 30		2	
5	N 040 262 2	Hexagon-head bolt M 8 X 50		2	
6	N 010 385 3	Hexagon-head bolt M 8 X 85		1	
7	900 025 007 02	Washer		7	
7	900 025 007 03	Washer		7	
8	900 075 029 09	Hexagon-head bolt M 8 X 25		1	
8	900 075 029 03	Hexagon-head bolt M 8 X 25		1	
9	900 025 008 09	Washer		2	
9	900 025 008 04	Washer		2	
10	N 010 240 7	Hexagon-head bolt M 8 X 20		2	
11	N 010 254 6	Hexagon-head bolt M 10 X 25		2	
11	N 010 254 F	Hexagon-head bolt M 10 X 25		2	

PORSCHE		Illustration: 398-00		PORSCHE	
Model: 924 86		Model life 1986>>1988			

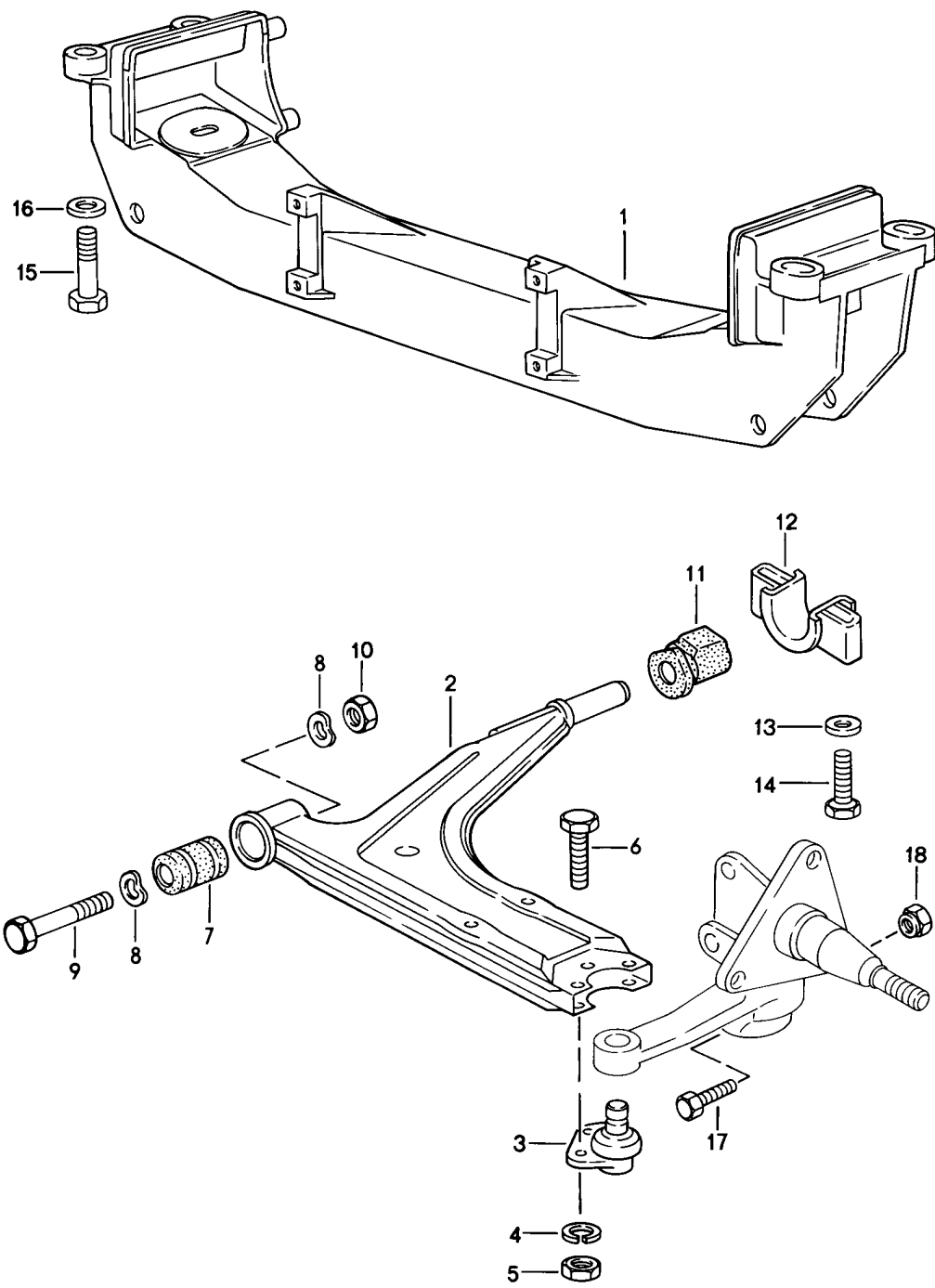
Model: 924 86

Model life 1986&gt;&gt;1988

Pos	Part Number	Description	Remark	Qty	Model
>>	477 300 912 B	Repair kits Gasket set for Manual transmission Comprising:		1	
-	928 303 120 01	Shaft sealing ring		1	
-	016 409 399 B	Radial shaft seal		2	
-	016 301 235 C	Gasket		1	
-	088 311 599	Sealing ring		2	
-	016 311 113 C	Radial shaft seal		1	
-	016 301 455 A	Gasket		1	
-	005 311 599	Sealing ring		1	
>>	477 398 001	Gasket set for Automatic transmission Comprising:		1	
-	010 321 182	O-ring		1	
-	010 321 371 B	Gasket		1	
-	010 321 385 B	Gasket		1	
-	003 321 419	O-ring		2	
-	010 323 487 C	Sealing ring		1	
-	003 323 525 A	Sealing ring		1	
-	010 323 533	Round seal		3	
-	087 409 085 B	Radial shaft seal		2	
-	087 409 133 C	Radial shaft seal		1	
-	016 409 399 B	Radial shaft seal		2	
-	087 409 529 B	Radial shaft seal		2	
-	010 409 549 B	Sealing ring		1	
-	087 409 549	Round seal		1	
-	010 409 568	Radial shaft seal		1	
-	089 409 637 A	O-ring		1	
-	011 519 345	Round seal		3	
-	N 028 201 2	O-ring		1	
>>	951 333 951 00	Differential pinions Differential pinions Use also: 088.409.249.A 088.409.249.B		1	
-	000 043 106 00	Installation set for subsequent installation Atf cooler Comprising:		1	M249
-	944 307 313 00	Connection piece		1	
-	900 123 007 30	Sealing ring		1	
-	944 307 311 00	Double hollow screw		1	
-	000 043 106 01	Installation instructions		1	
-	928 606 217 00	Temperature switch		1	
-	944 116 911 00	Repair kit for Clutch Comprising: Pressure plate Clutch plate Clutch release bearing		1	
-	944 116 911 01	Repair kit for Clutch Comprising: Pressure plate Clutch plate Clutch release bearing		1	

Model: 924 86

Model life 1986>>1988



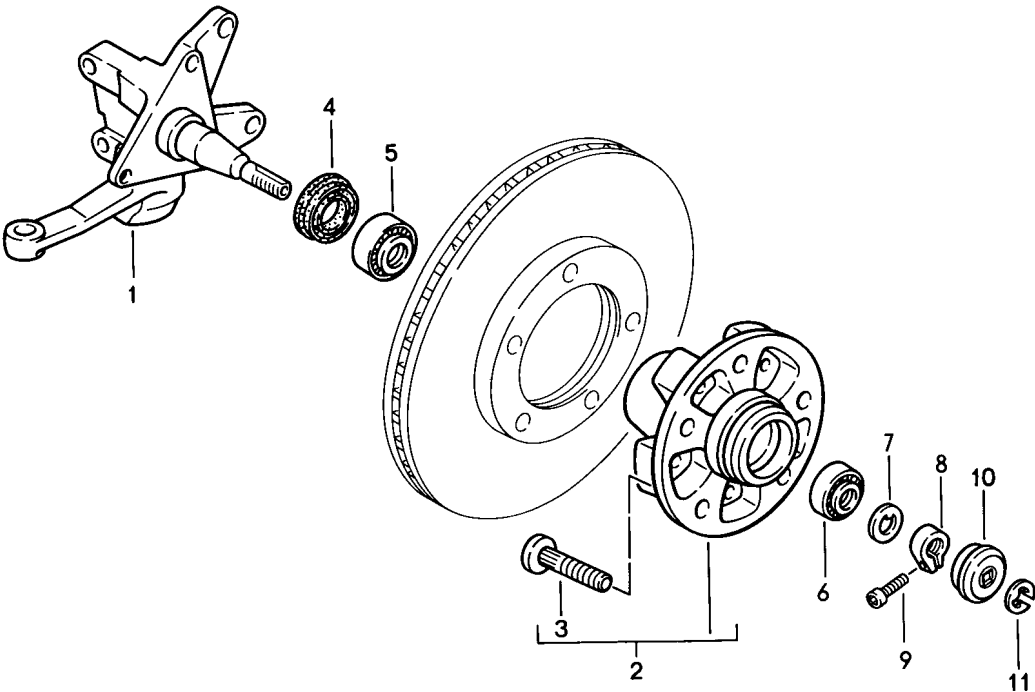
Model: 924 86

Model life 1986&gt;&gt;1988

Pos	Part Number	Description	Remark	Qty	Model
		Wishbone			
		Cross member			
1	944 341 103 06	Cross member	/LL	1	
2	171 407 153 D	Wishbone		2	
2	171 407 153 E	Wishbone		2	
3	171 407 365 G	Ball joint		2	
		17 MM \$			
4	N 042 001 1	Lock ring		6	
		A 7			
5	N 011 007 7	Hexagon nut		6	
		M 7			
6	N 040 204 3	Hexagon-head bolt		6	
		M 7 X 20			
7	171 407 182 D	Rubber mounting		2	
8	900 028 014 02	Washer		4	
		B 12			
8	900 028 014 03	Washer		4	
		B 12			
9	N 010 190 4	Hexagon-head bolt		2	
		M 12 X 1,5 X 90			
10	N 021 131 1	Lock nut		2	
		M 12 X 1,5			
11	477 407 181 A	Rubber mounting		2	
11	477 407 181 B	Rubber mounting		2	
12	477 407 169	Clip		2	
13	477 407 425	Washer		4	
14	N 040 321 1	Hexagon-head bolt		4	
		M 10 X 65			
15	N 010 183 1	Hexagon-head bolt		4	
		M 12 X 1,5 X 75			
16	999 025 074 02	Washer		4	
		10,5			
16	999 025 074 01	Washer		4	
		10,5			
17	N 010 445 6	Hexagon-head bolt		2	
		M 10 X 45			
17	900 074 372 02	Hexagon-head bolt		2	
		M 10 X 45			
18	N 021 130 2	Lock nut		2	
		M 10			
18	N 022 149 2	Lock nut		2	
		M 10			

Model: 924 86

Model life 1986>>1988



Model: 924 86

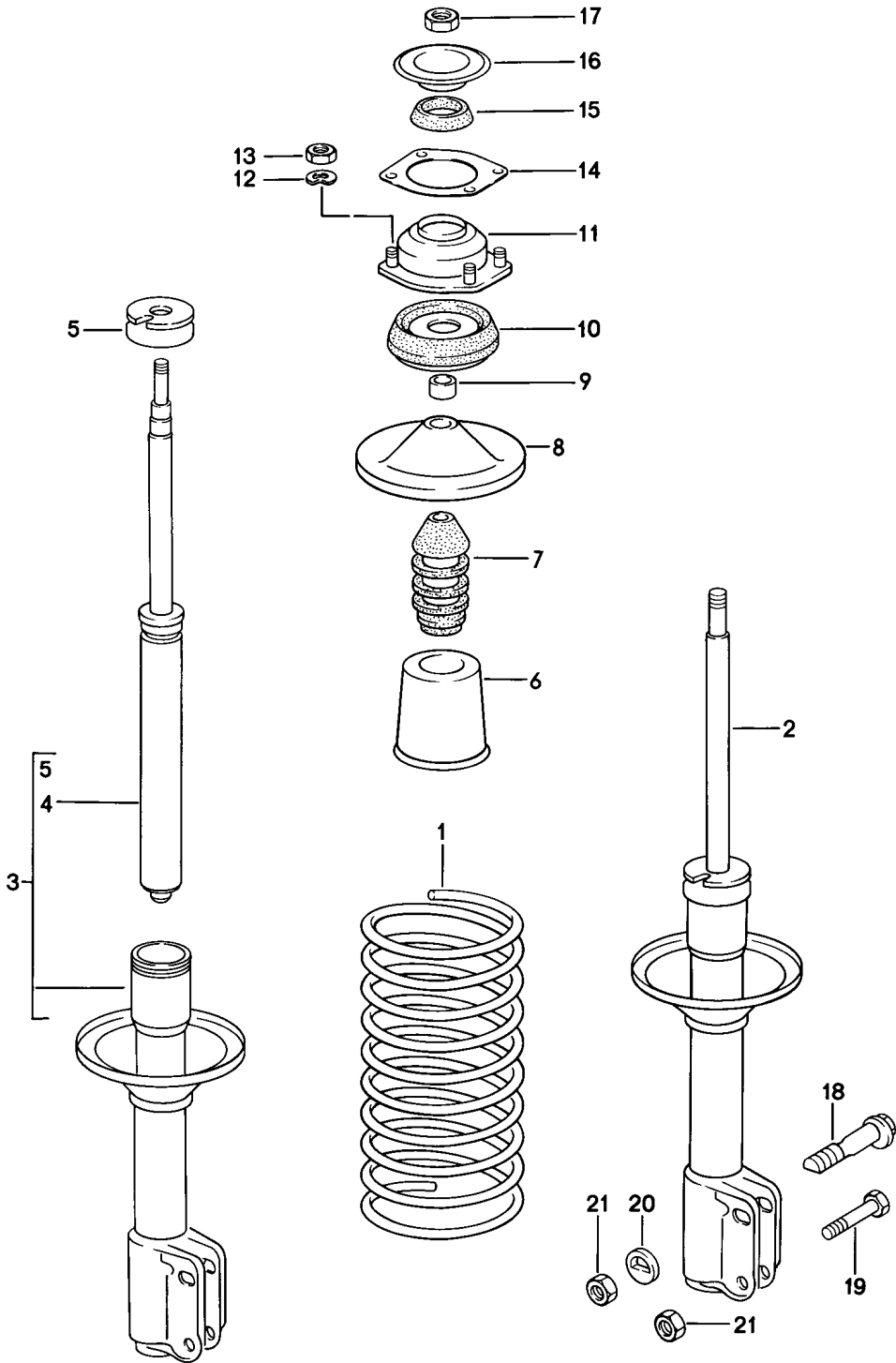
Model life 1986&gt;&gt;1988

Pos	Part Number	Description	Remark	Qty	Model
-	PCG 043 110 00	Steering knuckle Lubricants Grease Bearing 200 GR.		1	
1	477 407 311 L	Steering knuckle	/L	1	
(1)	477 407 312 L	Steering knuckle	/R	1	
2	477 405 065 B	Front wheel hub		2	
3	904 341 671 00	Wheel bolt		10	
3	993 331 671 02	Wheel bolt		10	
4	477 405 641	Radial sealing ring		2	
5	999 059 098 00	Taper roller bearing		2	
6	999 059 065 00	Taper roller bearing		2	
7	911 341 663 00	Thrust washer		2	
8	911 341 673 00	Clamping nut		2	
9	999 119 001 01	Pan-head screw		2	
9	999 119 001 0B	Pan-head screw		2	
10	477 405 691 C	Cap	/L	1	
10	477 405 691 D	Cap	/L	1	
(10)	477 405 692 C	Cap	/R	1	
11	900 116 003 02	Lock washer		1	
11	900 116 003 09	Lock washer		1	



Model: 924 86

Model life 1986>>1988



Model: 924 86

Model life 1986&gt;&gt;1988

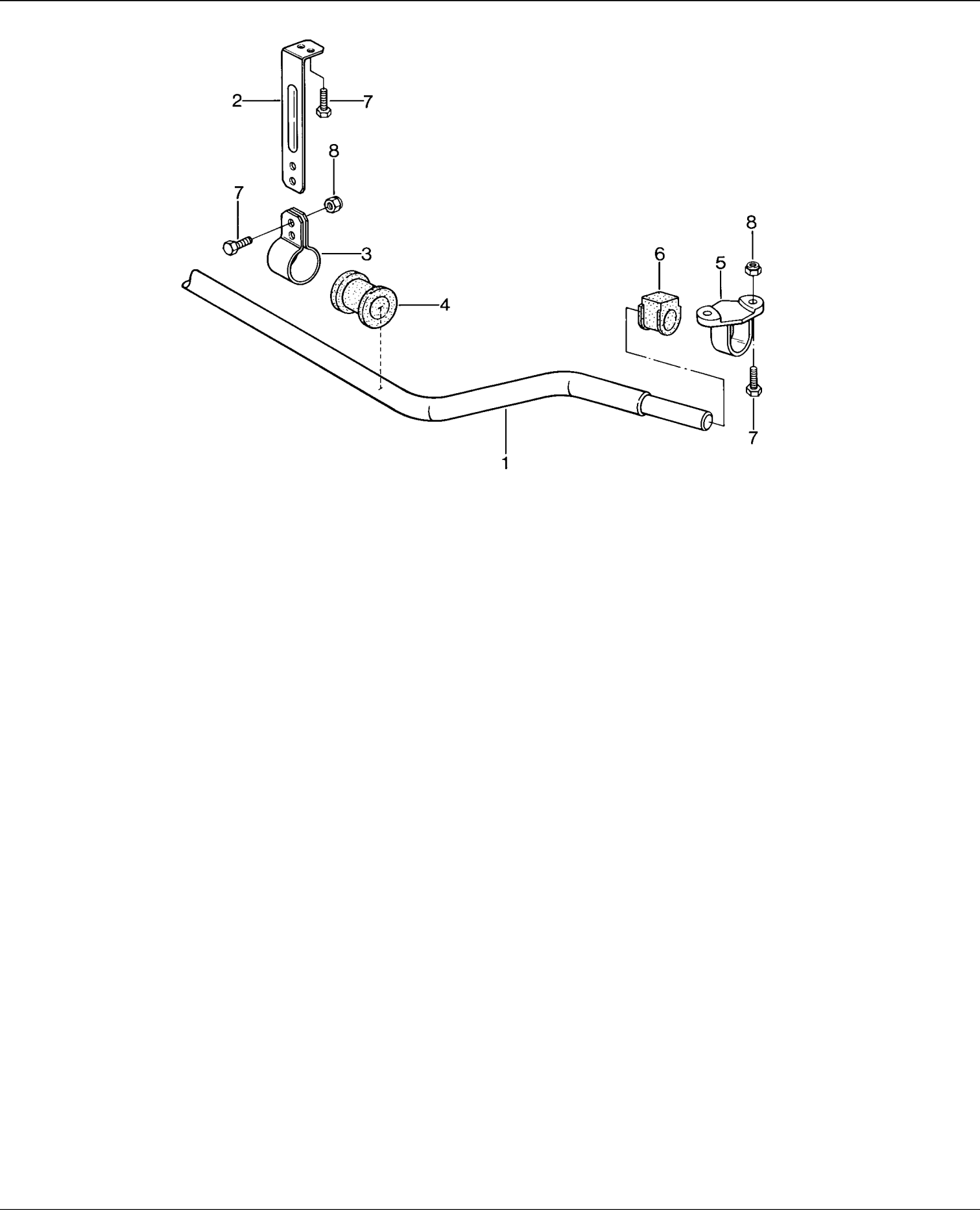
Pos	Part Number	Description	Remark	Qty	Model
1	477 411 105 Q	suspension Shock absorber Front Coil spring 1 set Identification		1	
(1)	477 411 105 Q 954	Blue		1	
	477 411 105 S	Coil spring 1 set Identification		1	
	477 411 105 S 954	Blue		1	M030
1	477 411 105 G	Coil spring 1 set Identification		1	
	477 411 105 G 954	Red		1	M030
1	477 411 105 R	Coil spring 1 set Identification		1	
	477 411 105 R 954	Red		1	
2	944 343 031 12	Vibration damper	/L	1	
(2)	944 343 032 12	Vibration damper	/R	1	
3	944 343 031 11	Vibration damper - koni -	/L	1	M474
(3)	944 343 032 11	Vibration damper - koni -	/R	1	M474
(3)	944 343 051 00	Damper - koni -	/L	1	M030
(3)	944 343 052 00	Damper - koni -	/R	1	M030
4	944 343 059 00	Vibration damper Insert - koni -		2	M474
5	171 412 045	Union nut		2	
6	171 412 135	Boot		2	
7	171 412 303 C	Rubber stop		2	
8	133 412 341	Concave washer		2	
9	823 412 365	Spacer sleeve		2	
10	944 343 071 00	Suspension strut mounting		2	
10	944 343 071 01	Suspension strut mounting		2	
11	477 412 345	Bearing flange		2	
12	N 012 228 3	Spring washer B 8		8	
13	900 076 025 02	Hexagon nut M 8		8	
13	900 076 064 02	Hexagon nut M 8		8	
(14)	133 412 367	Sealing ring		2	
15	477 412 411	Stop ring		2	
16	477 412 147	Stop		2	
16	477 412 147 A	Stop		2	
17	N 022 150 1	Lock nut VM 14 X 1,5		2	
18	171 407 265	Eccentric screw		2	
19	900 082 058 02	Hexagon-head bolt M 12 X 1,5 X 55 Use also:		2	
19		Hexagon-head bolt M 12 X 1,5 X 55 Use also:		2	
-	901 333 143 02	Washer 12,4 X 25 X 4		4	
20	944 343 175 00	Eccentric washer		2	
21	N 022 141 4	Lock nut		4	

Model life 1986&gt;&gt;1988

		VM 12 X 1,5			
--	--	-------------	--	--	--

Model: 924 86

Model life 1986>>1988



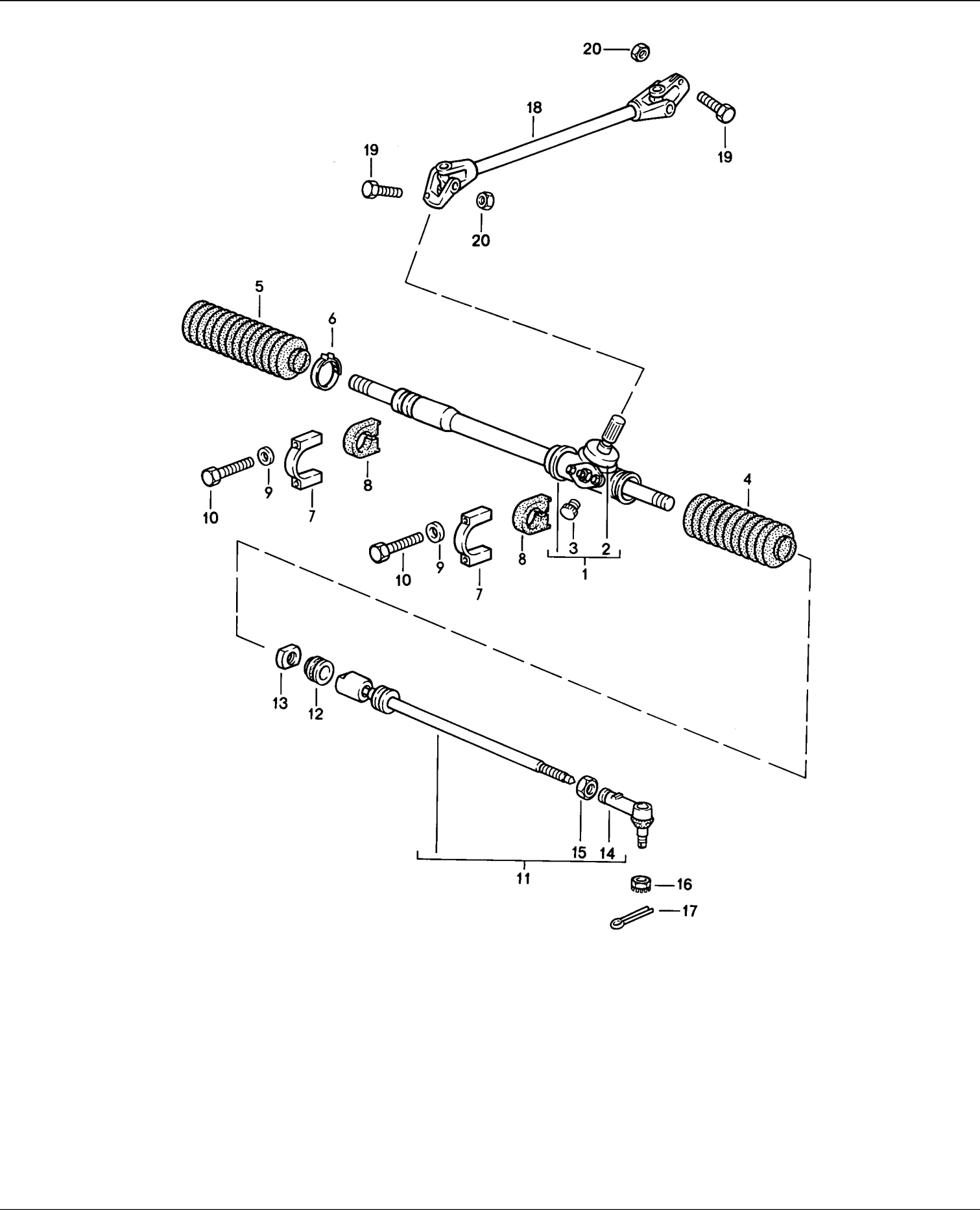
Model: 924 86

Model life 1986&gt;&gt;1988

Pos	Part Number	Description	Remark	Qty	Model
1	944 343 707 00	Stabiliser		1	
(1)	944 343 706 00	Stabiliser 20 MM		1	M030/404
2	944 343 733 00	Suspension		2	
3	944 343 731 00	Clip		2	
4	477 411 053 G	Rubber bush 20 MM		2	
(4)	477 411 053 J	Rubber bush 23 MM		2	M030/404
5	944 343 735 00	Bearing bracket	/L	1	
5	944 343 735 01	Bearing bracket	/L	1	
(5)	944 343 736 00	Bearing bracket	/R	1	
(5)	944 343 736 01	Bearing bracket	/R	1	
6	171 411 314 A	Rubber mounting		2	
7	900 075 079 02	Hexagon-head bolt M 8 X 22		12	
8	900 910 022 09	Lock nut VM 8		8	
8	900 910 022 03	Lock nut VM 8		8	

Model: 924 86

Model life 1986>>1988



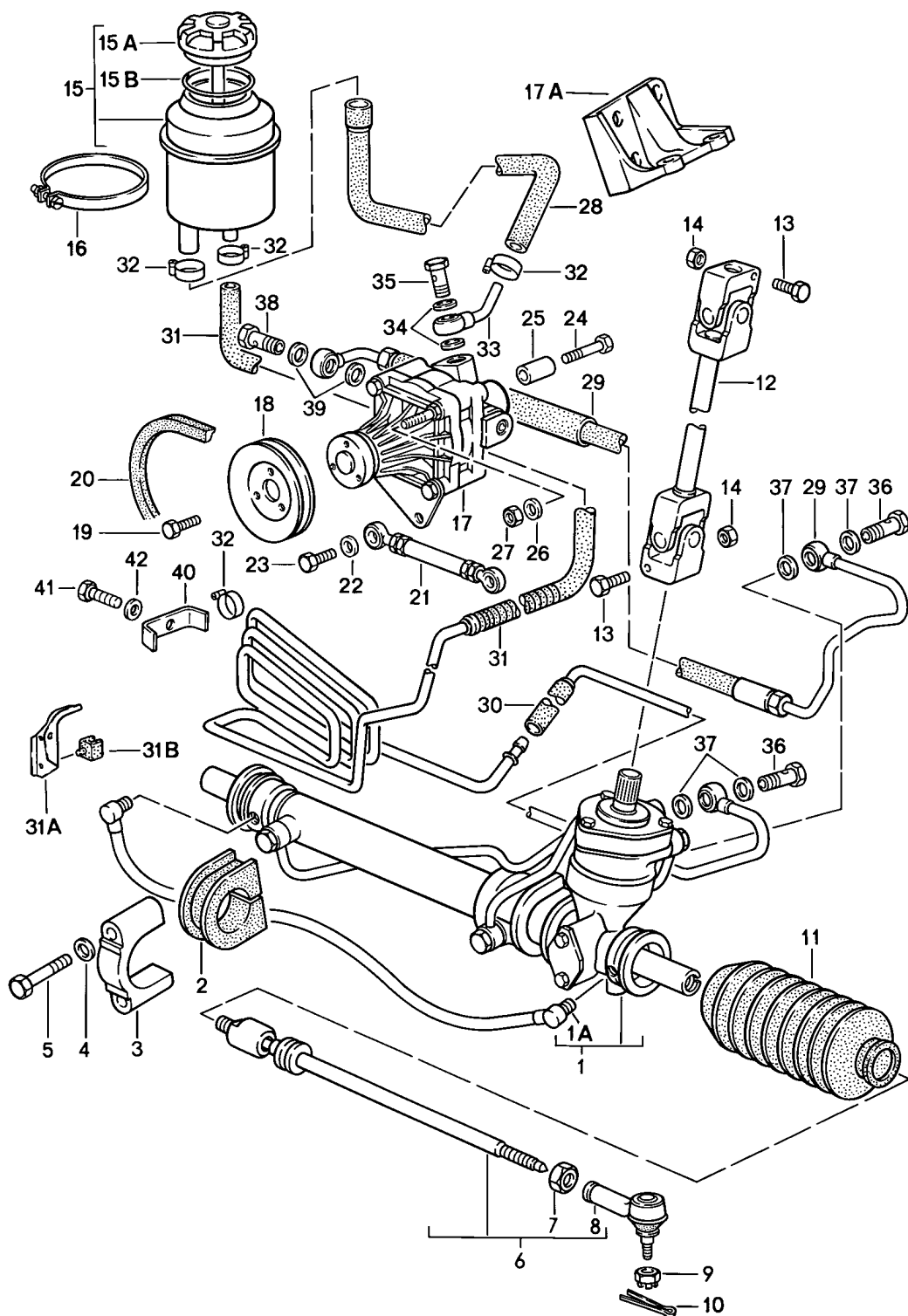
Model: 924 86

Model life 1986&gt;&gt;1988

Pos	Part Number	Description	Remark	Qty	Model
		Steering gear			
		Tie rod			
1	944 347 011 00	Steering gear	/LL	1	
2	477 419 321	Protection cap		1	
3	477 419 115	Stopper		1	
4	171 419 831 C	Boot	/L	1	
4	PCG 419 831 C	Bellows	/L	1	
5	171 419 832 C	Bellows	/R	1	
6	823 419 843	Terminal		1	
		\$ 45 MM			
7	944 347 223 01	Clip	/LL	2	
8	944 347 137 00	Rubber insert	/L	1	
(8)	944 347 139 00	Rubber insert	/R	1	
9	900 025 007 02	Washer		2	
		A 8,4			
9	900 025 007 03	Washer		2	
		A 8,4			
10	N 010 360 6	Hexagon-head bolt	/LL	4	
		M 8 X 60			
10	N 010 360 19	Hexagon-head bolt	/LL	4	
		M 8 X 60			
11	944 347 033 01	Tie rod		2	
11	944 347 033 07	Tie rod		2	
12	477 419 827	Stop ring		2	
13	171 419 855	Nut		2	
		M 22 X 1,5			
14	944 347 333 01	Ball joint		2	
15	N 011 163 3	Hexagon nut		2	
15	900 078 005 03	Hexagon nut		2	
16	N 011 212 2	Castle nut		2	
17	N 012 532 1	Cotter pin		2	
		3 X 25			
18	944 347 027 01	Drive shaft	/LL	1	
19	N 010 335 7	Hexagon-head bolt		2	
		M 8 X 35			
20	900 910 022 09	Lock nut		2	
20	900 910 022 03	Lock nut		2	

Model: 924 86

Model life 1986>>1988





Model: 924 86

Model life 1986&gt;&gt;1988

Pos	Part Number	Description	Remark	Qty	Model
		Power steering Steering gear Vane type pump Lines See technical information GR.4, NR.6/90			M657
1	944 347 011 22	Steering gear	/LL	1	
1	944 347 011 AX	Steering gear	/LL	1	
1	944 347 011 24	Steering gear	/LL	1	
1	944 347 011 BX	Steering gear	/LL	1	
1A	944 347 311 00	Compensating line		1	
2	944 347 137 00	Rubber insert	/L	1	
(2)	944 347 139 01	Rubber insert	/R	1	
3	944 347 223 01	Clip	/LL	2	
4	900 025 007 02	Washer A 8,4		4	
4	900 025 007 03	Washer A 8,4		4	
5	N 010 360 6	Hexagon-head bolt M 8 X 60		4	
5	N 010 360 19	Hexagon-head bolt M 8 X 60		4	
6	944 347 033 20	Tie rod		2	
7	N 011 163 3	Hexagon nut M 14		2	
7	900 078 005 03	Hexagon nut M 14		2	
8	944 347 333 00	Ball joint		2	
9	N 011 212 2	Castle nut		2	
10	N 012 532 1	Cotter pin		2	
11	171 419 831 C	Boot		2	
11	PCG 419 831 C	Bellows		2	
12	944 347 027 02	Drive shaft	/LL	1	
12	944 347 027 03	Drive shaft	/LL	1	
13	N 010 335 7	Hexagon-head bolt M 8 X 35		2	
14	900 910 022 09	Lock nut M 8		2	
14	900 910 022 03	Lock nut M 8		2	
15	928 347 015 05	Container		1	
15A	928 347 925 00	Lid for Oil tank		1	
15B	928 347 927 00	Gasket for Lid		1	
16	999 512 350 02	Hose clamp		1	
17	944 347 432 03	Vane type pump		1	
(17)	944 347 432 CX	Vane type pump Alternative parts:		1	
(17)	944 347 432 08	Vane type pump		1	
(17)	944 347 432 CX	Vane type pump		1	
17A	944 101 147 01	Bracket		1	
17A	944 101 147 02	Bracket		1	
18	944 347 437 03	Pulley		1	
19	999 072 005 09	Hexagon nut M 6 X 12		3	
19	999 072 005 01	Hexagon nut M 6 X 12		3	
20	999 192 236 50	Narrow v-belt 9,5 X 950		1	

Model: 924 86

Model life 1986&gt;&gt;1988

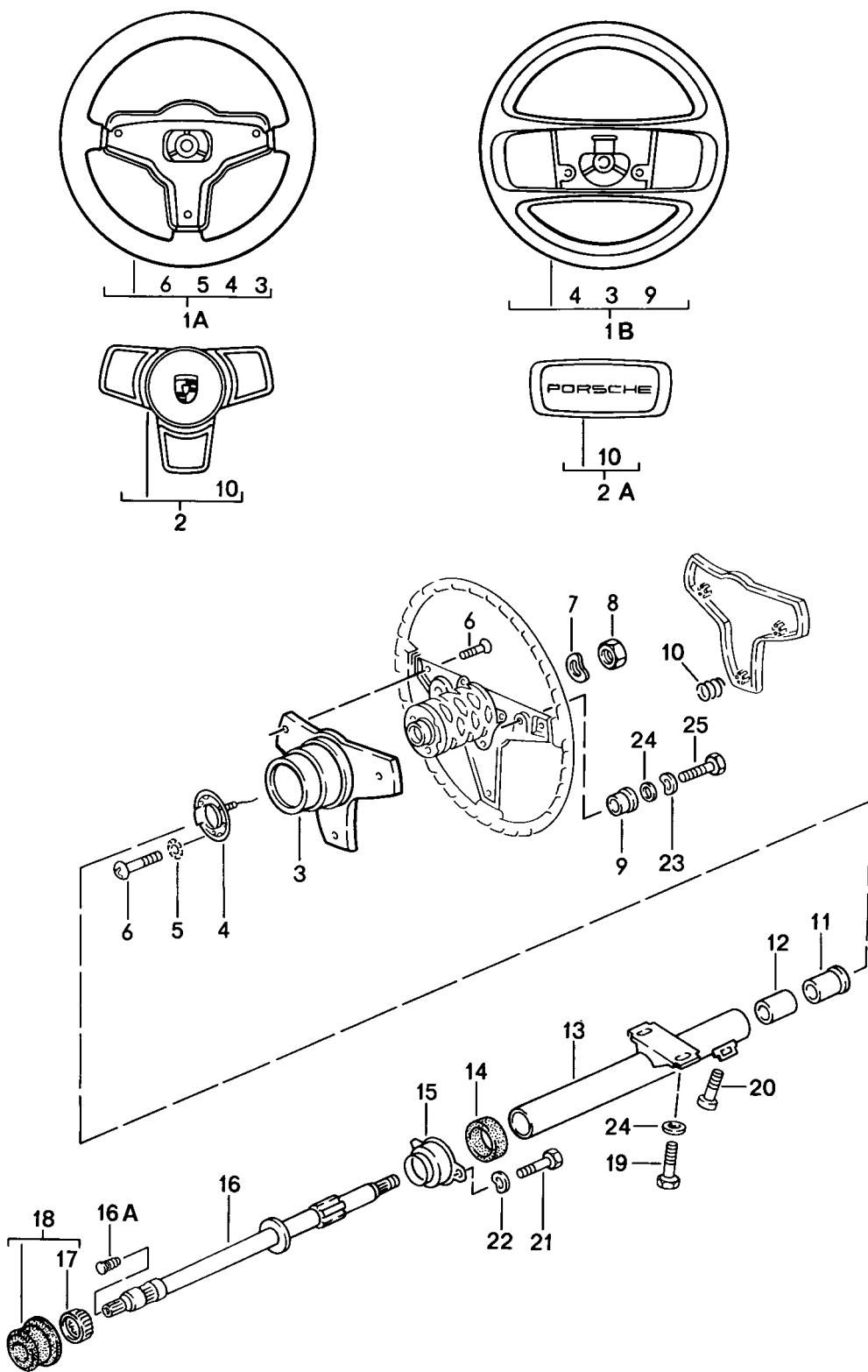
Pos	Part Number	Description	Remark	Qty	Model
21	944 347 053 02	Strut		1	
22	900 025 007 02	Washer A 8,4		1	
22	900 025 007 03	Washer A 8,4		1	
23	900 075 029 09	Hexagon-head bolt M 8 X 25		2	
23	900 075 029 03	Hexagon-head bolt M 8 X 25		2	
24	N 010 361 4	Hexagon-head bolt M 8 X 65		1	
24	N 010 361 13	Hexagon-head bolt M 8 X 65		1	
25	944 347 443 00	Sleeve		1	
26	900 025 007 02	Washer A 8,4		1	
26	900 025 007 03	Washer A 8,4		1	
27	900 076 025 02	Hexagon nut M 8		1	
27	900 076 064 02	Hexagon nut M 8		1	
28	944 347 445 05	Moulded hose Use also:		1	
-	999 230 357 02	Connection piece		1	
-	999 230 357 01	Connection piece		1	
29	944 347 447 02	Pressure line	/LL	1	
30	944 347 449 06	Return line	/LL	1	
31	944 347 459 05	Return line		1	
31A	944 347 465 02	Support for Return line		1	
31B	944 347 467 00	Cable clip for Support		4	
32	999 512 554 00	Hose clamp LA 12-22		2	
32	999 512 346 02	Hose clamp		1	
32	999 512 676 00	Hose clamp 16 - 25		1	
(32)	999 512 554 00	Hose clamp 12 - 22		1	
33	999 230 158 02	Nipple with elastic ring		1	
34	N 100 184 01	Sealing ring D 16 X 20		2	
35	900 134 014 02	Banjo bolt		1	
36	999 134 018 02	Banjo bolt 12	/LL	2	
37	900 123 026 20	Sealing ring D 12 X 15,5	/LL	4	
38	900 134 007 02	Banjo bolt		1	
38	900 134 007 01	Banjo bolt		1	
38	PCG 134 007 01	Banjo bolt		1	
39	900 123 042 20	Sealing ring D 14 X 18		2	
40	928 347 455 00	Shim		1	
41	900 074 015 02	Hexagon-head bolt M 6 X 30		1	
41	900 074 015 03	Hexagon-head bolt M 6 X 30		1	
42	N 011 524 7	Washer A 6,4		1	
42	N 011 524 27	Washer		1	

Model life 1986&gt;&gt;1988

-	999 511 153 02	A 6,4 Clip	3
-	999 511 076 02	B 15 X 8 Clamp \$ 18 MM	1

Model: 924 86

Model life 1986>>1988



Model: 924 86

Model life 1986&gt;&gt;1988

Pos	Part Number	Description	Remark	Qty	Model
1A	944 347 084 01	Steering wheel Steering column Sports steering wheel Leatherette \$ 380 MM		1	
	944 347 084 01 1DB	Black			
	944 347 084 01 4RB	Brown			
1A	944 347 084 04	Sports steering wheel Leather \$ 380 MM		1	M416
	944 347 084 04 1AJ	Black			
	944 347 084 04 4RB	Brown			
(1A)	944 347 084 03	Sports steering wheel Leather \$ 380 MM with elevated hub		1	M018
	944 347 084 03 1DB	Black			
	944 347 084 03 4RB	Brown			
1B	944 347 084 02	Sports steering wheel Leather \$ 363 MM		1	M431
	944 347 084 02 1AJ	Black			
	944 347 084 02 4RB	Brown			
2	944 347 859 04	Padded cap		1	
	944 347 859 04 1DB	Black			
	944 347 859 04 4RB	Brown			
2A	944 347 859 05	Padded cap		1	
	944 347 859 05 1AJ	Black			
	944 347 859 05 4RB	Brown			
3	944 347 057 00	Lining		1	
	944 347 057 00 1DB	Black			
	944 347 057 00 4RB	Brown			
(3)	944 347 857 00	Lining for Four-spoke steering wheel		1	
	944 347 857 00 1DB	Black			
	944 347 857 00 4RB	Brown			
4	113 415 660 A	Slip ring		1	
5	N 012 131 2	Shake-proof washer J 3,7		3	
6	113 415 869	Oval-head screw M 3,5 X 10		6	
7	N 012 238 5	Spring washer B 16		1	
8	900 078 006 01	Hexagon nut M 16 X 1,5		1	
9	321 419 779 A	Insulating bush		4	
10	171 419 697	Compression spring		4	
11	171 419 341	Support ring		1	
12	171 419 549	Clamping sleeve		1	
13	477 419 563 B	Protective tube		1	
14	411 417 613	Rubber mounting		1	
15	411 417 605	Support ring		1	
16	477 419 505 J	Steering column	/LL	1	
(16)	944 347 019 00	Steering column	/LL	1	M657
16A	944 347 483 00	Stopper		1	
17	113 415 511	Needle-roller bearing		1	
18	477 419 059	Needle sleeve		1	
19	411 417 549	Shear bolt		2	
20	N 014 707 4	Pan-head screw M 8 X 15		1	
21	999 072 005 09	Hexagon nut M 6 X 12		2	

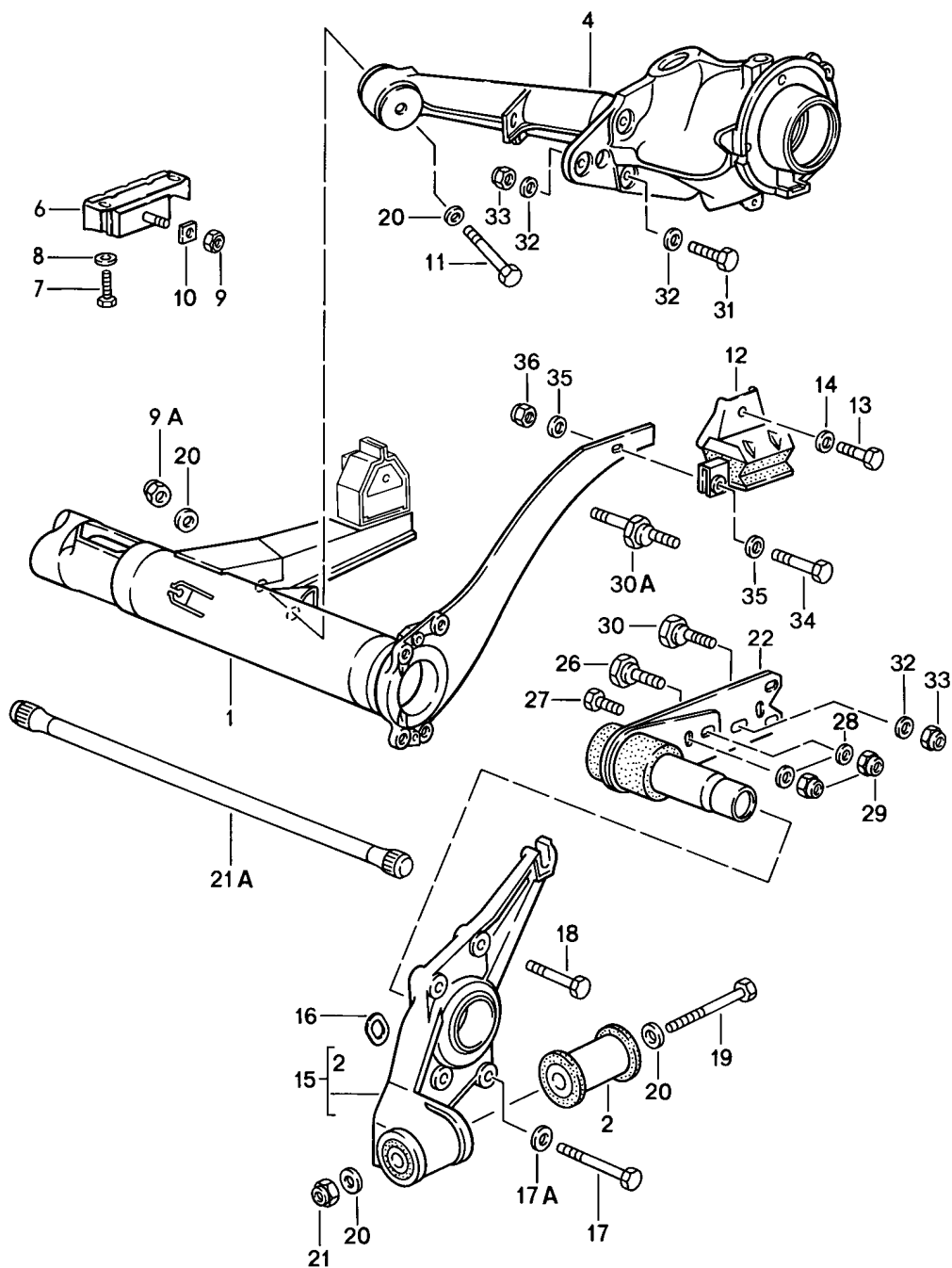
Model: 924 86

Model life 1986&gt;&gt;1988

Pos	Part Number	Description	Remark	Qty	Model
21	999 072 005 01	Hexagon nut M 6 X 12		2	
22	211 805 243	Spring washer		2	
23	N 042 122 2	Shake-proof washer J 4,3		4	
24	900 025 002 02	Washer A 4,3		4	
24	900 025 002 03	Washer A 4,3		4	
25	N 010 261 3	Hexagon-head bolt M 4 X 15		4	

Model: 924 86

Model life 1986>>1988



Model: 924 86

Model life 1986&gt;&gt;1988

Pos	Part Number	Description	Remark	Qty	Model
		Rear axle carrier			
		Rear-axle trailing arm			
1	944 331 045 02	Rear-axle cross-tube		1	
2	477 501 069 A	Rubber bush		2	
4	951 331 021 01	Rear-axle trailing arm	/L	1	
(4)	951 331 022 01	Rear-axle trailing arm	/R	1	
6	477 501 089	Mounting		2	
6	951 333 088 30	Mounting		2	
6	951 333 088 32	Mounting		2	
7	N 040 272 2	Hexagon-head bolt		4	
		M 10 X 35			
8	900 025 008 09	Washer		4	
		A 10,5			
8	900 025 008 04	Washer		4	
		A 10,5			
9	N 900 876 01	Lock nut		2	
		VM 10			
9A	N 021 131 1	Lock nut		2	
		M 12 X 1,5			
10	477 501 697	Washer		2	
11	N 010 190 4	Hexagon-head bolt		2	
		M 12 X 90			
12	944 331 075 00	Supporting mount	/L	1	
12	944 331 075 01	Supporting mount	/L	1	
(12)	944 331 076 00	Supporting mount	/R	1	
(12)	944 331 076 01	Supporting mount	/R	1	
13	900 075 040 02	Hexagon-head bolt		2	
		M 10 X 20			
13	900 075 517 01	Hexagon-head bolt		2	
		M 10 X 20			
14	N 012 230 6	Spring washer		8	
		B 10			
15	944 331 059 00	Bearing flange	/L	1	
(15)	944 331 060 00	Bearing flange	/R	1	
16	477 501 667	Washer		2	
17	N 010 465 5	Hexagon-head bolt		2	
		M 10 X 65			
17	900 074 248 03	Hexagon-head bolt		2	
		M 10 X 65			
17A	N 012 230 6	Spring washer		8	
		B 10			
18	900 074 063 02	Hexagon-head bolt		6	
		M 10 X 55			
18	900 074 380 01	Hexagon-head bolt		6	
		M 10 X 55			
19	900 082 059 02	Hexagon-head bolt		2	
		M 12 X 1,5 X 115			
20	803 199 347	Spring washer		8	
20	803 199 34H	Washer		8	
21	N 022 141 4	Lock nut		2	
		VM 12 X 1,5			
21A	944 333 115 00	Torsion bar	/L	1	
		23,5 MM			
21A	944 333 116 00	Torsion bar	/R	1	
		23,5 MM			
21A	944 333 103 00	Torsion bar	/L	1	M030
		24,5 MM			
21A	944 333 104 00	Torsion bar	/R	1	M030
		24,5 MM			
22	951 333 021 00	Rear axle strut		2	
26	911 333 303 00	Eccentric screw		2	
26	911 333 303 01	Eccentric screw		2	
27	911 333 305 00	Hexagon-head bolt		2	



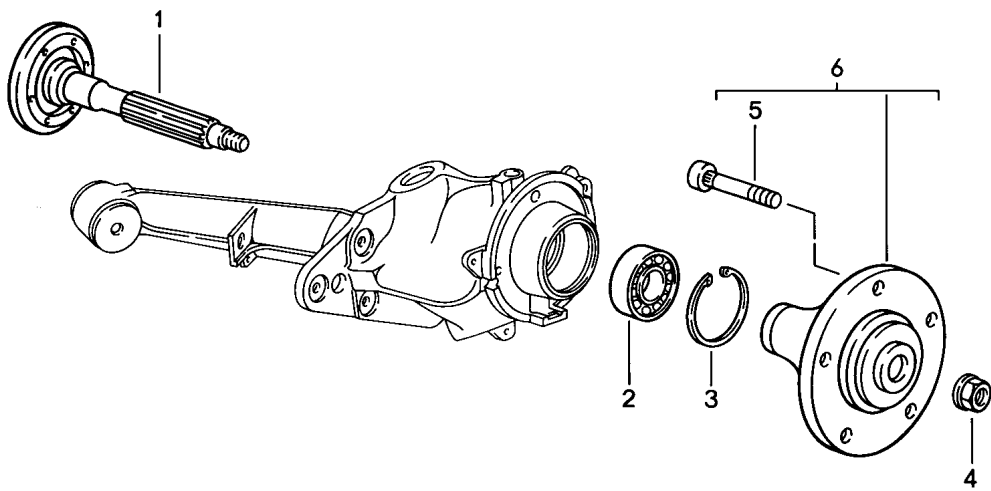
Model: 924 86

Model life 1986&gt;&gt;1988

Pos	Part Number	Description	Remark	Qty	Model
27	911 333 305 01	Hexagon-head bolt		2	
28	999 025 135 02	Washer		4	
29	900 910 092 02	Lock nut		4	
		VM 16 X 1,5			
29	900 360 007 01	Lock nut		4	
		VM 16 X 1,5			
30	477 511 519	Camber eccentric		2	
30A	477 511 515	Camber eccentric		2	
		Only together with			
		Stabiliser			
		\$ 14 MM			
30A	477 511 516	Camber eccentric		2	
		Only together with			
		Stabiliser			
		\$ 14 MM			
31	N 010 138 1	Hexagon-head bolt		4	
		M 12 X 1,5 X 38			
32	N 011 531 7	Washer		8	
		A 13			
33	N 022 141 4	Lock nut		4	
		VM 12 X 1,5			
34	900 075 029 09	Hexagon-head bolt		2	
		M 8 X 25			
34	900 075 029 03	Hexagon-head bolt		2	
		M 8 X 25			
35	900 025 007 02	Washer		4	
		A 8,4			
35	900 025 007 03	Washer		4	
		A 8,4			
36	900 910 022 09	Lock nut		2	
		VM 8			
36	900 910 022 03	Lock nut		2	
		VM 8			

Model: 924 86

Model life 1986>>1988



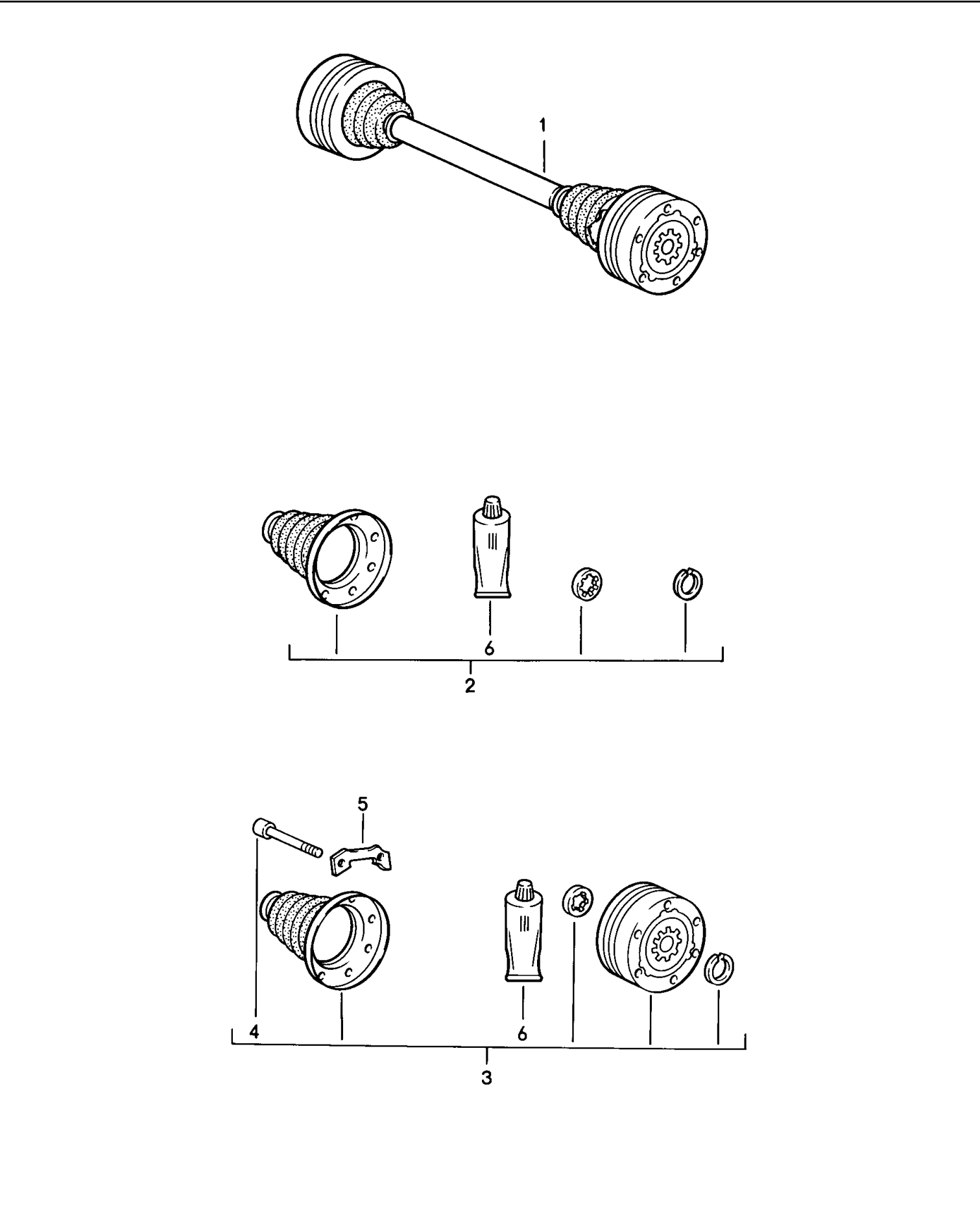
Model: 924 86

Model life 1986&gt;&gt;1988

Pos	Part Number	Description	Remark	Qty	Model
-	PCG 043 110 00	Rear wheel shaft Lubricants Grease Bearing 200 GR.		1	
1	951 332 235 01	Drive shaft		2	
2	999 053 020 01	Angular-contact bearing		2	
3	N 012 350 1	Circlip		2	
4	900 910 093 02	Lock nut 22 X 1,5		2	
5	904 341 671 00	Wheel bolt		10	
5	993 331 671 02	Wheel bolt		10	
6	951 331 067 00	Wheel hub		2	

Model: 924 86

Model life 1986>>1988



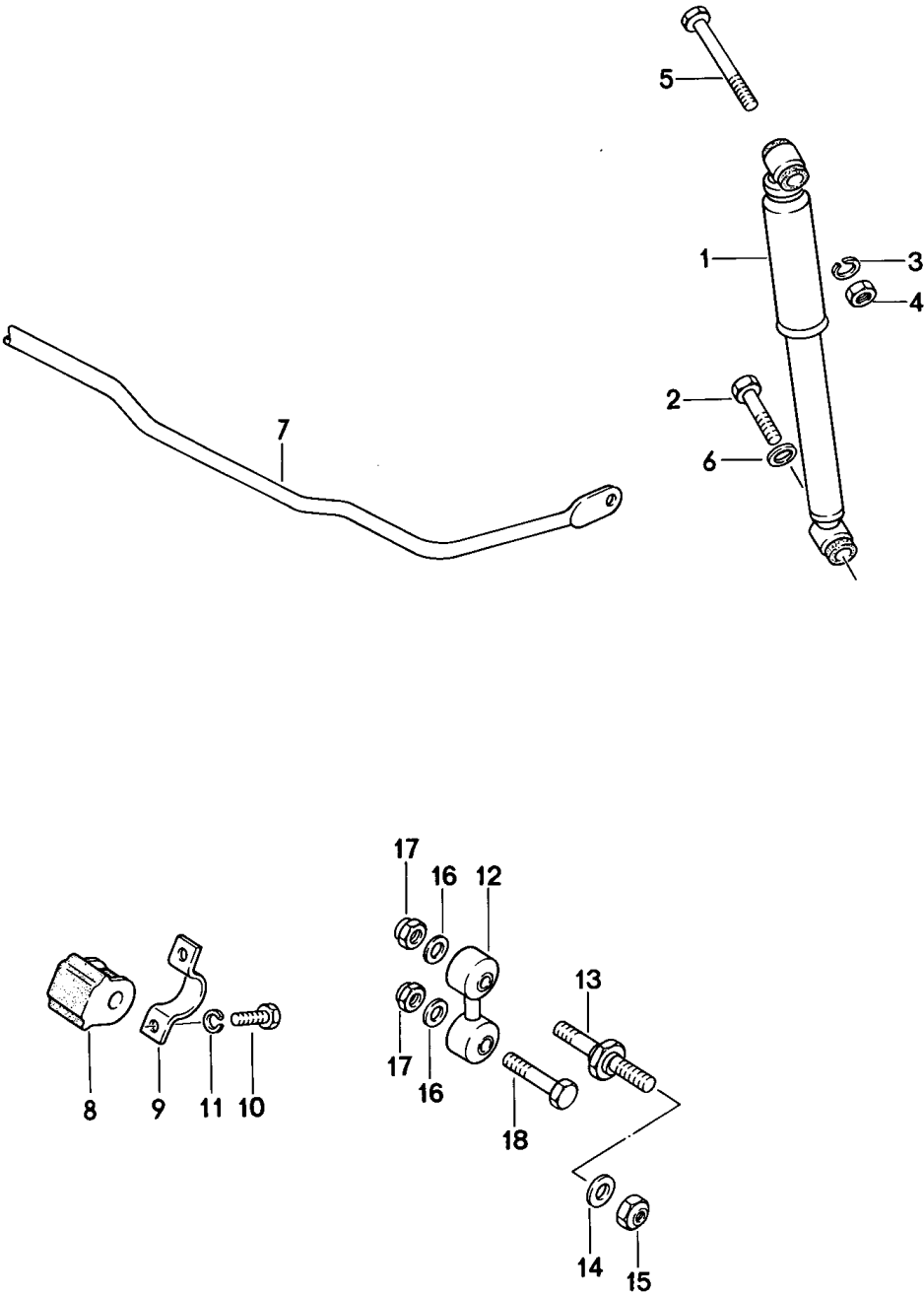
Model: 924 86

Model life 1986&gt;&gt;1988

Pos	Part Number	Description	Remark	Qty	Model
		Drive shaft			
1	944 332 038 01	Drive shaft		2	
1	944 332 038 09	Drive shaft	/L	1	M249
1	944 332 038 10	Drive shaft	/R	1	M249
2	944 331 903 00	Repair kit		4	
		Dust bellows			
3	944 331 901 00	Repair kit		4	
		Constant-velocity joint			
4	893 407 237	Pan-head screw		24	
4	N 911 082 01	Multiple-tooth screw		24	
5	944 332 191 00	Plate		6	
6	000 043 110 01	Grease		X	
		1 100-gramme tube			

Model: 924 86

Model life 1986>>1988



Model: 924 86

Model life 1986&gt;&gt;1988

Pos	Part Number	Description	Remark	Qty	Model
		Vibration damper Stabiliser			
1	951 333 032 05	Vibration damper		2	
		- fichtel + sachs -			
1	951 333 032 01	Vibration damper		2	M474
		- koni -			
1	944 333 032 01	Vibration damper		2	M030
		- koni -			
2	900 082 054 02	Hexagon-head bolt		2	
		M 14 X 1,5 X 85			
3	043 101 129	Washer		2	
3	900 025 009 02	Washer		2	
4	N 022 141 1	Captive nut		2	
		M 12 X 1,5			
4	900 360 002 01	Lock nut		2	
		M 12 X 1,5			
4	900 360 002 0B	Lock nut		2	
		M 12 X 1,5			
5	900 082 044 02	Hexagon-head bolt		2	
		M 12 X 1,5 X 125			
5	900 082 118 01	Hexagon-head bolt		2	
		M 12 X 1,5 X 125			
6	999 025 062 02	Washer		2	
		Stabiliser			
7	477 511 411 A	Stabiliser		1	
		14 MM			
7	477 511 415	Stabiliser		1	M030
		20 MM			
8	477 411 313 F	Rubber mounting		2	
		14 MM			
8	477 411 313 C	Stabiliser mounting		2	M030
		20 MM			
9	113 411 333	Retaining bar		2	
10	900 075 085 02	Hexagon-head bolt		4	
		M 8 X 20			
11	900 027 015 02	Lock ring		4	
		B 8			
11	900 027 015 03	Lock ring		4	
		B 8			
12	477 511 051 A	Stabiliser mounting		2	
13	477 511 515	Camber eccentric		2	
13	477 511 516	Camber eccentric		2	
14	900 025 009 02	Washer		2	
		A 13			
15	N 022 141 4	Lock nut		2	
		M 12 X 1,5			
16	900 025 008 09	Washer		4	
		A 10,5			
16	900 025 008 04	Washer		4	
		A 10,5			
17	N 022 149 2	Lock nut		4	
		M 10			
18	N 010 452 4	Hexagon-head bolt		2	
		M 10 X 52			
18	900 074 374 01	Hexagon-head bolt		2	
		M 10 X 52			

PORSCHE		Illustration: 598-00		PORSCHE	
Model: 924 86		Model life 1986>>1988			



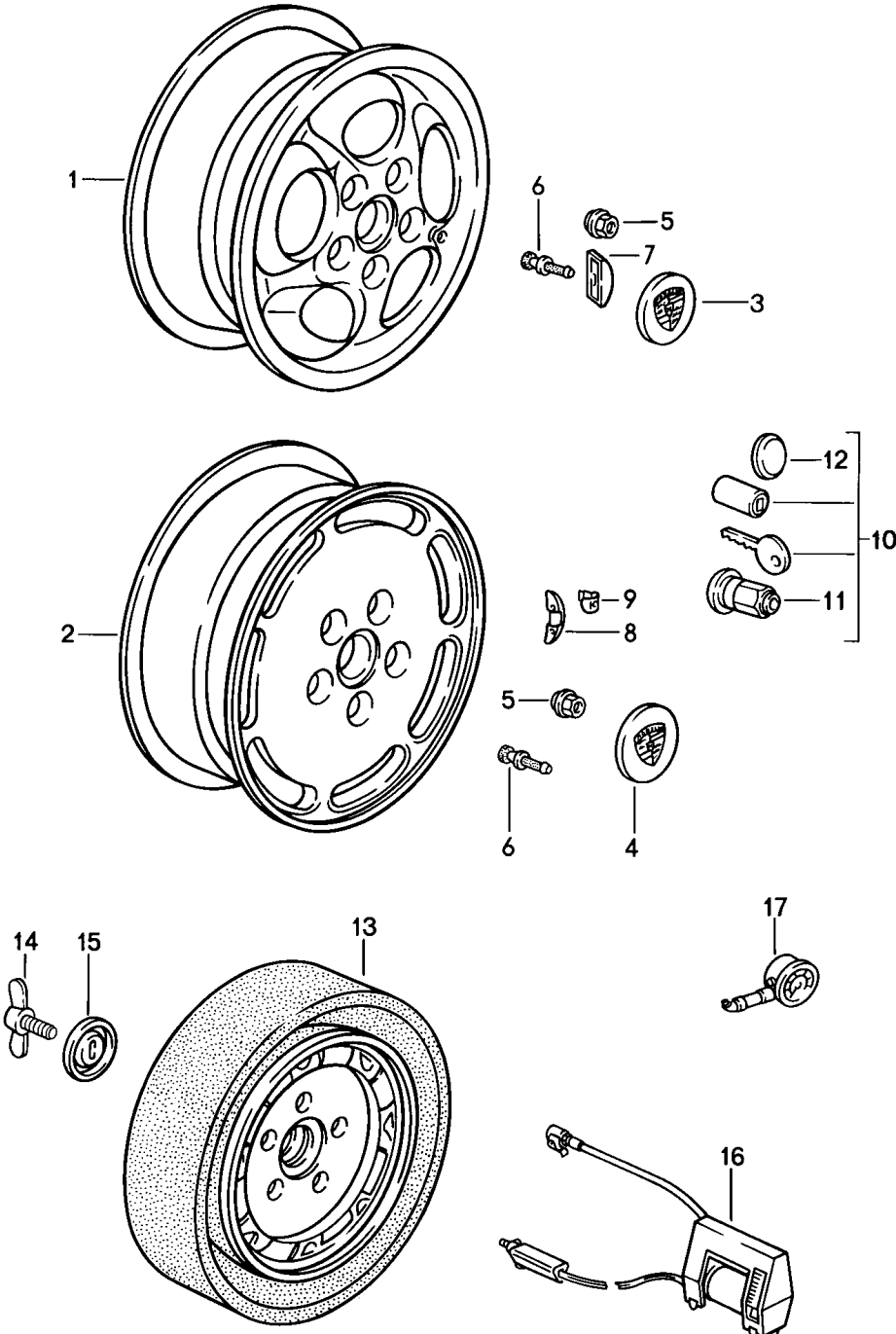
Model: 924 86

Model life 1986&gt;&gt;1988

Pos	Part Number	Description	Remark	Qty	Model
>>	944 331 903 00	Repair kits Repair kit Dust bellows Comprising: Dust bellows with Bellow support Spring		4      1 1 1	
-	113 517 279	Circlip		1	
-	000 043 110 01	Grease 1 100-gramme tube		1	
>>	944 331 901 00	Repair kit Constant-velocity joint Comprising: Constant-velocity joint Dust bellows with Bellow support Spring		4      1 1  2	
-	113 517 279	Circlip		1	
-	000 043 110 01	Grease 1 100-gramme tube		1	
-	893 407 237	Pan-head screw		6	
-	N 911 082 01	Multiple-tooth screw		6	

Model: 924 86

Model life 1986>>1988



Model: 924 86

Model life 1986&gt;&gt;1988

Pos	Part Number	Description	Remark	Qty	Model
1	944 362 102 00	Disc wheel Alloy wheel 6 J X 15 ET 52,3 Silver metallic	/H	4	
1	944 362 104 00	Alloy wheel 7 J X 15 ET 52,3 Silver metallic		2	
2	944 362 113 00	Alloy wheel 6 J X 16 ET 52,3 Silver metallic		4	
(2)	944 362 113 01	Alloy wheel 6 J X 16 ET 52,3 Platinum		4	
3	928 361 032 01	Hub cap Silver metallic		4	
(3)	PCG 361 032 01	Hub cap Silver metallic Porsche crest Black		4	
(3)	PCG 361 032 02	Hub cap Silver metallic Porsche crest Black		4	
4	928 361 031 00	Hub cap Silver metallic		4	
(4)	477 601 051 D	Hub cap Platinum-metallic		4	
(4)	477 601 051 G	Hub cap Platinum-metallic		4	
5	999 182 003 36	Wheel nut		20	
6	900 265 001 50	Rubber valve 15,2 \$		4	
6	900 265 001 51	Rubber valve 15,2 \$		4	
7	901 361 410 50	Balance stick-on weight 5 G		X	
7	901 361 410 00	Balance stick-on weight 10 G		X	
7	901 361 411 50	Balance stick-on weight 15 G		X	
7	901 361 411 00	Balance stick-on weight 20 G		X	
7	901 361 412 50	Balance stick-on weight 25 G		X	
7	901 361 412 00	Balance stick-on weight 30 G		X	
7	901 361 413 50	Balance stick-on weight 35 G		X	
7	901 361 413 00	Balance stick-on weight 40G		X	
7	901 361 414 50	Balance stick-on weight 45G		X	
7	901 361 414 00	Balance stick-on weight 50 G		X	
7	901 361 415 50	Balance stick-on weight 55 G		X	
7	901 361 415 00	Balance stick-on weight 60 G		X	
7	901 361 416 50	Balance stick-on weight		X	

Model: 924 86

Model life 1986&gt;&gt;1988

Pos	Part Number	Description	Remark	Qty	Model
7	901 361 416 00	65 G Balance stick-on weight		X	
7	901 361 417 50	70 G Balance stick-on weight		X	
7	901 361 417 00	75 G Balance stick-on weight		X	
8	928 361 421 00	80 G Balance weight		X	
8	928 361 410 00	5 G Balance weight		X	
8	928 361 422 00	10 G Balance weight		X	
8	928 361 411 00	15 G Balance weight		X	
8	928 361 423 00	20 G Balance weight		X	
8	928 361 412 00	25 G Balance weight		X	
8	928 361 424 00	30 G Balance weight		X	
8	928 361 413 00	35 G Balance weight		X	
8	928 361 425 00	40 G Balance weight		X	
8	928 361 414 00	45 G Balance weight		X	
8	928 361 426 00	50 G Balance weight		X	
8	928 361 415 00	55 G Balance weight		X	
8	928 361 416 00	60 G Balance weight		X	
8	928 361 417 00	70 G Balance weight		X	
9	928 361 420 01	80 G Retaining clip		X	
10	928 361 047 03	Wheel nut Lockable		1	
10	965 361 955 00	1 set Wheel nut Lockable		1	
10	968 361 955 00	1 set Wheel nut Lockable		1	
10	993 361 057 00	1 set Wheel nut Lockable		1	
11	928 361 306 03	1 set Wheel nut Lockable without lock		4	
12	965 361 167 00	Cap		4	
-	928 361 312 01	Blank key for Wheel nut Lockable		X	
-	477 601 030 B	Winter wheel Steel wheel 5 1/2 X 15 ET 52,3		4	
-	N 020 112 1	Ball seat nut for steel rim only		20	
-	901 361 031 01	Hub cap for steel rim only		4	

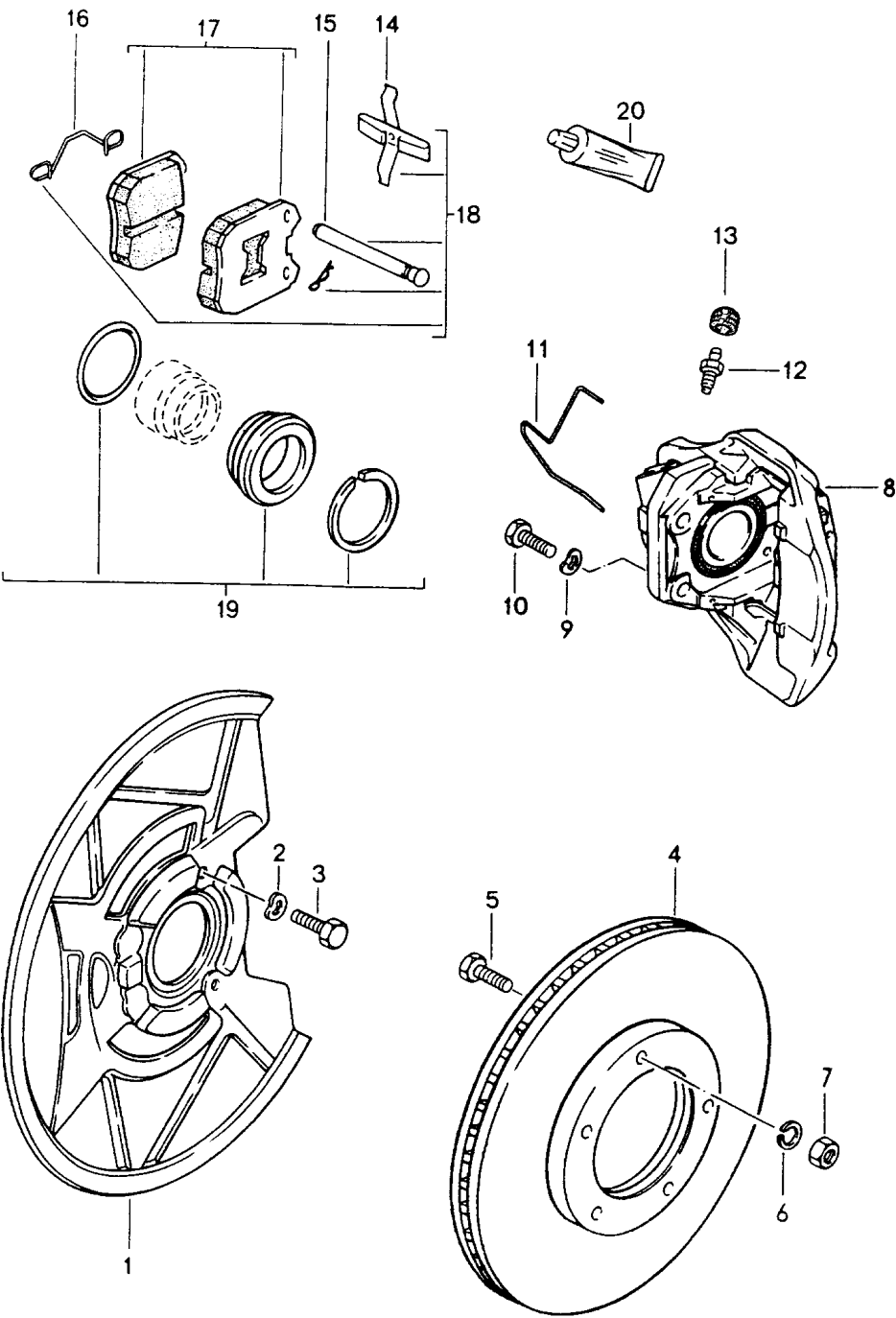
Model: 924 86

Model life 1986&gt;&gt;1988

Pos	Part Number	Description	Remark	Qty	Model
13	944 362 030 01	Emergency wheel Emergency wheel 5 1/2 J X 15 with collapsible tire		1	
14	914 722 104 10	Wing screw M 10 X 75		1	
15	477 813 157	Mounting plate		1	
16	964 652 053 00	Compressor		1	
16	993 652 053 00	Compressor		1	
16	996 652 053 00	Compressor		1	
16	997 652 051 00	Compressor		1	
16	997 652 055 00	Compressor		1	
17	911 722 202 00	Tyre pressure gauge Porsche Classic mit Lederhülle		1	

Model: 924 86

Model life 1986>>1988



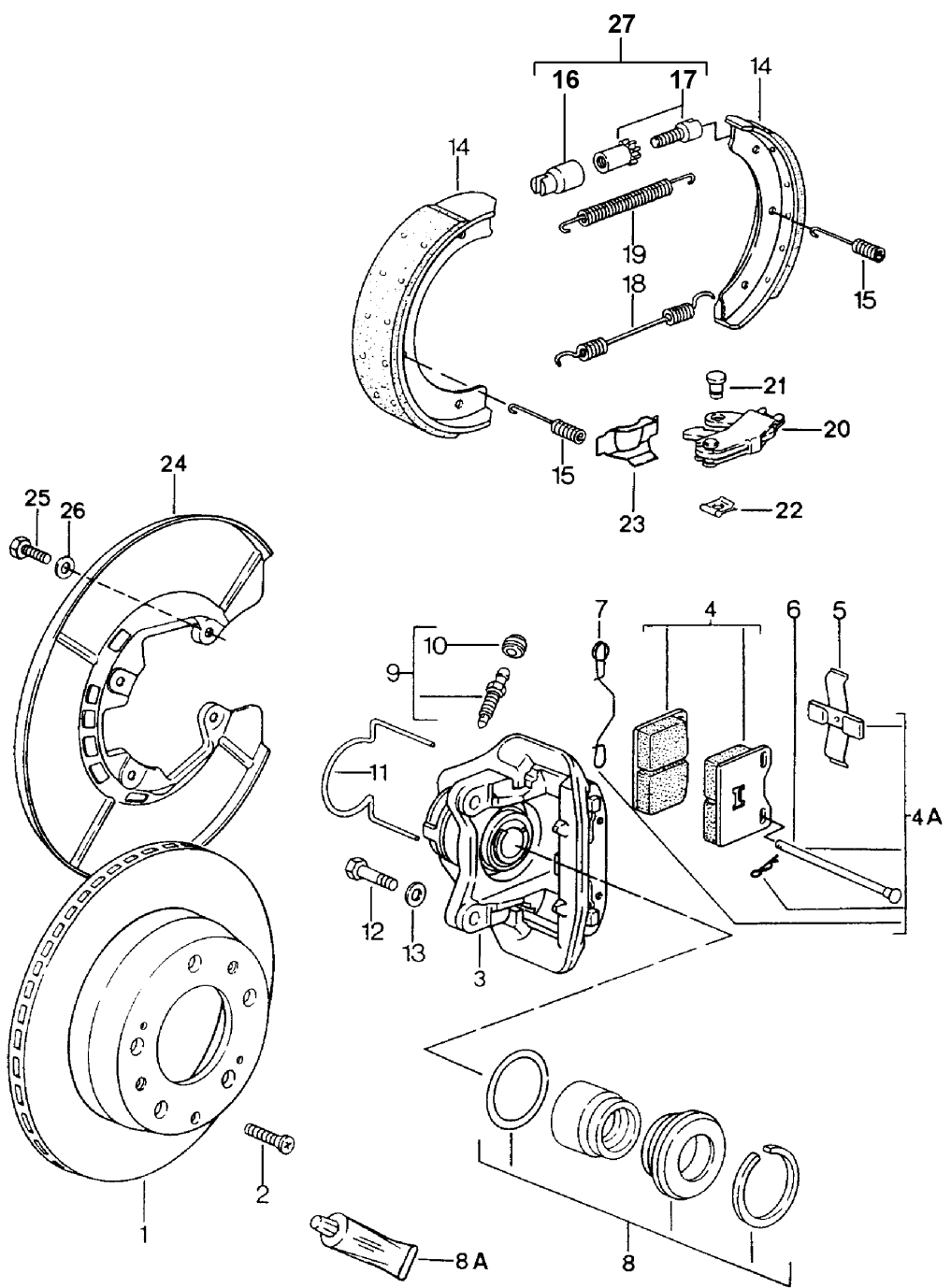
Model: 924 86

Model life 1986&gt;&gt;1988

Pos	Part Number	Description	Remark	Qty	Model
		Disc brake			
		Front axle			
1	944 351 085 00	Cover plate		2	
1	944 351 085 01	Cover plate		2	
2	N 012 234 5	Spring washer		6	
		B 7			
3	N 010 226 2	Hexagon-head bolt		6	
		M 7 X 10			
4	477 405 083 A	Brake disc		2	
4	477 405 083 D	Brake disc		2	
5	900 075 079 02	Hexagon-head bolt		10	
		M 8 X 22			
6	N 012 241 1	Spring washer		10	
		B 8			
7	900 076 025 02	Hexagon nut		10	
		M 8			
7	900 076 064 02	Hexagon nut		10	
		M 8			
8	944 351 429 00	Floating calliper	/L	1	
(8)	944 351 430 00	Floating calliper	/R	1	
9	900 028 014 02	Washer		4	
		B 12			
9	900 028 014 03	Washer		4	
		B 12			
10	N 040 108 1	Hexagon-head bolt		4	
		M 12 X 1,5 X 40			
11	431 615 169	Guide spring		2	
11	PCG 615 169	Guide spring		2	
12	944 351 957 00	Ventilation valve		2	
13	944 351 959 00	Dust boot		2	
14	928 351 935 00	Expanding spring		2	
15	928 351 936 00	Retaining pin		4	
16	928 351 955 00	Safety seal		2	
17	944 351 951 02	Brake pad repair set		1	
		without asbestos			
17	944 351 951 03	Brake pad repair set		1	
		without asbestos			
18	944 351 952 01	Mounting parts		1	
19	928 351 941 00	Gasket set		1	
20	000 043 117 00	Brake cylinder paste		X	
		1 50-g tube			
20	000 043 305 11	Brake cylinder paste		X	
		1 50-g tube			

Model: 924 86

Model life 1986>>1988





Model: 924 86

Model life 1986&gt;&gt;1988

Pos	Part Number	Description	Remark	Qty	Model
		Disc brake			
		Rear axle			
1	944 352 041 02	Brake disc		2	
2	N 033 167 1	Countersunk-head screw		2	
2	900 269 047 01	Countersunk-head screw		2	
3	944 352 429 00	Floating calliper	/L	1	
		without pad			
(3)	944 352 430 00	Floating calliper	/R	1	
		without pad			
4	944 352 951 02	Brake pad repair set		1	
		without asbestos			
4	928 352 951 02	Brake pad repair set		1	
		without asbestos			
4A	944 352 952 00	Mounting parts		1	
5	928 352 935 00	Expanding spring		2	
6	928 351 936 00	Retaining pin		4	
7	944 352 963 00	Safety seal		2	
8	928 352 941 00	Gasket set		2	
8A	000 043 117 00	Brake cylinder paste		X	
		1 50-g tube			
8A	000 043 305 11	Brake cylinder paste		X	
		1 50-g tube			
9	901 352 977 10	Bleeder valve		2	
10	901 351 927 10	Dust boot		2	
11	944 352 954 00	Guide spring	/R	1	
(11)	944 352 953 00	Guide spring	/L	1	
12	900 082 077 02	Hexagon-head bolt		4	
		M 12 X 1,5 X 37			
12	900 082 145 01	Hexagon-head bolt		4	
		M 12 X 1,5 X 37			
13	900 028 014 02	Washer		4	
13	900 028 014 03	Washer		4	
		Handbrake			
14	996 352 993 00	Repair kit		4	
		without asbestos			
(14)	997 352 993 02	Brake shoe		1	
		1 set			
		Only together with			
		Compression spring			
		996.352.741.00			
		Adjusting screw			
		993.352.071.00			
15	928 352 957 02	Compression spring		4	
(15)	996 352 741 00	Compression spring		4	
		Only together with			
		Repair kit			
		997.352.993.02			
16	911 352 944 00	Support bush		2	
17	911 352 098 00	Adjusting screw		2	
17	911 352 098 01	Adjusting screw		2	
18	951 352 454 00	Return spring		2	
18	996 352 723 00	Tension spring		2	
19	901 352 932 10	Return spring		2	
20	951 352 090 00	Expanding bow		2	
21	477 609 459	Bolt		2	
22	N 900 588 01	Lock		2	
23	951 352 807 00	Supporting plate		2	
24	964 352 801 00	Protective plate		2	
25	999 072 005 09	Hexagon nut		8	
		M 6 X 12			
25	999 072 005 01	Hexagon nut		8	
		M 6 X 12			
26	N 012 226 5	Spring washer		8	

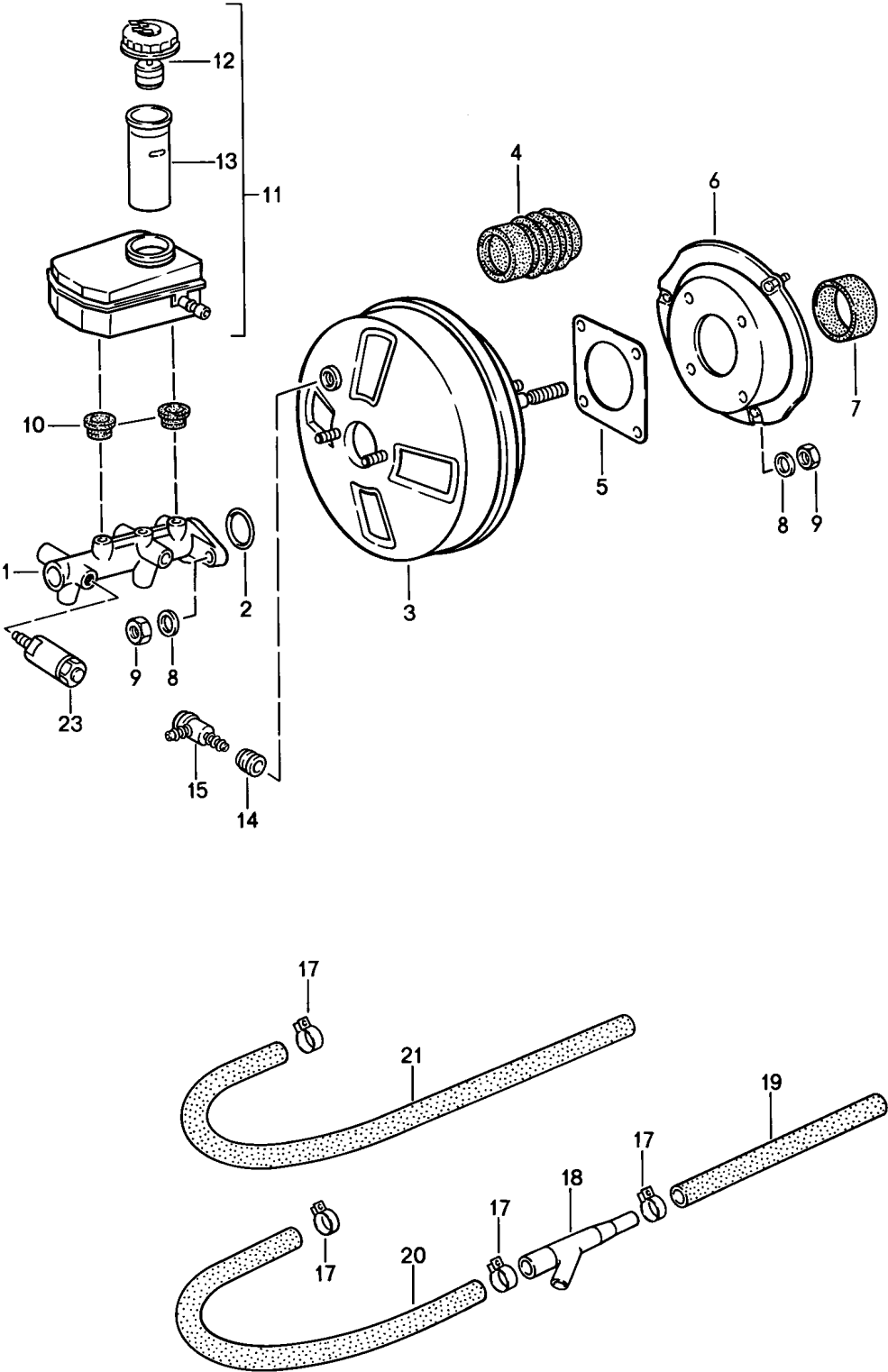
Model: 924 86

Model life 1986&gt;&gt;1988

Pos	Part Number	Description	Remark	Qty	Model
27	993 352 071 00	B 6 Adjusting screw Only together with Repair kit 997.352.993.02		2	
27	298 609 723	Adjusting screw Only together with Repair kit 997.352.993.02		2	

Model: 924 86

Model life 1986>>1988



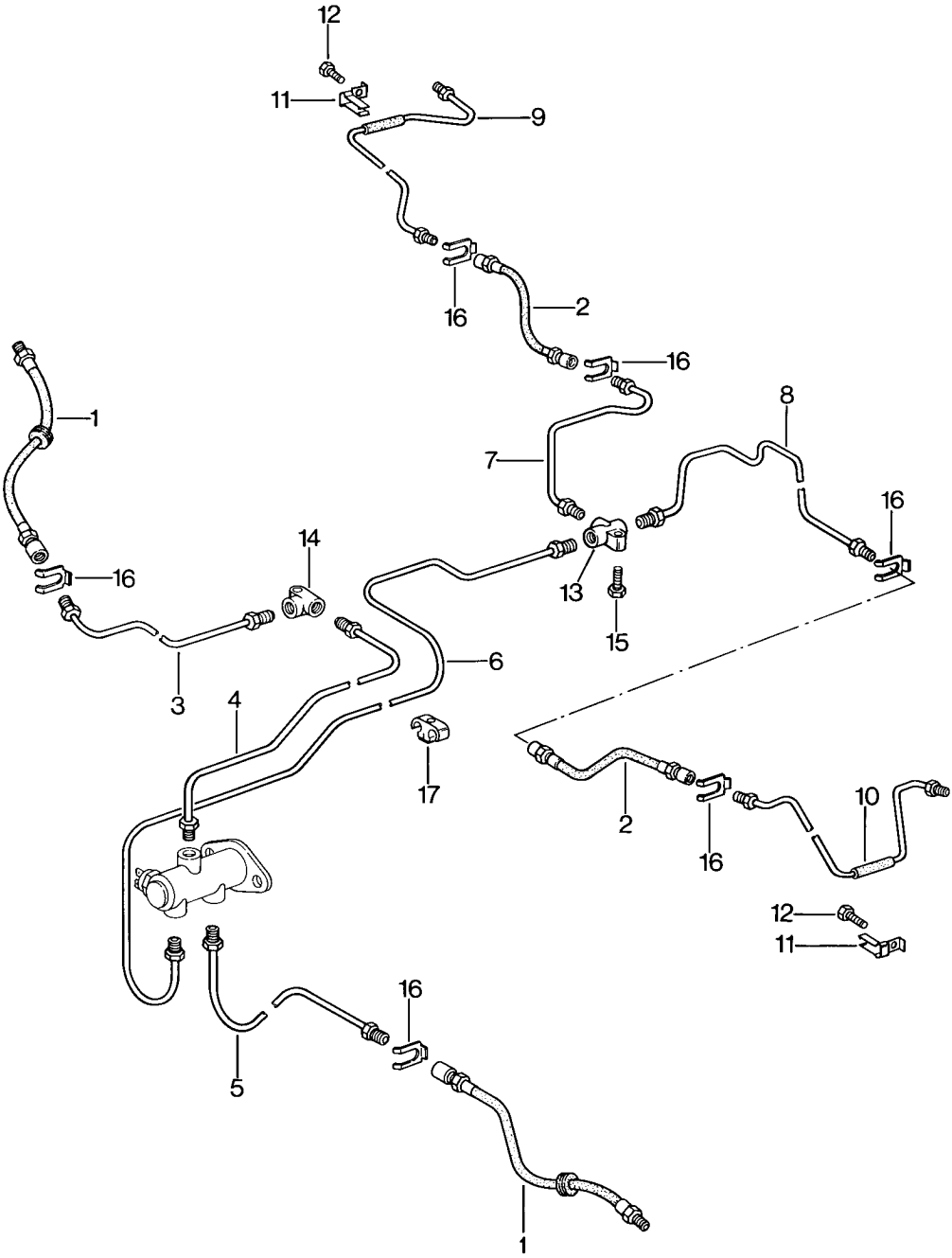
Model: 924 86

Model life 1986&gt;&gt;1988

Pos	Part Number	Description	Remark	Qty	Model
1	944 355 011 00	Brake master cylinder Brake booster Expansion tank Brake master cylinder - girling -		1	
2	251 611 243	Sealing ring		1	
3	944 355 023 00	Brake booster - girling -		1	
4	944 355 323 00	Bellows		1	
5	477 611 951	Gasket		1	
6	477 611 945 D	Intermediate piece		1	
7	477 611 969 D	Gasket		1	
8	900 025 007 02	Washer A 8,4		9	
8	900 025 007 03	Washer A 8,4		9	
9	900 076 025 02	Hexagon nut M 8		9	
9	900 076 064 02	Hexagon nut M 8		9	
10	911 355 922 00	Sealing plug		2	
11	477 611 303 B	Expansion tank		1	
12	477 611 351 B	Lid with float		1	
13	477 611 385 A	Restrictor bush		1	
14	911 355 921 00	Rubber seal		1	
14	955 355 921 00	Rubber seal		1	
15	191 611 933 F	Check valve		1	
(15)	477 611 933 A	Check valve		1	M573
17	999 512 346 00	Hose clamp		9	
18	067 133 753 A	Venturi tube		1	
18	067 133 753 B	Venturi tube		1	
-	999 239 011 40	Hose 12 X 19 140 MM		*	
19					
20	944 110 219 00	Moulded hose		1	
20	944 110 219 01	Moulded hose		1	AUT.
21	944 110 219 00	Moulded hose		1	

Model: 924 86

Model life 1986>>1988



Model: 924 86

Model life 1986&gt;&gt;1988

Pos	Part Number	Description	Remark	Qty	Model
		Brake lines			
1	477 611 071 B	Brake hose	/V	2	
1	477 611 071 F	Brake hose	/V	2	
2	944 355 081 01	Brake hose	/H	2	
3	477 611 724 A	Brake line	/R	1	
4	937 355 630 00	Brake line	/R	1	
5	944 355 029 01	Brake line	/L	1	
6	937 355 631 00	Brake line		1	
7	937 355 632 00	Brake line	/R	1	
7	937 355 632 01	Brake line	/R	1	
8	944 355 033 00	Brake line	/L	1	
9	951 355 036 02	Brake line	/R	1	
9	951 355 036 03	Brake line	/R	1	
10	951 355 035 02	Brake line	/L	1	
10	951 355 035 03	Brake line	/L	1	
11	477 611 783	Support		2	
12	N 010 210 13	Hexagon-head bolt		2	
13	914 355 667 00	Distributor		1	
14	901 355 615 00	Angled pipe		1	
14	901 355 615 01	Angled pipe		1	
15	N 011 116 5	Hexagon nut		1	
16	113 611 715 A	Brake hose bracket		6	
17	811 611 797	Clip		14	

Model: 924 86

Model life 1986>>1988



Model: 924 86

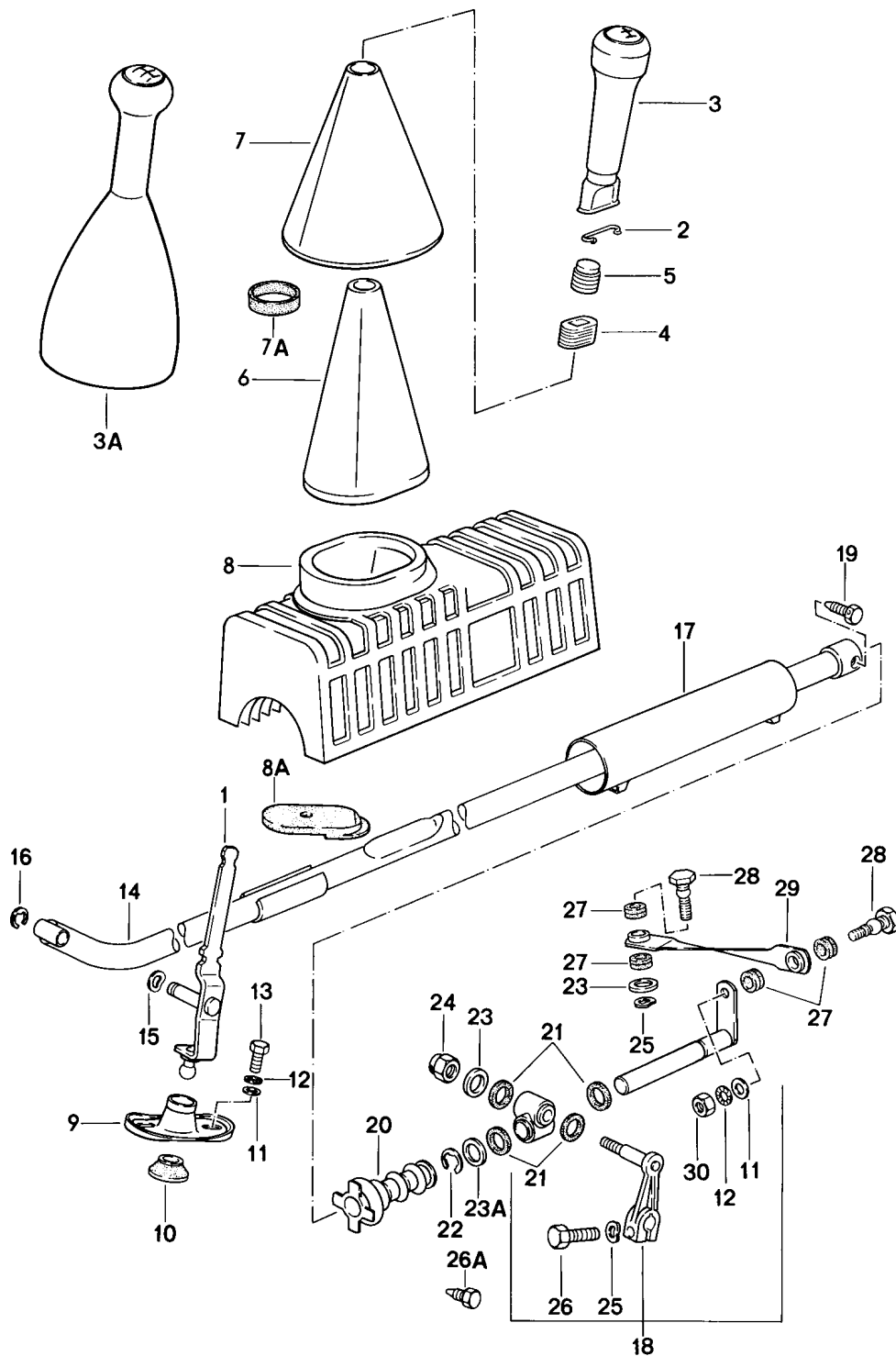
Model life 1986&gt;&gt;1988

Pos	Part Number	Description	Remark	Qty	Model
>>	944 351 951 02	Repair kits Brake pad repair set without asbestos Comprising: Brake pad	/V	1 4	
>>	944 351 951 03	Brake pad repair set without asbestos Comprising: Brake pad	/V	1 4	
>>	944 351 952 01	Mounting parts for Brake pad repair set Comprising: Expanding spring Retaining pin Safety seal	/V	1 2 4 2	
>>	928 351 941 00	Gasket set for Floating calliper Comprising: Sealing ring Clamping washer Protection cap	/V	2 1 1 1	
>>	944 352 951 02	Brake pad repair set without asbestos	/H	1	
>>	928 352 951 02	Brake pad repair set without asbestos	/H	1	
>>	944 352 952 00	Mounting parts for Brake pad repair set Comprising: Expanding spring Retaining pin Safety seal	/H	1 2 4 2	
>>	928 352 941 00	Gasket set for Floating calliper Comprising: Gasket Protection cap Clamping washer Slide	/H	2 1 1 1 2	
>>	944 355 011 01	Brake master cylinder for Brake master cylinder - girling -		1	
>>	944 355 911 01	Repair kit for Brake master cylinder - ate -		1	



Model: 924 86

Model life 1986>>1988



Model: 924 86

Model life 1986&gt;&gt;1988

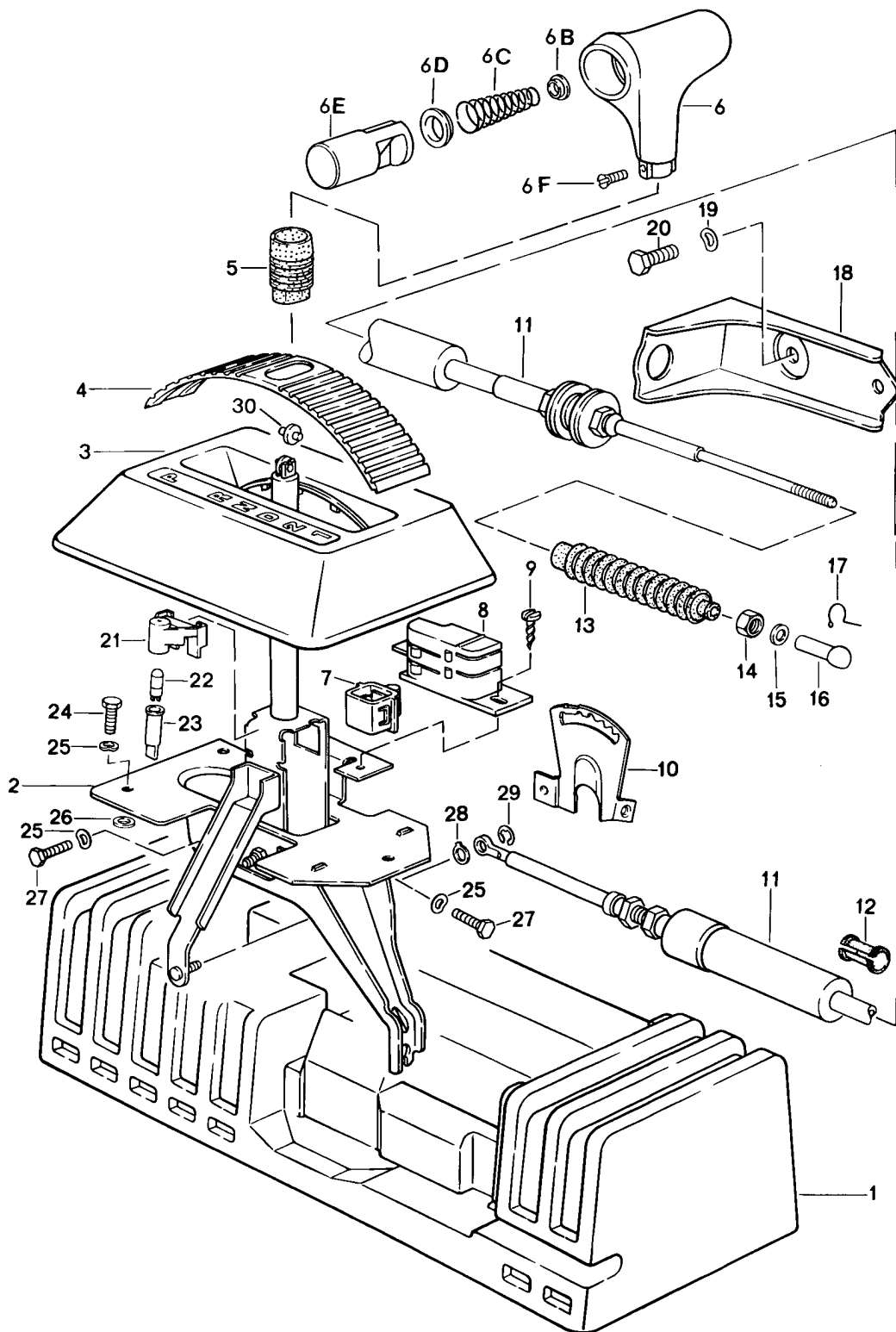
Pos	Part Number	Description	Remark	Qty	Model
		Shift mechanism for Manual transmission			
1	477 711 205 D	Gearshift lever		1	
2	477 711 269	Retainer spring		1	
3	477 711 289 A	Gearshift knob		1	
		Leatherette			
	477 711 289 A 01C	Black			
	477 711 289 A 89S	Brown			
3	477 711 289 B	Gearshift knob		1	016.8/9
		Leatherette			
	477 711 289 B 01C	Black			
3A	931 424 075 00	Gearshift knob		1	
		with			
		Boot			
		Leather			
	931 424 075 00 1AJ	Black			
	931 424 075 00 4RB	Brown			
4	477 711 219	Vibration damper		1	
(4)	931 424 111 00	Vibration damper		1	M416
5	477 711 217	Vibration damper		1	
(5)	931 424 110 00	Vibration damper		1	M416
6	477 711 270 B	Inner sleeve		1	
7	944 424 023 00	Boot		1	
	944 424 023 00 05T	Black			
	944 424 023 00 4RB	Brown			
7	944 424 023 01	Boot		1	
	944 424 023 01 05T	Black			
7A	477 711 257	Rubber ring		1	
8	477 711 239	Sound absorber		1	
9	944 424 229 00	Bearing bracket		1	
10	944 424 231 01	Bearing shell		1	
11	900 025 007 02	Washer		3	
		A 8,4			
11	900 025 007 03	Washer		3	
		A 8,4			
12	N 012 108 2	Serrated lock washer		3	
		8,4			
13	N 010 237 6	Hexagon-head bolt		2	
		M 8 X 12			
13	N 010 237 14	Hexagon-head bolt		2	
		M 8 X 12			
14	944 424 019 00	Gear shift rod		1	
15	900 028 005 02	Spring washer		1	
		A 10			
16	900 116 005 02	Lock washer		1	
17	477 711 285	Protective tube		1	
(18)	944 424 013 02	Intermediate shift lever		1	
19	823 711 833	Hexagon-head bolt		1	
20	477 711 159 B	Bellows		1	
21	477 711 149	Sealing ring		4	
22	N 012 415 1	Circlip		1	
		15 X 1			
23	311 827 181	Washer		2	
23A	477 711 139 A	Washer		1	
24	803 253 111	Lock nut		1	
		M 8			
25	N 012 241 11	Spring washer		2	
		B 8 X 15			
26A	443 711 189 A	Hexagon-head bolt		1	
27	477 711 155 A	Sealing ring		4	
28	477 711 147 A	Ball pin		2	
29	944 424 141 00	Joint rod		1	

Model life 1986&gt;&gt;1988

Pos	Part Number	Description	Remark	Qty	Model
30	N 011 008 8	Hexagon nut M 8		1	

Model: 924 86

Model life 1986>>1988



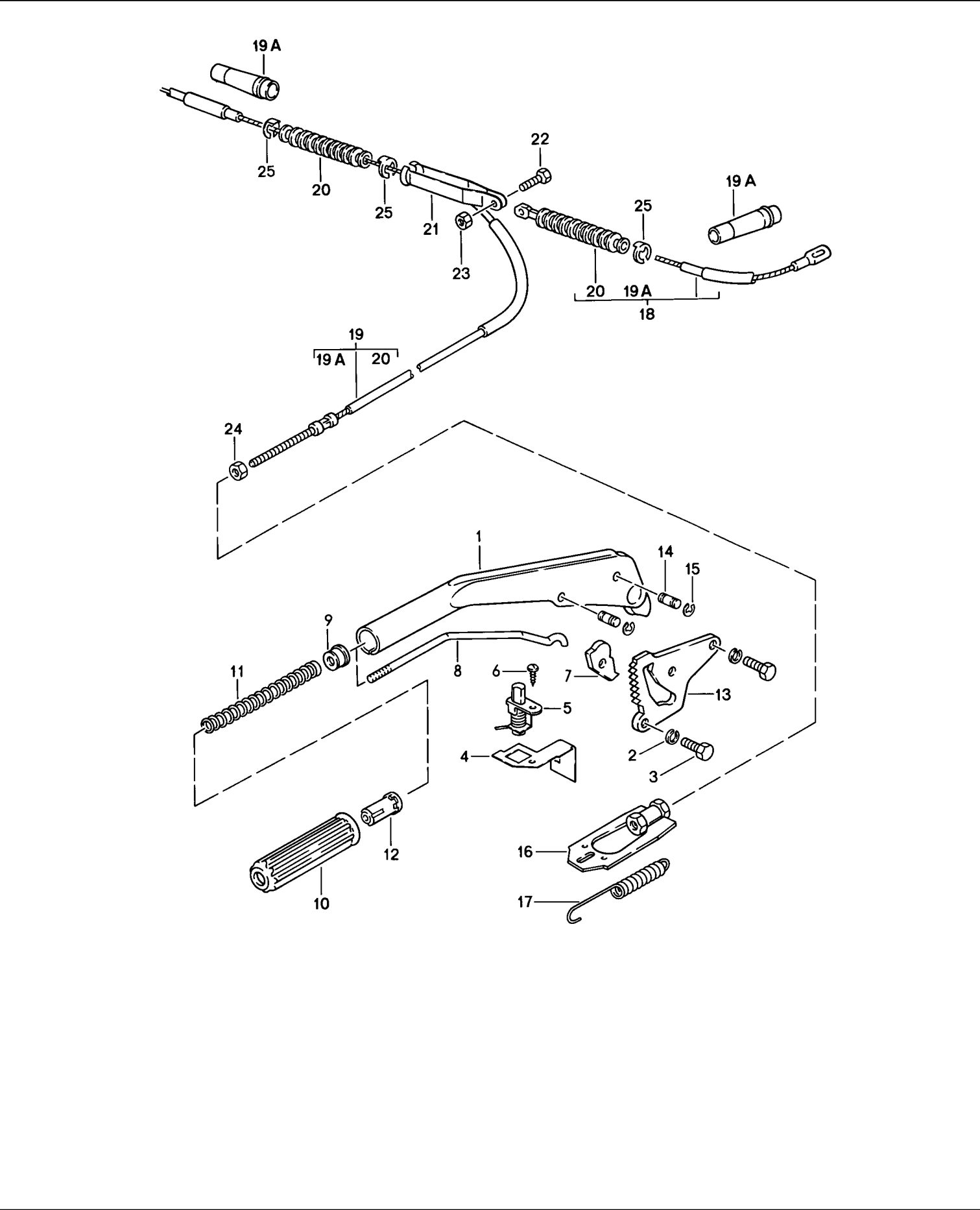
Model: 924 86

Model life 1986&gt;&gt;1988

Pos	Part Number	Description	Remark	Qty	Model
		Shift mechanism for Automatic transmission			
1	944 426 182 00	Sound absorber		1	
2	944 426 025 02	Shift mechanism		1	
3	477 713 111 A	Cover		1	
	477 713 111 A 1DB	Black			
	477 713 111 A 4RB	Brown			
4	477 713 277	Cover strip		1	
5	944 426 279 00	Cover		1	
	944 426 279 00 01C	Black			
	944 426 279 00 89S	Brown			
6	928 426 077 00	Selector knob		1	
	928 426 077 00 1AJ	Black			
	928 426 077 00 4RB	Brown			
6B	922 424 203 00	Concave washer		1	
6C	922 424 176 03	Compression spring		1	
6D	922 424 201 00	Concave washer		1	
6E	928 426 174 01	Key		1	
6F	N 033 165 1	Countersunk-head screw M 4 X 8		2	
7	171 927 145 A	Contacts		1	
8	311 927 147 B	Support for contact		1	
9	N 013 968 1	Oval-head sheetmetal screw B 4,8 X 13		2	
10	944 426 109 01	Detent		1	
11	477 713 265 C	Cable		1	
12	431 609 781	Protective tube		2	
13	477 609 715	Sealing sleeve		1	
14	N 011 005 14	Hexagon nut M 5		1	
14	900 076 091 01	Hexagon nut M 5		1	
15	N 011 665 3	Washer B 5,3		1	
15	N 011 665 16	Washer B 5,3		1	
16	911 423 147 00	Ball socket		1	
17	900 169 014 02	Securing clip		1	
17	900 169 014 01	Securing clip		1	
18	477 713 281 A	Retaining bracket		1	
19	900 027 015 02	Lock ring B 8		2	
19	900 027 015 03	Lock ring B 8		2	
20	900 075 085 02	Hexagon-head bolt M 8 X 20		2	
21	321 713 855 A	Bulb holder		1	
22	900 631 132 90	Bulb		1	
23	111 919 243	Bulb socket		1	
24	900 378 030 09	Hexagon-head bolt M 6 X 20		3	
25	N 012 226 5	Spring washer		5	
26	N 900 067 01	Washer 6,4		3	
27	N 010 215 13	Hexagon-head bolt M 6 X 15		2	
29	N 012 325 1	Lock washer		1	
30	321 713 137	Roller		1	

Model: 924 86

Model life 1986>>1988



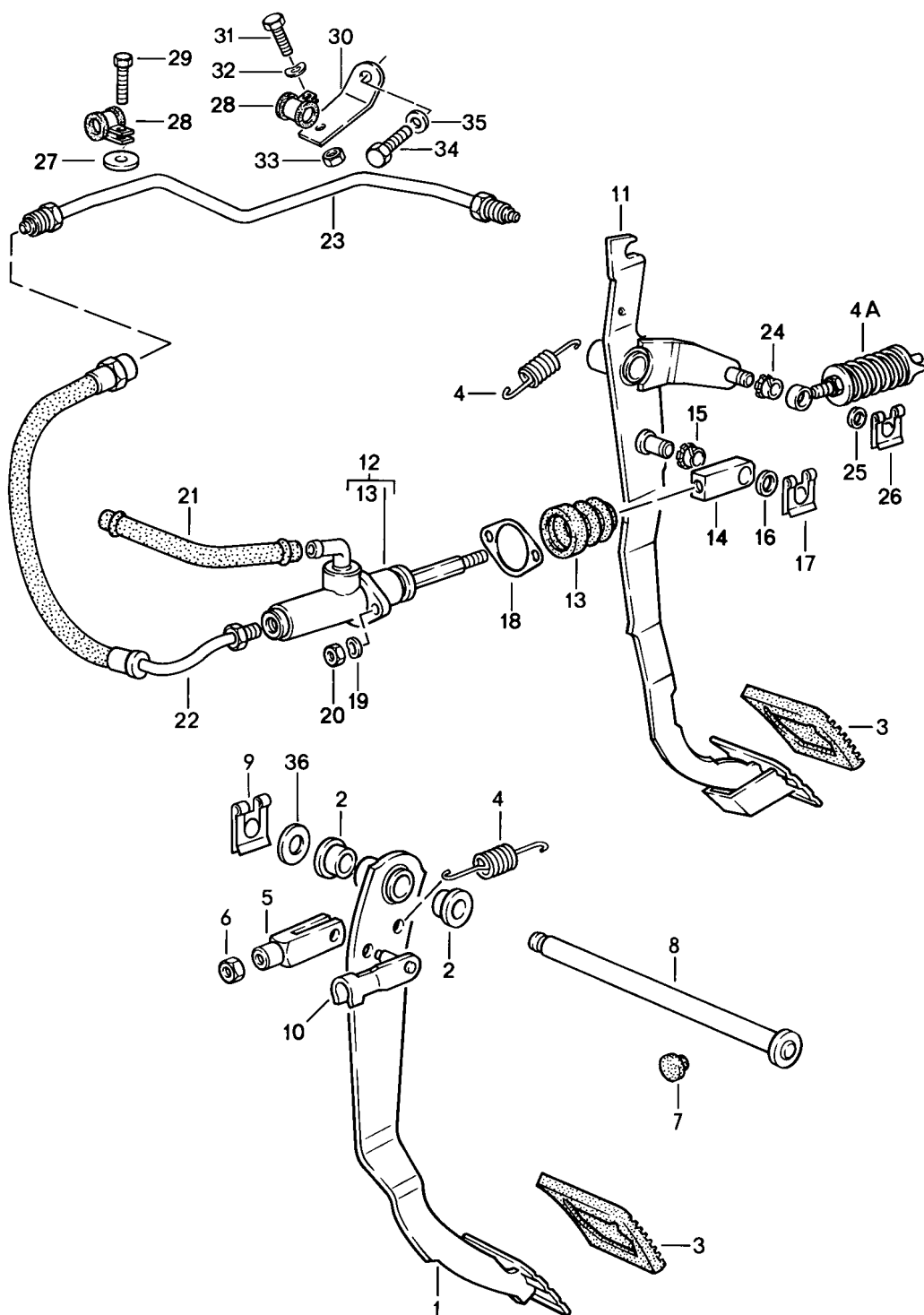
Model: 924 86

Model life 1986&gt;&gt;1988

Pos	Part Number	Description	Remark	Qty	Model
1	944 424 052 00	Parking-brake lever	/LL	1	
2	900 027 015 02	Parking-brake lever		2	
		Lock ring			
		B 8			
2	900 027 015 03	Lock ring		2	
		B 8			
3	N 010 239 11	Hexagon-head bolt		2	
		M 8 X 18			
3	N 010 239 30	Hexagon-head bolt		2	
		M 8 X 18			
4	477 711 317	Support		1	
5	968 613 601 00	Contact switch		1	
6	N 013 957 5	Oval-head sheetmetal screw		1	
		B 3,5 X 9,5			
7	823 711 321	Pawl		1	
8	481 711 325	Ratchet rod		1	
9	481 711 327	Spring sleeve		1	
10	839 711 327	Grip handle		1	
	839 711 327 041	Black			
11	191 711 329	Compression spring		1	
12	113 711 333 B	Push button		1	
	113 711 333 B 01C	Black			
	113 711 333 B 043	Brown			
13	944 424 252 00	Tooth sector		1	
14	251 711 341 A	Bearing pin		2	
15	900 116 005 02	Lock washer		4	
-	944 424 352 00	Bearing pin		1	
-	900 910 022 09	Lock nut		1	
		M 8			
-	900 910 022 03	Lock nut		1	
		M 8			
16	944 424 033 00	Turnbuckle		1	
17	944 424 537 00	Return spring		1	
18	951 424 071 02	Parking-brake cable		1	
		Short			
19	951 424 072 02	Parking-brake cable		1	
		Long			
19A	477 609 723	Guide tube		2	
19A	924 424 524 00	Guide tube		2	
20	477 609 715	Sealing sleeve		2	
21	477 711 965	Compensating bow		1	
22	900 378 030 09	Hexagon-head bolt		1	
		M 6 X 20			
23	900 910 012 02	Lock nut		1	
		M 6			
23	900 910 047 09	Lock nut		1	
		M 6			
24	900 076 010 02	Nut		1	
		M 6			
24	900 076 010 0B	Nut		1	
		M 6			
25	999 166 027 02	Circlip		3	
-	999 513 025 40	Tie-wrap		2	
		for			
		Parking-brake cable			

Model: 924 86

Model life 1986>>1988





Model: 924 86

Model life 1986&gt;&gt;1988

Pos	Part Number	Description	Remark	Qty	Model
		Brake			
		Clutch			
		Pedals			
		Left-hand drive			
1	944 423 051 00	Brake pedal		1	
(1)	477 723 141	Brake pedal		1	AUT.
2	443 721 153 A	Bearing sleeve		4	
3	321 721 173	Pedal cap		2	
(3)	827 723 173	Cap		1	AUT.
4	321 721 191	Return spring		2	
4A	477 721 353 A	Clutch power spring		1	
5	803 721 213	Clevis		1	
6	N 011 010 6	Hexagon nut		1	
		M 10			
6	N 101 552 10	Hexagon nut		1	
		M 10			
7	999 703 183 40	Buffer		1	
8	843 721 309	Bolt		1	
		12 X 185 X 180			
(8)	N 023 151 2	Bearing pin		1	AUT.
		12 X 144 X 139			
9	N 012 653 1	Lock washer		1	
10	N 023 476 1	Bolt		1	
		8 X 32			
11	944 423 937 01	Clutch pedal		1	
12	477 721 171	Clutch master cylinder		1	
13	928 423 908 00	Bellows		1	
14	928 423 517 00	Clevis		1	
15	999 924 002 40	Bush		1	
16	900 025 008 09	Washer		1	
		A 10,5			
16	900 025 008 04	Washer		1	
		A 10,5			
17	999 166 034 02	Sl-lock		1	
18	928 423 191 00	Gasket		1	
19	900 027 015 02	Lock ring		2	
		B 8			
19	900 027 015 03	Lock ring		2	
		B 8			
20	900 076 025 02	Hexagon nut		3	
		M 8			
20	900 076 064 02	Hexagon nut		3	
		M 8			
21	999 181 021 50	Hose		*	
		12,5 X 7,5			
		220 MM		1	
22	951 423 189 01	Clutch hose	86	1	
22	477 721 189 A	Clutch hose	87-	1	
22	477 721 189 B	Clutch hose	87-	1	
23	951 423 091 11	Clutch pipeline	86	1	
23	944 423 091 00	Clutch pipeline	87-	1	
24	999 924 001 40	Bearing sleeve		1	
25	900 025 007 02	Washer		1	
		A 8,4			
25	900 025 007 03	Washer		1	
		A 8,4			
26	N 900 470 01	Lock washer		1	
27	N 900 067 01	Washer		1	
		6,4			
28	N 020 680 1	Clip		1	
29	N 010 264 4	Hexagon-head bolt		1	
		M 5 X 20			
30	944 423 193 01	Support		1	

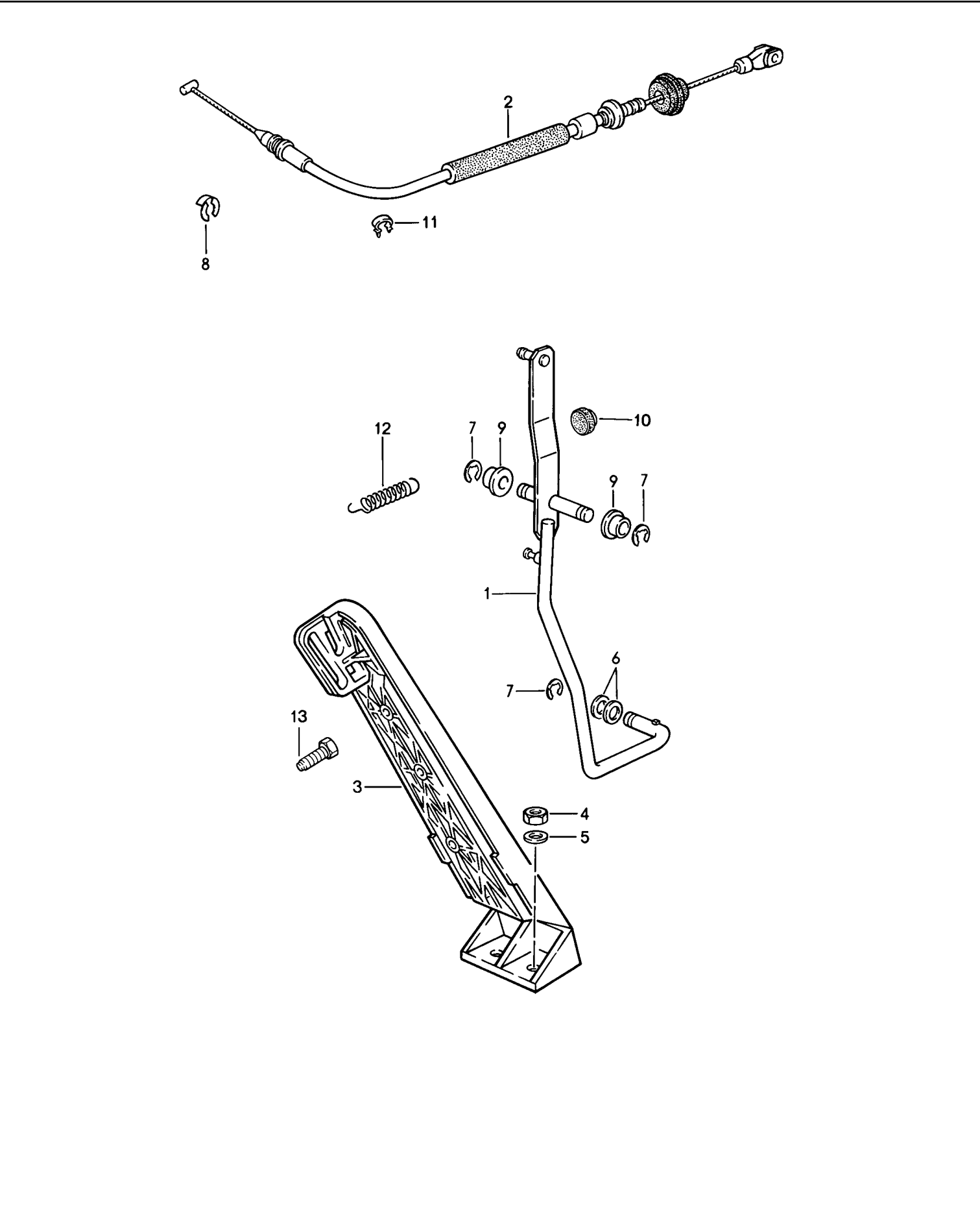
Model: 924 86

Model life 1986&gt;&gt;1988

Pos	Part Number	Description	Remark	Qty	Model
31	N 010 207 6	Hexagon-head bolt M 5 X 12		1	
31	N 010 207 17	Hexagon-head bolt M 5 X 12		1	
32	N 012 225 2	Spring washer B 5		1	
33	N 011 005 14	Hexagon nut M 5		1	
33	900 076 091 01	Hexagon nut M 5		1	
34	N 010 239 11	Hexagon-head bolt M 8 X 18		1	
34	N 010 239 30	Hexagon-head bolt M 8 X 18		1	
35	900 025 007 02	Washer A 8,4		1	
35	900 025 007 03	Washer A 8,4		1	
36	311 955 255	Washer		1	

Model: 924 86

Model life 1986>>1988



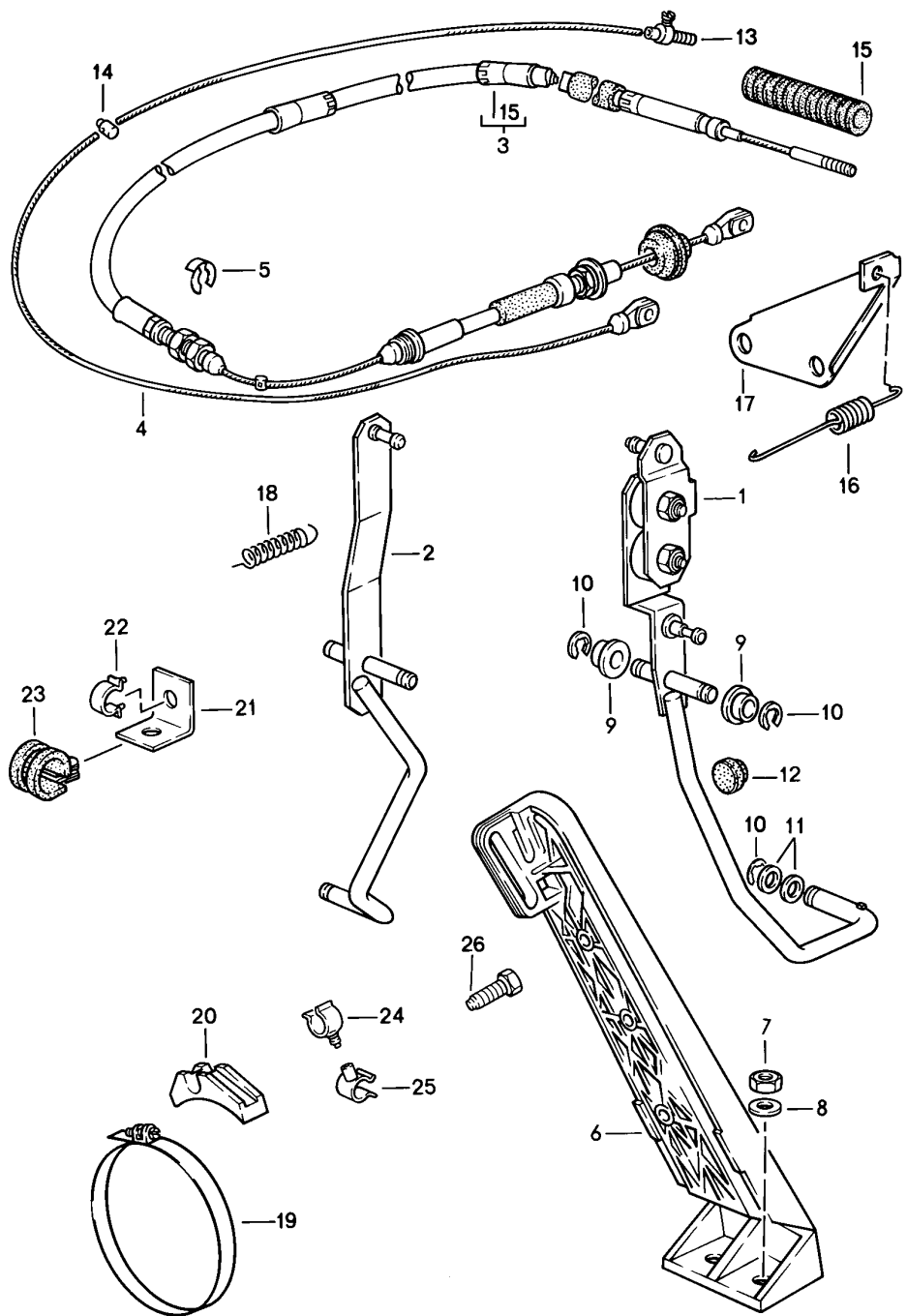
Model: 924 86

Model life 1986&gt;&gt;1988

Pos	Part Number	Description	Remark	Qty	Model
		Accelerator control for Manual transmission			
(1)	944 423 031 00	Accelerator pedal	/LL	1	M454
(1)	944 423 034 00	Accelerator control		1	
2	944 423 023 07	Accelerator cable	/LL	1	
3	827 723 511 A	Accelerator pedal		1	
3	827 723 511 B	Accelerator pedal		1	
4	900 076 010 02	Nut M 6		2	
4	900 076 010 0B	Nut M 6		2	
5	803 817 121	Washer		2	
6	900 025 038 40	Washer		2	
7	N 012 436 2	Lock washer		3	
8	N 012 323 1	Lock washer		1	
9	477 721 543	Bearing sleeve		2	
10	999 703 183 40	Buffer		1	
12	944 423 831 00	Spring		1	
13	944 423 731 00	Adjusting screw		1	

Model: 924 86

Model life 1986>>1988



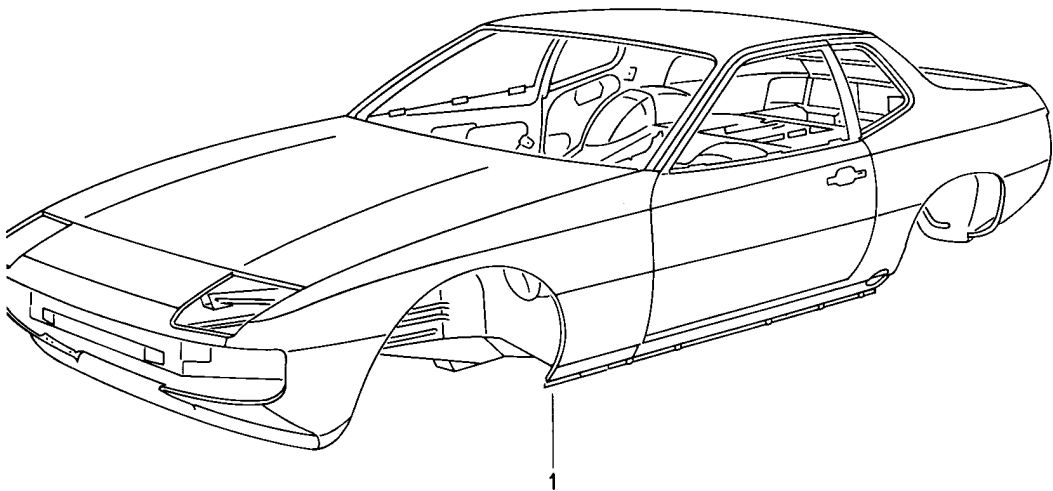
Model: 924 86

Model life 1986&gt;&gt;1988

Pos	Part Number	Description	Remark	Qty	Model
		Accelerator control for Automatic transmission			
1	944 423 033 00	Accelerator pedal	/LL	1	
3	944 423 071 07	Cable	/LL	1	
4	944 423 973 02	Cable	/LL	1	
5	N 012 323 1	Lock washer		1	
6	827 723 511 A	Accelerator pedal		1	
6	827 723 511 B	Accelerator pedal		1	
7	900 076 010 02	Nut		2	
		M 6		1	
7	900 076 010 0B	Nut		2	
		M 6		1	
8	803 817 121	Washer		2	
9	477 721 543	Bearing sleeve		2	
10	N 012 436 2	Lock washer		3	
11	900 025 038 40	Washer		2	
12	999 703 183 40	Buffer		1	
13	477 723 601	Nipple		1	
14	477 723 611	Nipple		1	
15	311 713 269 A	Bellows		1	
16	477 723 563 C	Tension spring		1	
17	944 423 141 00	Support		1	
18	944 423 833 00	Spring		1	
19	999 512 350 02	Hose clamp		1	
20	477 723 567	Support		1	
21	477 971 881 A	Retaining bracket		1	
22	477 971 851	Cable clip		1	
23	999 511 116 02	Clamp		X	
23	999 511 116 03	Clamp		X	
24	999 591 573 40	Hose holder		3	
25	999 591 572 40	Hose holder		3	
26	944 423 731 00	Adjusting screw		1	

Model: 924 86

Model life 1986>>1988



1

Model: 924 86

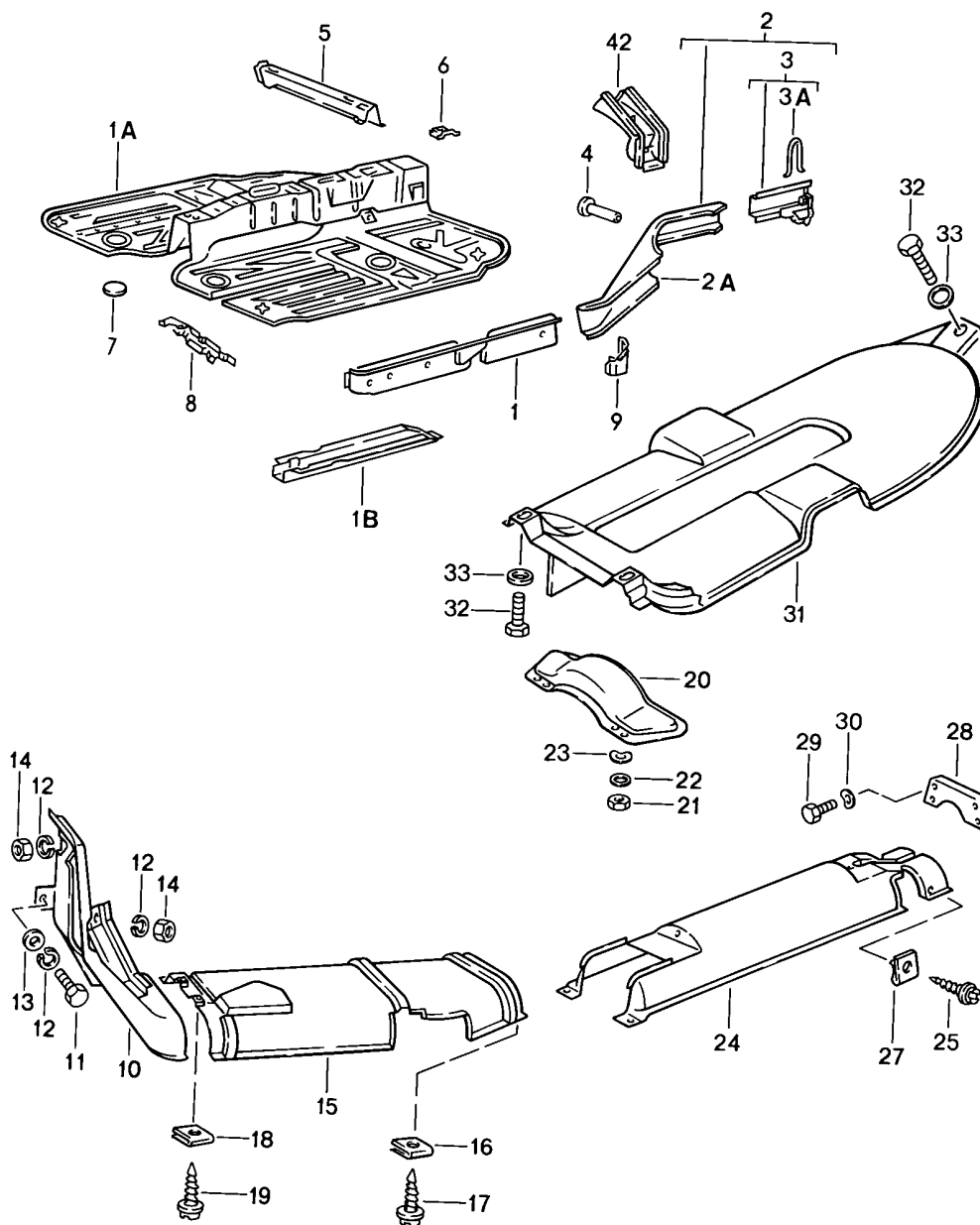
Model life 1986&gt;&gt;1988

Pos	Part Number	Description	Remark	Qty	Model
		Body in white Prime coated Sealed Sprayed with filler with Underbody protection Bodyshells can only only available from current Model year available			
(1)	477 800 403 AR	Body in white		1	
(1)	477 800 403 AS	Body in white		1	M650



Model: 924 86

Model life 1986&gt;&gt;1988



Model: 924 86

Model life 1986&gt;&gt;1988

Pos	Part Number	Description	Remark	Qty	Model
		Side member			
		Heat shield			
1	477 803 103 B	Side member	/L	1	
(1)	478 803 104 B	Side member	/R	1	
-	803 803 583	Rubber sleeve		X	
-	999 703 195 40	Rubber sleeve		X	
-	803 803 583 A	Stopper		X	
-	999 703 196 40	Lid		X	
1A	944 501 501 00	Floor section		1	
1B	477 803 283	Side member		2	
2	951 501 105 00	Side member	/L	1	
2		Side member	/L	1	
	951 501 105 00 GRV	Prime coated			
(2)	951 501 106 00	Side member	/R	1	
(2)		Side member	/R	1	
		Right			
	951 501 106 00 GRV	Prime coated			
2A	951 501 115 00	Side member	/L	1	
2A	944 501 115 00	Side member	/L	1	
	944 501 115 00 GRV	Prime coated			
(2A)	951 501 116 00	Side member	/R	1	
(2A)	944 501 116 00	Side member	/R	1	
	944 501 116 00 GRV	Prime coated			
3	477 803 125 A	End piece	/L	1	
(3)	944 502 066 02	End piece	/R	1	
3A	477 803 129	Retaining bow		2	
4	477 803 145	Bush		2	
5	477 803 231	Cross member	/V /L	1	
(5)	477 803 232	Cross member	/V /R	1	
6	477 803 241	Bracket	/H	4	
		Front seat			
7	411 803 595	Lid		2	
		136 MM \$			
8	477 803 729	Foot support	/LL	1	
9	477 803 871 A	Jacking point	/L	1	
(9)	477 803 872 A	Jacking point	/R	1	
10	477 809 214 A	Separator		1	
11	999 072 005 09	Hexagon nut		1	
		M 6 X 12			
11	999 072 005 01	Hexagon nut		1	
		M 6 X 12			
12	N 012 006 4	Lock ring		3	
		B 6			
13	N 011 524 7	Washer		1	
		A 6,4			
13	N 011 524 27	Washer		1	
		A 6,4			
14	900 076 010 02	Nut		2	
		M 6			
14	900 076 010 0B	Nut		2	
		M 6			
15	477 803 387 B	Heat shield		1	
16	999 591 485 02	Speed nut		2	
		BG 4,8			
17	N 090 239 1	Combination screw		2	
		B 4,8 X 13			
18	999 591 485 02	Speed nut		2	
		BG 4,8			
19	N 090 239 1	Combination screw		2	
		B 4,8 X 13			
20	477 803 253	Transverse strut		1	
21	N 011 008 8	Hexagon nut		4	
		M 8			

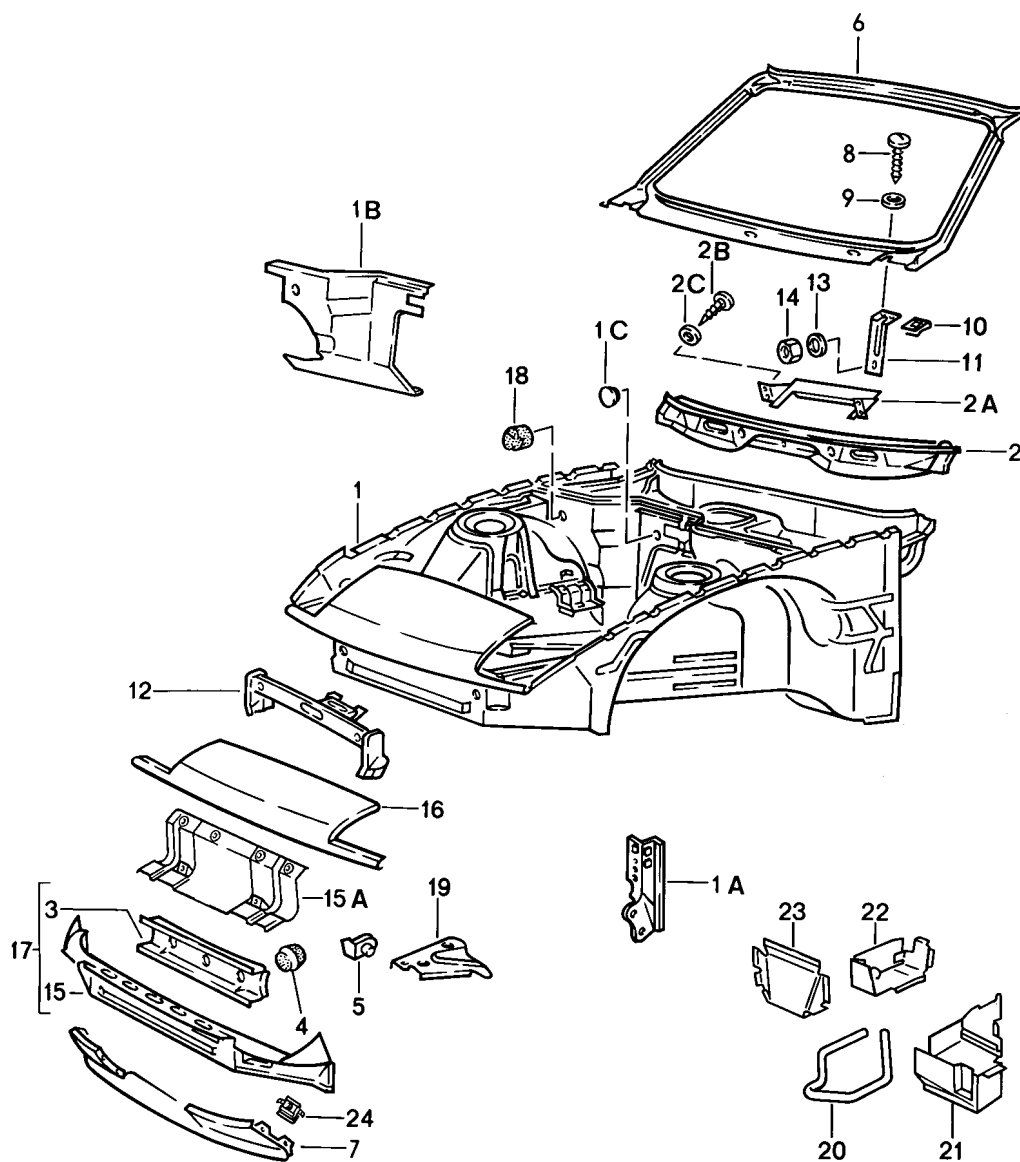
Model: 924 86

Model life 1986&gt;&gt;1988

Pos	Part Number	Description	Remark	Qty	Model
22	900 025 007 02	Washer A 8,4		4	
22	900 025 007 03	Washer A 8,4		4	
23	900 027 015 02	Lock ring B 8		4	
23	900 027 015 03	Lock ring B 8		4	
24	951 504 869 00	Cover plate		1	
25	N 090 239 1	Combination screw B 4,8 X 13		2	
27	999 591 485 02	Speed nut BG 4,8		2	
28	477 803 291	Transverse strut		2	
29	N 010 237 6	Hexagon-head bolt M 8 X 12		8	
29	N 010 237 14	Hexagon-head bolt M 8 X 12		8	
30	N 012 229 3	Spring washer A 8		8	
31	944 503 139 00	Heat shield	-87	1	
31		Heat shield	88	1	M249
(31)	944 504 093 00	Heat shield	88	1	
32	999 072 005 09	Hexagon nut M 6 X 12		3	
32	999 072 005 01	Hexagon nut M 6 X 12		3	
33	N 011 666 7	Washer 6,4		3	
42	944 201 045 00	Cover		1	

Model: 924 86

Model life 1986>>1988



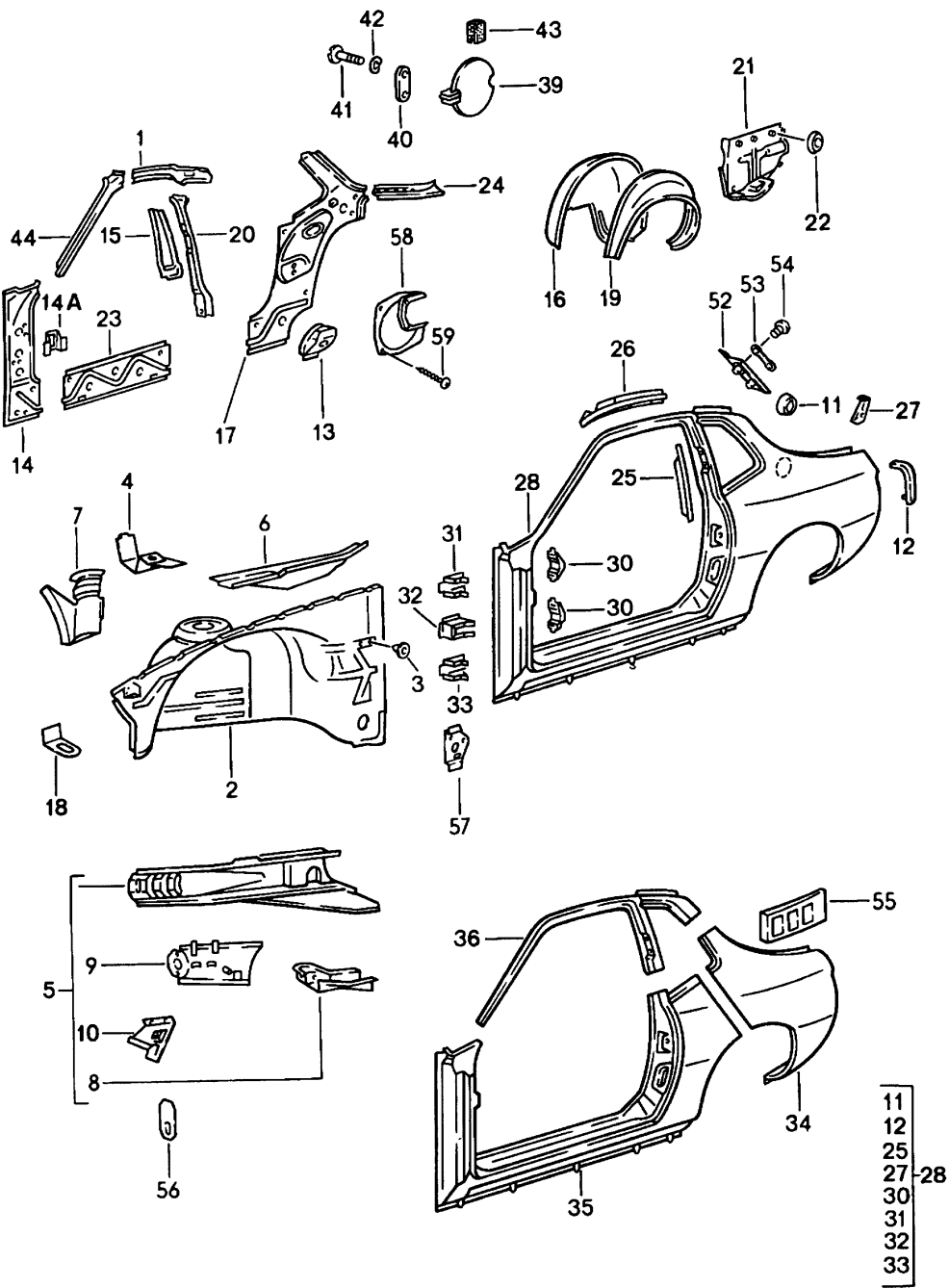
Model: 924 86

Model life 1986&gt;&gt;1988

Pos	Part Number	Description	Remark	Qty	Model
1	944 501 011 14	Body front section		1	
1A	477 805 057 A	Body front section	/LL	1	
(1A)	477 805 058 A	Reinforcement	/L	1	
(1B)	944 502 021 01	Reinforcement	/R	1	
1B	944 502 022 01	Cross panel	/L	1	
-	111 971 911 A	Cross panel	/R	1	
2	944 502 079 00	Grommet		1	
2A	944 572 377 00	Cross member	/LL	1	
2B	N 013 883 3	Bracket		1	
2C	900 025 003 02	Tapping screw		4	
		Washer		4	
		A 5,3 X 10			
3	944 502 077 00	Cross member		1	
4	803 803 583	Rubber sleeve		3	
4	999 703 195 40	Rubber sleeve		3	
5	951 503 069 00	Bracket	/L	1	
(5)	951 503 070 00	Bracket	/R	1	
6	477 805 571 C	Windscreen frame		1	
(7)	944 503 035 01	Spoiler		1	
8	900 143 046 07	Tapping screw		4	
		B 4,8 X 16			
9	900 025 003 02	Washer		4	
		A 5,3			
10	N 015 458 1	Speed nut		4	
		4,8 X 14,8			
11	477 805 592	Cowl panel support		2	
12	944 501 025 00	Lock carrier		1	
13	N 011 612 3	Washer		2	
13	N 011 612 C	Washer		2	
14	900 910 012 02	Lock nut		2	
		M 6			
14	900 910 047 09	Lock nut		2	
		M 6			
15	944 503 043 01	End plate		1	
		Lower			
15A	944 575 021 00	Air guide		1	
16	944 503 033 02	End plate		1	
		Upper			
17	944 502 051 03	Filler plate		1	
18	477 805 667	Water drain valve		2	
19	477 805 699	Corner plate	/L	1	
(19)	477 805 699 A	Corner plate	/L	1	M573
-	477 805 693	Support		1	
		Horn			
20	477 809 525 A	Towing lug		1	
21	477 809 244 A	Support		1	
22	477 809 246	Support		1	
23	477 809 248	Support		1	
24	999 507 336 02	Captive nut		4	
		M 6			

Model: 924 86

Model life 1986>>1988



Model: 924 86

Model life 1986&gt;&gt;1988

Pos	Part Number	Description	Remark	Qty	Model
1	477 809 037	Side section Separator	/L	1	M650
(1)		Inner Separator	/L	1	
(1)	477 809 038	Inner Separator	/R	1	
-	311 881 945 A	Inner Stopper		3	
2	944 501 901 03	Wheel housing Complete	/L	1	
(2)	944 501 902 02	Wheel housing Complete	/R	1	
(2)	944 501 101 02	Wheel housing Sub-part	/L	1	
(2)	477 809 108 C	Wheel housing Sub-part	/R	1	
-	999 703 103 40	Stopper		2	
3	N 020 025 1	Stopper		X	
(3)	999 703 179 40	Stopper		X	
4	944 501 094 00	Support Ignition coil		1	
(5)	944 501 017 00	Side member	/L	1	
(5)	944 501 018 00	Side member	/R	1	
6	944 502 119 02	Side member Upper left	/LL	1	
(6)	944 502 120 02	Side member Upper right	/LL	1	
7	944 501 292 00	Support Expansion tank		1	
8	951 501 165 00	Closing element	/L	1	
(8)	951 501 166 00	Closing element	/R	1	
9	944 501 081 00	Filler plate	/L	1	
(9)	944 501 082 00	Filler plate	/R	1	
10	944 501 065 00	Separator	/L	1	
(10)	944 501 066 00	Separator	/R	1	
11	477 809 040	Pot Tank filler neck		1	
12	477 809 375 A	Support	/L	1	
(12)	477 809 376 A	Bracket for light	/R	1	
13	477 809 387 A	Corner plate	/L	1	
(13)	477 809 388 A	Corner plate	/R	1	
14	477 809 393 A	Hinge pillar Use also:	/L	1	
(14)	477 809 394 A	POS. 14 A Hinge pillar	/LL /R	1	
14A	944 502 373 00	Mounting Switch Rear lid release		1	
15	477 809 397	Centre pillar	/L	1	
(15)	477 809 398	Centre pillar	/R	1	
16	944 501 043 00	Wheel housing Inner	/L	1	
(16)	944 501 044 00	Wheel housing Inner	/R	1	
17	944 502 901 04	Side section Inner Use also:	/L	1	
-	944 503 165 01	Support		1	
-	944 503 171 00	Support for spare wheel 1X POS. 58 3X POS. 59		2	
(17)	944 502 902 04	Side section	/R	1	

Model: 924 86 Model life 1986&gt;&gt;1988

Pos	Part Number	Description	Remark	Qty	Model
		Inner			
		Use also:			
		1X POS. 58			
		3X POS. 59			
18	944 503 516 00	Fastening angle		1	
19	477 809 411 B	Wheel housing	/L	1	
		Outer			
(19)	477 809 412 B	Wheel housing	/R	1	
		Outer			
20	944 502 049 00	Reinforcement	/L	1	
		Centre pillar			
(20)	944 502 050 00	Reinforcement	/R	1	
		Centre pillar			
21	944 502 025 00	Filler plate	/L	1	
		Inner			
21	944 502 025 02	Side section	/L	1	
		Inner			
		Left			
	944 502 025 02 GRV	Prime coated			
(21)	944 502 026 01	Side section	/R	1	
		Inner			
(21)	944 502 026 03	Side section	/R	1	
		Inner			
		Right			
	944 502 026 03 GRV	Prime coated			
22	803 803 583	Rubber sleeve		X	
22	999 703 195 40	Rubber sleeve		X	
(22)	021 119 569	Rubber sleeve		X	M650
23	477 809 433	Separator		2	
		Lower			
23	477 809 433 00	Separator		2	
		Lower			
24	944 502 439 00	Reinforcement	/L	1	
24		Reinforcement	/L	1	
(24)	477 809 440	Reinforcement	/R	1	
25	477 809 445	Reinforcement	/L	1	
(25)	477 809 446	Reinforcement	/R	1	
26	477 809 585	End piece	/L	1	
		Roof frame			
(26)	477 809 586	End piece	/R	1	
		Roof frame			
27	477 809 617	Retaining bracket	/L	1	
		Rear lid			
(27)	477 809 618	Retaining bracket	/R	1	
		Rear lid			
(28)	477 809 601 BH	Side section	/L	1	
		Outer			
(28)	477 809 602 BH	Side section	/R	1	
		Outer			
30	477 809 653	Bearing bracket		4	
31	477 809 655	Hinge reinforcement		2	
		Upper			
32	477 809 625	Reinforcement		2	
		Bearing bracket			
33	477 809 621	Hinge reinforcement	/L	1	
		Lower			
(33)	477 809 622	Hinge reinforcement	/R	1	
		Lower			
(34)	477 809 843 G	Sub-part	/L (CDN) (USA)	1	
		Wing			
(34)	477 809 844 G	Sub-part	/R (CDN) (USA)	1	



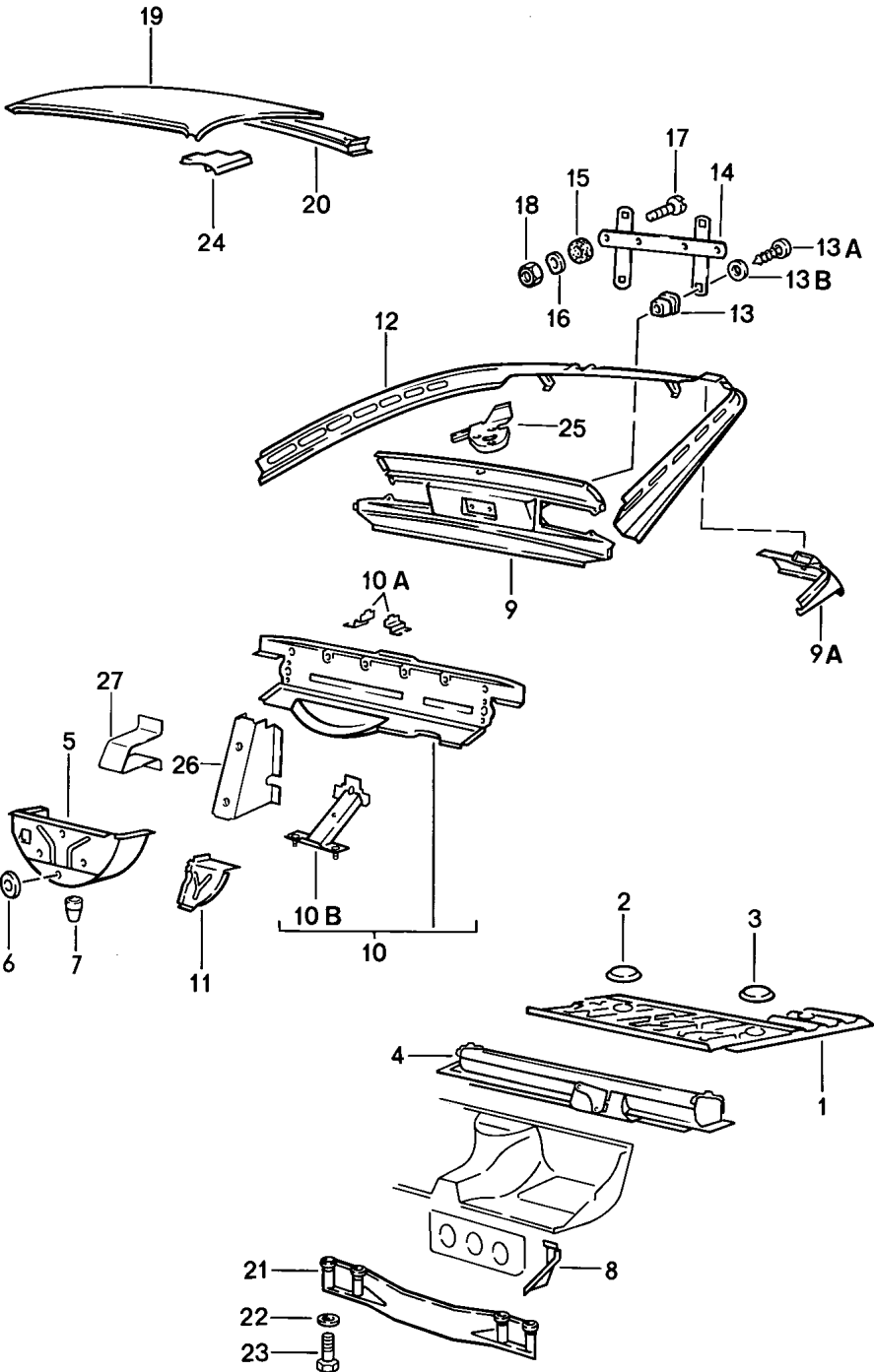
Model: 924 86

Model life 1986&gt;&gt;1988

Pos	Part Number	Description	Remark	Qty	Model
35	477 809 847 B	Wing Side member section	/L	1	
(35)	477 809 848 B	Side member section	/R	1	
36	477 809 849 A	Sub-part	/L	1	
		Roof pillar			
(36)	477 809 850 A	Sub-part	/R	1	
		Roof pillar			
39	477 853 095 A	Flap		1	
40	477 853 403	Desk pad		X	
41	900 146 003 02	Oval-head screw M 5 X 11		2	
42	N 012 222 4	Spring washer B 5		2	
(43)	931 504 397 00	Stop Rubber		1	
44	944 502 041 00	Side section	/L	1	
		Inner			
(44)	944 502 042 00	Side section	/R	1	
		Inner			
52	477 809 097	Reinforcement	/L	1	
(52)	477 809 098	Reinforcement	/R	1	
53	928 504 355 02	Gasket		4	
54	999 015 005 07	Half-round screw		4	
55	944 555 275 01	Filler piece	/L	1	
56	477 809 035	Support		1	
		Water reservoir			
57	944 502 071 00	Mounting		1	
58	944 504 621 00	Adapter	/L	1	
		for			
		Loudspeaker			
(58)	944 504 622 00	Adapter	/R	1	
		for			
		Loudspeaker			
59	N 090 114 1	Tapping screw B 3,9 X 9,5		8	

Model: 924 86

Model life 1986>>1988



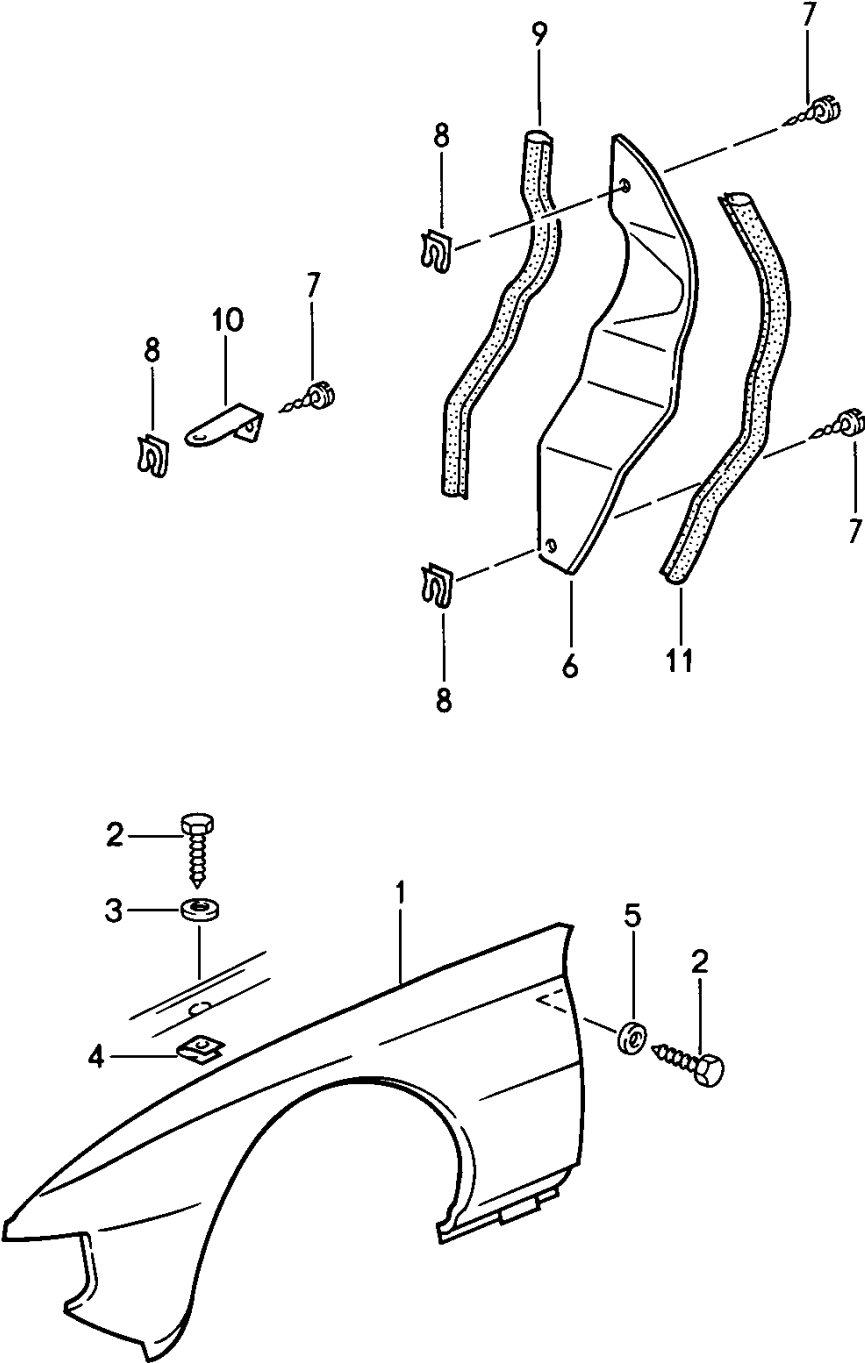
Model: 924 86

Model life 1986&gt;&gt;1988

Pos	Part Number	Description	Remark	Qty	Model
		Transmission carrier			
		Boot floor plate			
		Roof			
1	944 501 075 00	Floorpan		1	
2	477 803 581	Lid		1	
		Tank gauge			
3	411 803 595	Lid		1	
		136 MM \$			
4	944 501 073 00	Transmission carrier		1	
5	477 813 131	Spare-wheel well	/V	1	
6	803 803 583	Rubber sleeve		3	
6	999 703 195 40	Rubber sleeve		3	
7	111 701 309	Water drain sleeve		1	
8	477 813 145 B	Corner plate	/L	1	
(8)	477 813 146 B	Corner plate	/R	1	
9	944 503 037 01	End plate		1	
9A	944 502 345 01	Reinforcement	/L	1	
(9A)	944 502 346 01	Reinforcement	/R		
10	944 503 901 01	End plate		1	
		Use also:			
		999.703.173.40		1	
-	999 703 179 40	Stopper	/H	1	
10A	477 813 169	Fastening angle	/L	1	
(10A)	477 813 170	Fastening angle	/R	1	
10B	944 502 091 00	Support		1	
		Rear muffler			
11	477 813 309	Corner panel	/L	1	
(11)	944 502 210 00	Corner panel	/R	1	
12	944 502 035 02	Lock carrier	/H	1	
-	951 512 447 00	Reinforcement plate		2	
		Lock carrier			
(14)	911 701 121 03	Support		1	
15	803 011 243	Rubber washer		2	
16	N 012 226 5	Spring washer		2	
		A 6			
17	N 100 457 01	Countersunk-head screw		2	
		M 5 X 25			
18	900 910 009 02	Lock nut		2	
		M 5			
18	900 084 026 01	Lock nut		2	
		M 5			
18A	211 611 483	Dust boot		1	
19	944 503 912 00	Roof		1	M650
		F >>92HN4 50198			
(19)	944 503 912 03	Roof		1	M650
		F 92HN4 50199>>			
19	944 503 912 02	Roof		1	
19		Roof		1	
21	477 813 285	Transverse strut		1	
		Seat well			
22	900 074 181 02	Screw		4	
		M 10 X 95			
23	900 025 008 09	Washer		4	
		10,5			
23	900 025 008 04	Washer		4	
		10,5			
24	477 817 033	Reinforcement plate	/L /V	1	
(24)	477 817 034	Reinforcement	/R /V	1	
25	944 501 207 01	Retaining bracket		1	
		Electric motor			
26	944 503 165 01	Support		1	
27	944 503 171 00	Support for spare wheel		2	

Model: 924 86

Model life 1986>>1988



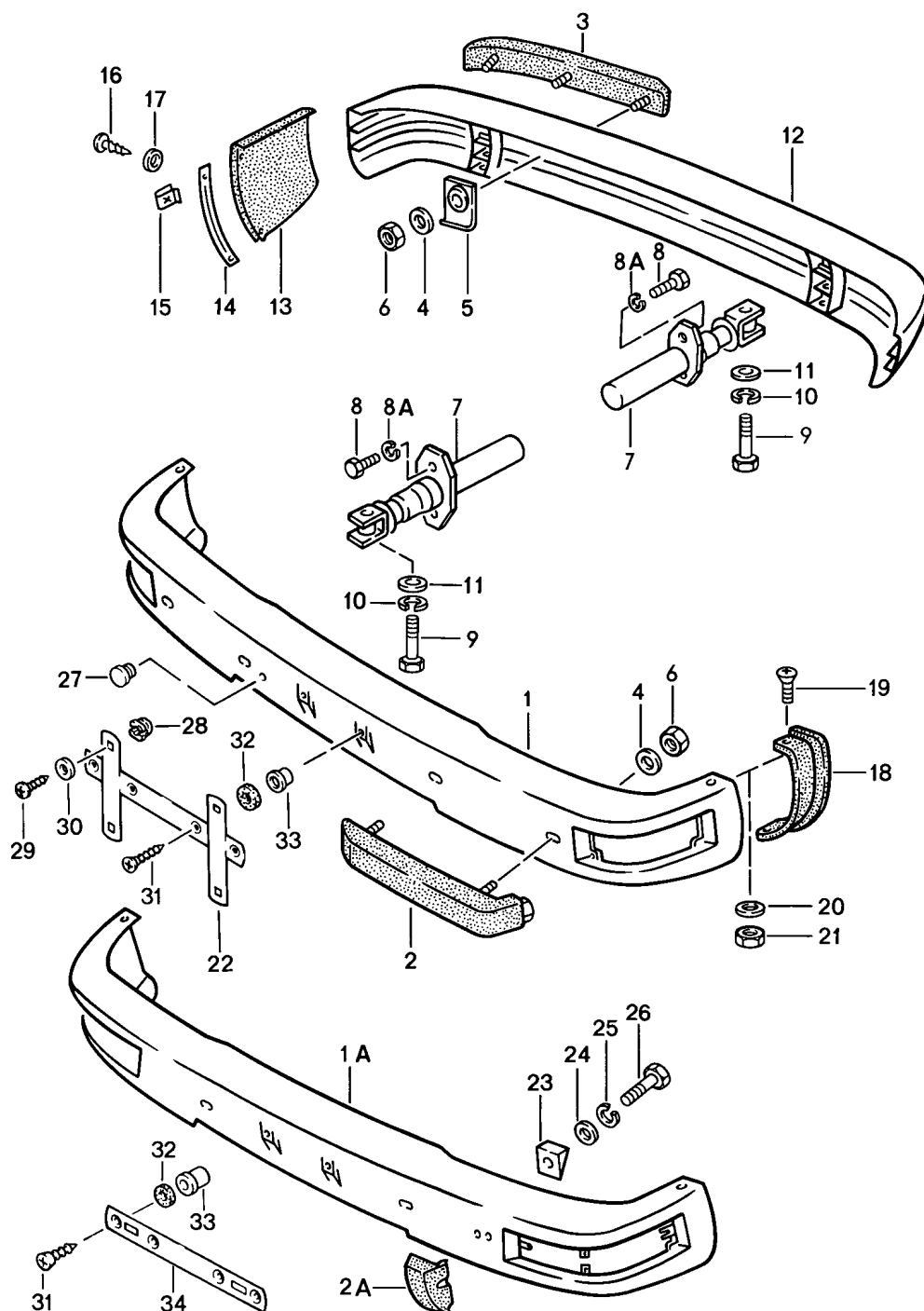
Model: 924 86

Model life 1986&gt;&gt;1988

Pos	Part Number	Description	Remark	Qty	Model
1	477 821 021 Q	Wing	/L	1	
(1)	477 821 022 Q	Wing	/R	1	
(1)	477 821 022 M	Wing	/R	1	
		RDW			
		It is necessary to rework			
2	N 090 172 1	Combination screw		44	
(2)	N 013 891 1	Hexagon-head tapping screw		4	
		B 6,3 X 19			
4	999 507 003 02	Speed nut		26	
		B 6,3 X 17			
4	999 507 003 01	Speed nut		26	
		B 6,3 X 17			
5	N 011 524 7	Washer		2	
		A 6,4			
5	N 011 524 27	Washer		2	
		A 6,4			
6	944 503 321 00	Cover	/L	1	
7	N 090 172 1	Combination screw		3	
8	999 507 003 02	Speed nut		3	
8	999 507 003 01	Speed nut		3	
9	944 025 115 00	Sealing rubber		*	
10	944 503 419 00	Retaining bracket		1	
11	944 025 115 00	Sealing rubber		*	

Model: 924 86

Model life 1986>>1988



Model: 924 86

Model life 1986&gt;&gt;1988

Pos	Part Number	Description	Remark	Qty	Model
		Bumper with Impact absorber			
1	477 807 109	Bumper	/V	1	M036
(1)	477 807 109 E	Bumper	/V	1	M036/288
2	477 807 155 A	Rubber moulding	/L	1	M036
2	477 807 155 C	Rubber moulding	/L	1	M036
(2)	477 807 156 A	Rubber moulding	/R	1	M036
(2)	477 807 156 C	Rubber moulding	/R	1	M036
2A	477 807 353	Bumper horn	/L	1	M058
(2A)	477 807 354	Bumper horn	/R	1	M058
(3)	477 807 157	Rubber moulding	/L	1	
3	477 807 158	Rubber moulding	/R	1	
4	N 011 612 3	Washer R 7		6	M058
4	N 011 612 C	Washer R 7		6	M058
4		Washer R 7		10	M036
5	477 807 197	Support	/H	6	
6	113 101 175	Hexagon nut		6	M058
7	944 505 017 03	Impact absorber		4	
8	900 075 085 02	Hexagon-head bolt M 8 X 20		8	
9	N 010 165 3	Hexagon-head bolt M 12 X 65		4	
9	900 082 109 01	Hexagon-head bolt M 12 X 65		4	
10	N 012 012 4	Lock ring B 12		4	
11	900 025 009 02	Washer A 13		4	
12	477 807 301 A	Bumper	/H	1	
(13)	477 807 343	Cover	/L	1	
13	477 807 344	Cover	/R	1	
(14)	477 807 345	Insert	/L	1	
14	477 807 346	Insert	/R	1	
15	N 015 438 1	Speed nut B 3,6 X 16,5		4	
16	N 013 959 3	Oval-head sheetmetal screw B 3,5 X 16		4	
16	900 143 016 02	Oval-head sheetmetal screw B 3,5 X 16		4	
17	900 151 028 02	Washer		4	
17	900 151 028 01	Washer		4	
18	477 807 347	Cap	/L	1	
(18)	477 807 348	Cap	/R	1	
19	N 014 260 1	Oval-head screw AM 4 X 14		4	
20	900 151 028 02	Washer B 4,3		4	
20	900 151 028 01	Washer B 4,3		4	
21	N 011 004 6	Hexagon nut M 4		4	
21	N 011 004 G	Nut M 4		4	
22	928 701 050 03	Support	(CH)	1	
23	477 807 361	Plate	/L	1	M058
(23)	477 807 362	Plate	/R	1	M058
24	N 011 652 1	Washer 7		2	M058
25	N 012 006 4	Lock ring		2	M058

Model: 924 86

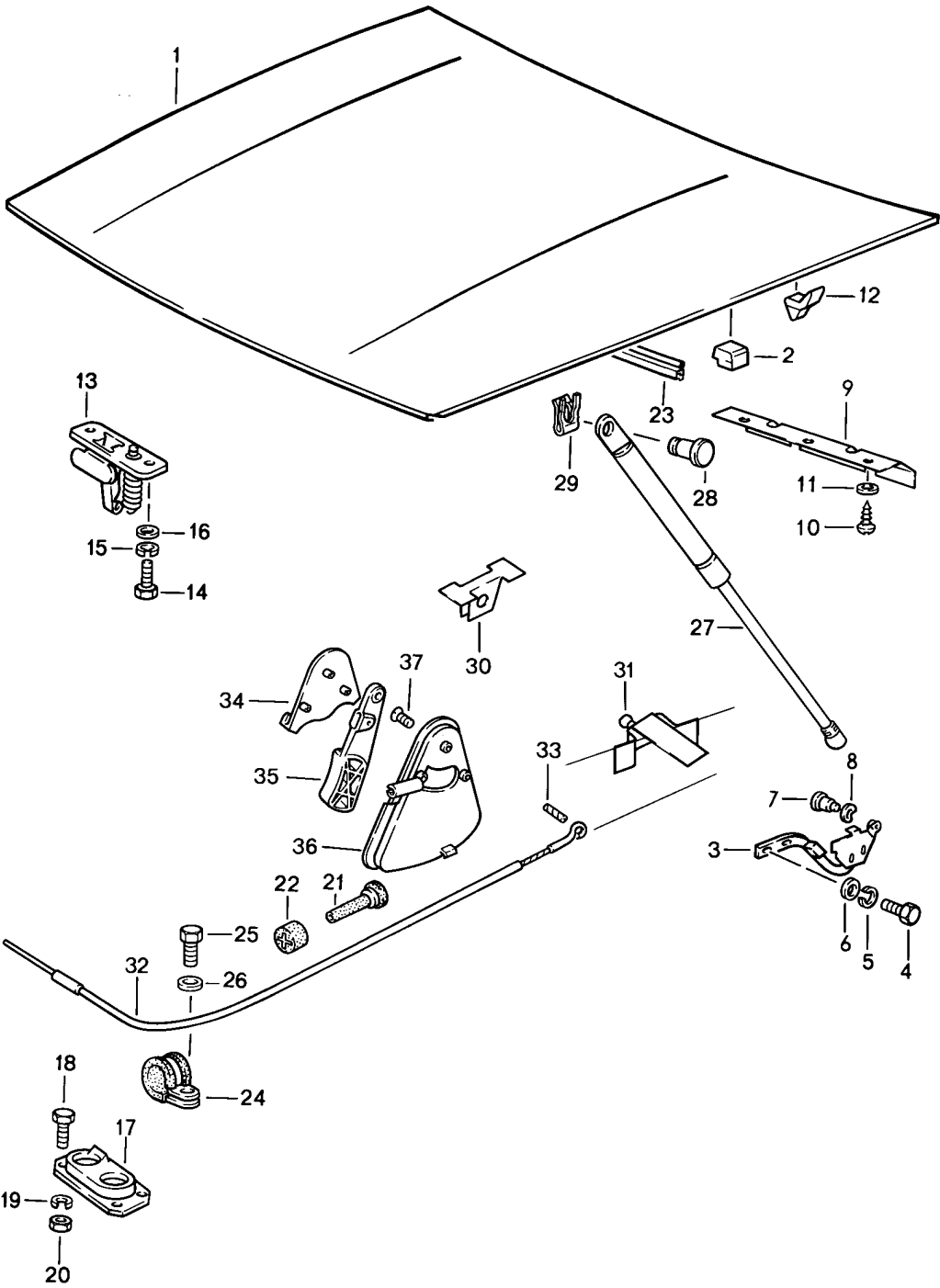
Model life 1986&gt;&gt;1988

Pos	Part Number	Description	Remark	Qty	Model
26	N 010 339 3	B 6 Hexagon-head bolt M 6 X 40		2	M058
27	999 703 181 40	Stopper Towing lug See group 0/01/00		1 1	M058 M058
28	999 591 498 40	Special nut	(CH)	4	
29	900 143 134 00	Tapping screw BZ 4,2 X 9,5	(CH)	4	
30	N 011 522 8	Washer 4,3	(CH)	4	
31	N 043 983 1	Tapping screw B 5,5 X 32		2	
32	944 505 351 00	Spacer rubber		2	
33	N 902 508 01	Special nut		2	
34	911 701 121 03	Support		1	



Model: 924 86

Model life 1986>>1988



Model: 924 86

Model life 1986&gt;&gt;1988

Pos	Part Number	Description	Remark	Qty	Model
		Lid			
		Front			
		Actuator			
1	944 511 905 00	Rear lid		1	
2	477 823 185	Filler piece		2	
3	944 511 301 00	Hinge	/L	1	
(3)	944 511 302 00	Hinge	/R	1	
4	N 010 240 16	Hexagon-head bolt		8	
		M 8 X 20			
5	900 027 015 02	Lock ring		8	
		B 8			
5	900 027 015 03	Lock ring		8	
		B 8			
6	900 025 007 02	Washer		8	
		A 8,4			
6	900 025 007 03	Washer		8	
		A 8,4			
7	944 511 307 00	Bearing pin		2	
8	944 511 309 00	Washer		2	
9	944 511 201 00	Tab washer		1	M533
10	900 143 007 02	Oval-head sheetmetal screw		3	M533
		BZ 4,2 X 13			
10	900 073 507 01	Oval-head sheetmetal screw		3	M533
		BZ 4,2 X 13			
11	900 025 002 02	Washer		3	M533
		BZ 4,3			
11	900 025 002 03	Washer		3	M533
		BZ 4,3			
12	937 511 237 00	Guide piece		2	
13	944 511 029 00	Lock upper part		1	
		Upper part			
14	999 072 005 09	Hexagon nut		2	
		M 6 X 12			
14	999 072 005 01	Hexagon nut		2	
		M 6 X 12			
17	928 511 027 02	Lid lock		1	
		Lower part			
18	900 075 116 02	Hexagon-head bolt		4	
		M 4 X 8			
19	N 012 004 2	Lock ring		4	
		B 4			
20	N 011 004 6	Hexagon nut		4	
		M 4			
20	N 011 004 G	Nut		4	
		M 4			
21	477 823 591	Grommet		1	
22	477 823 593	Stopper		1	
23	928 511 141 04	Gasket		1	
24	999 511 177 02	Clamp		1	
24	999 511 177 01	Clamp		1	
25	999 072 005 09	Hexagon nut		1	
		M 6 X 12		2	
25	999 072 005 01	Hexagon nut		1	
		M 6 X 12		2	
26	N 011 524 7	Washer		1	
26	N 011 524 27	Washer		1	
27	944 511 351 01	Gas-pressure spring		2	
28	999 094 011 09	Bolt	-87	2	
(28)		Bolt	88-	2	
29	N 900 470 01	Lock washer	-87	2	
30	944 511 373 00	Pneumatic spring mount		2	
31	944 501 371 00	Pneumatic spring mount	/L	1	
(31)	944 501 372 00	Pneumatic spring mount	/R	1	

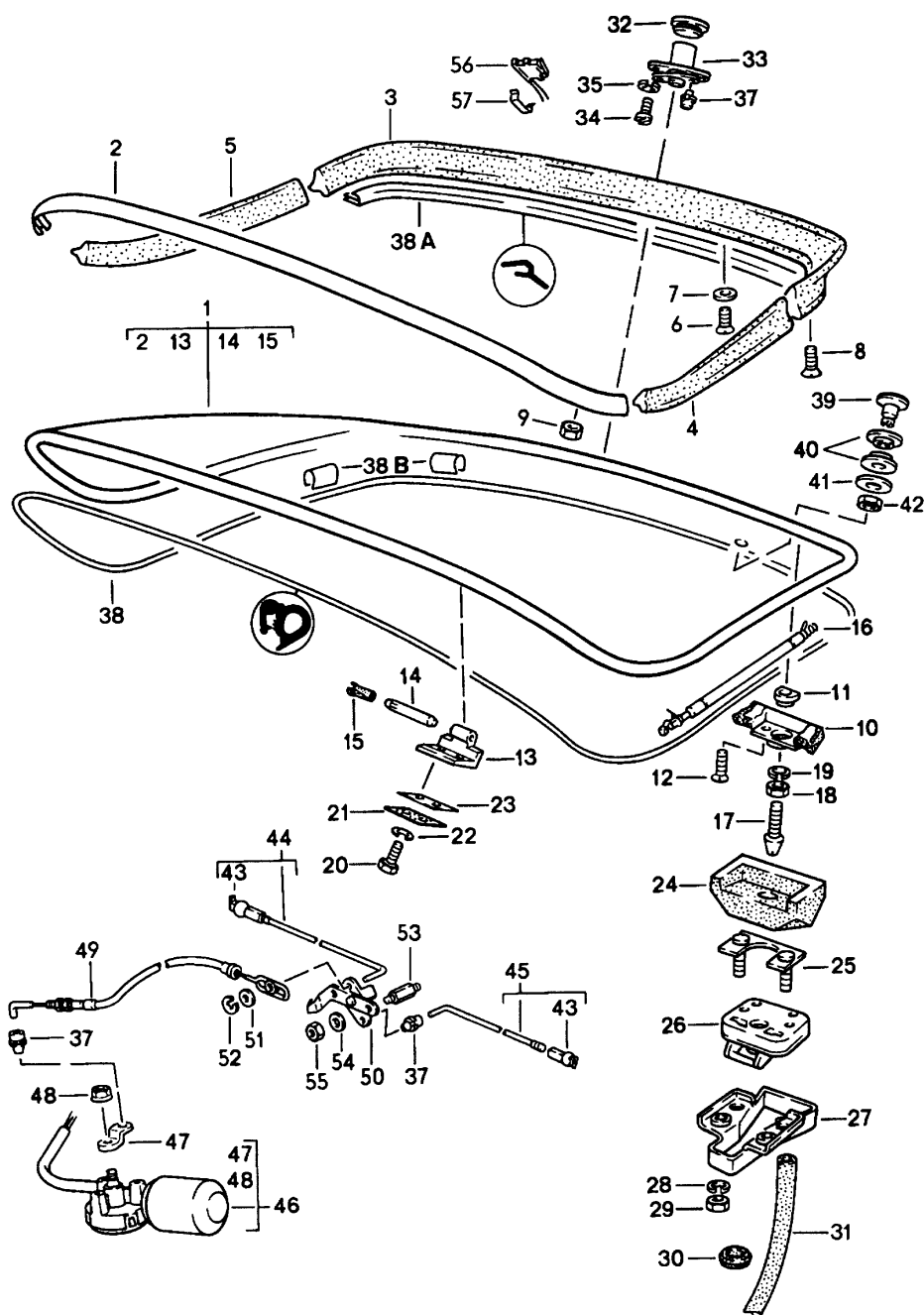
Model: 924 86

Model life 1986&gt;&gt;1988

Pos	Part Number	Description	Remark	Qty	Model
32	944 511 037 00	Bowden cable		1	
33	900 197 018 00	Roll pin		1	
		4 X 12		2	
34	928 511 143 02	Cover		1	
35	928 511 175 02	Pull handle		1	
	928 511 175 02 70B	Black			
36	928 511 173 02	Bearing shell		1	
	928 511 173 02 70B	Black			
37	900 249 001 02	Countersunk-head screw		2	
		M 6 X 15			

Model: 924 86

Model life 1986>>1988



Model: 924 86 Model life 1986>>1988

Pos	Part Number	Description	Remark	Qty	Model
1	944 512 929 05	Rear lid Rear spoiler Rear lid with Moulding without Rear spoiler -MOD.86 And M425 See group 9/04/05 POS.9 Mounting plate MOD.87- Order also: Rear lid Together with Wiper motor See group 9/04/05		1	
2	477 853 313 A	Trim frame		1	
3	477 827 555	Rear spoiler Centre		1	
4	477 827 557	Rear spoiler	/L	1	
5	477 827 558	Rear spoiler	/R	1	
6	N 033 183 1	Countersunk-head screw M 5 X 20		7	
6	N 033 183 A	Countersunk-head screw M 5 X 20		7	
7	477 827 453 A	Washer		7	
8	N 033 185 1	Countersunk-head screw M 4 X 16		2	
9	N 021 255 1	Slotted nut M 4		12	
10	944 512 033 01	Housing	/L	1	
10	944 512 033 04	Housing	/L	1	
(10)	944 512 034 01	Housing	/R	1	
(10)	944 512 034 04	Housing	/R	1	
11	477 827 035	Rubber mounting		2	
12	999 219 011 07	Countersunk-head screw		4	
12	999 219 011 0H	Countersunk-head screw		4	
12	999 219 011 0J	Countersunk-head screw		4	
13	477 827 305 B	Hinge half		2	
14	944 512 311 00	Hinge pin		2	
15	477 827 441	Bush		2	
(16)	477 827 348 F	Gas-pressure spring	/R	1	
16	477 827 349 D	Gas-pressure spring	/L	1	
17	944 538 547 00	Lock pin		2	
18	N 011 151 3	Hexagon nut M 8		2	
19	900 025 007 02	Washer A 8,4		2	
19	900 025 007 03	Washer A 8,4		2	
20	N 014 770 3	Pan-head screw M 8 X 12		4	
21	928 512 417 03	Plate		2	
23	944 512 413 00	Gasket Lid hinge		2	
24	944 512 365 01	Gasket Lid lock Lower part	/L	1	
(24)	944 512 366 01	Gasket	/R	1	

Model: 924 86

Model life 1986&gt;&gt;1988

Pos	Part Number	Description	Remark	Qty	Model
		Lid lock			
		Lower part			
25	951 512 447 00	Reinforcement plate		2	
26	944 538 955 01	Rear lid lock	/L -87	1	
26	944 538 055 01	Rear lid lock	/L 88	1	
(26)	944 538 956 01	Rear lid lock	/R -87	1	
(26)	944 538 056 01	Rear lid lock	/R 88	1	
27	477 827 541	Water drip pan		2	
28	N 012 006 4	Lock ring		4	
		B 6			
29	900 076 010 02	Nut		4	
		M 6			
29	900 076 010 0B	Nut		4	
		M 6			
30	111 971 911 A	Grommet		2	
31	477 827 547	Hose		2	
		400 MM			
32	477 827 529 A	Sealing ring		1	
33	477 898 082	Lock cylinder	-87	1	
		W/o stipulated lock number			
33	944 538 911 01	Lock cylinder	88	1	
		W/o stipulated lock number			
		with 2 secondary keys			
(33)	477 827 573 B	Lock cylinder	-87	1	
		State lock number			
(33)	944 538 073 00	Lock cylinder	88-	1	
		with stipulated lock number			
		State lock number			
34	N 014 139 5	Oval-head screw		2	
		M 6 X 12			
35	N 012 007 2	Lock ring		2	
		A 6			
35	900 027 004 03	Lock ring		2	
		A 6			
37	993 531 563 00	Linkage clip	-87	2	
(37)	999 166 054 02	S1-lock	88	1	
(37)	999 166 054 01	S1-lock	88-	1	
38	944 512 043 00	Seal for rear lid		1	
38A	944 512 463 00	Additional gasket	86	1	
38A		Additional gasket	87-	1	
38B	999 591 342 03	Clamp		4	
39	477 845 333	Screw plug		1	
40	477 955 439	Grommet		2	
41	477 845 331	Washer		1	
42	N 011 118 14	Hexagon nut		1	
		M 8			
42	900 034 001 05	Hexagon nut		1	
		M 8			
43	N 015 704 1	Ball socket	-87	1	
(43)	999 168 025 00	Ball socket	88	1	
44	944 512 092 01	Pull rod	/R	1	
45	944 512 091 00	Tension strut	/L	1	
46	944 624 024 01	Electric motor		1	
		See technical information			
		GR.5,NR.1/93			
		F >>92HN4 50198			
(46)		Electric motor	-87	1	
		See technical information			
		GR.5,NR.1/93			
		F 92HN4 50199>>			
(46)	944 624 024 02	Electric motor	88	1	
		See technical information			
		GR.5,NR.1/93			

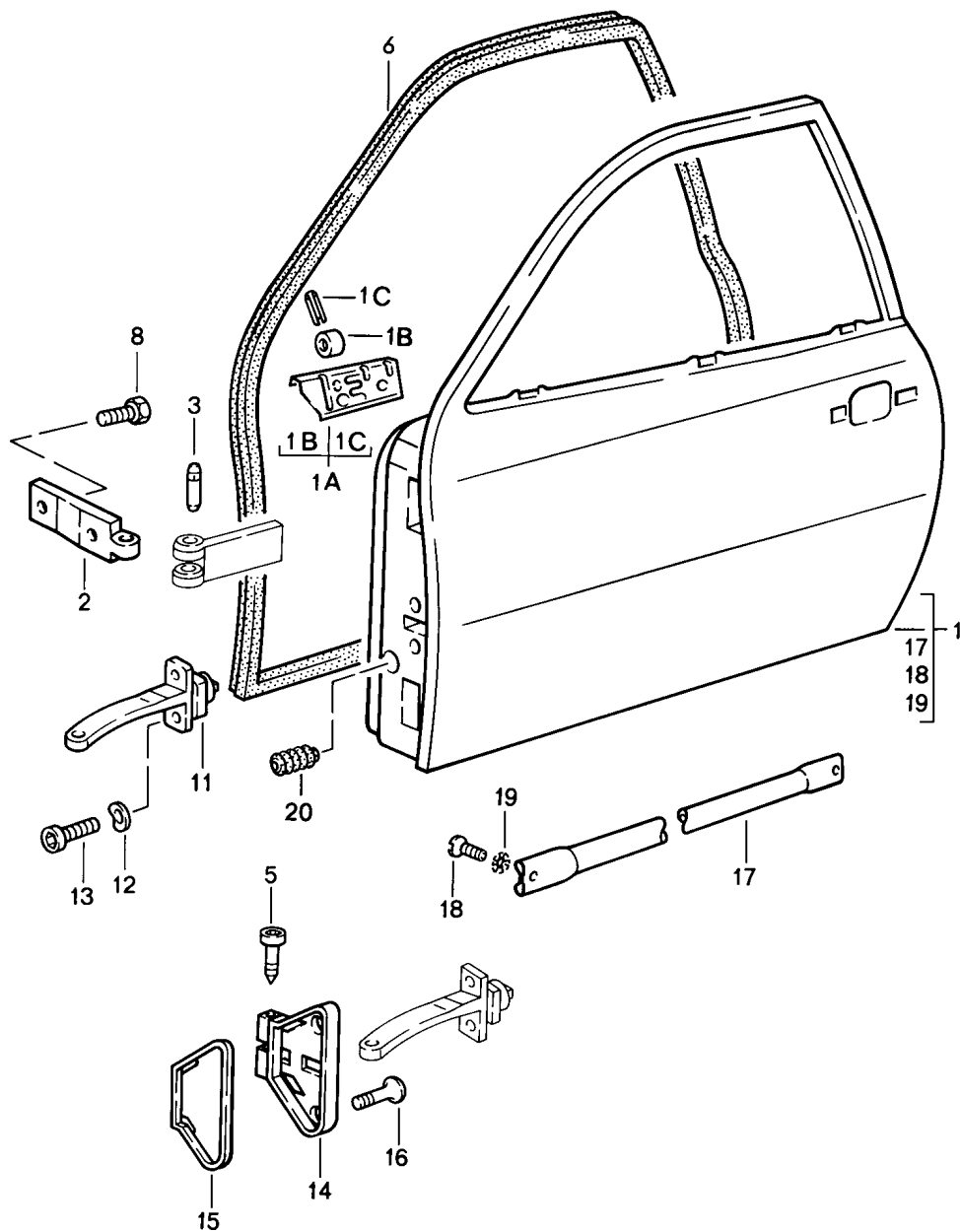
Model: 924 86

Model life 1986&gt;&gt;1988

Pos	Part Number	Description	Remark	Qty	Model
(47)	944 624 824 01	Lever F >>92HN4 50198		1	
47	944 624 824 00	Lever F 92HN4 50199>>	-87	1	
(47)	944 624 814 00	Lever	88	1	
48	999 084 045 02	Lock nut		1	
49	944 512 097 02	Bowden cable	-87	1	
50	944 512 095 00	Lever		1	
(49)	944 512 097 03	Bowden cable	88	1	
52	N 012 054 2	Clamping washer		1	
53	944 512 201 00	Stud		2	
54	N 011 524 7	Washer B 6		2	
54	N 011 524 27	Washer B 6		2	
55	900 076 010 02	Nut M 6		2	
55	900 076 010 0B	Nut M 6		2	
56	944 624 030 00	Microswitch	88	1	
57	999 591 910 00	Clamp	88	1	

Model: 924 86

Model life 1986>>1988





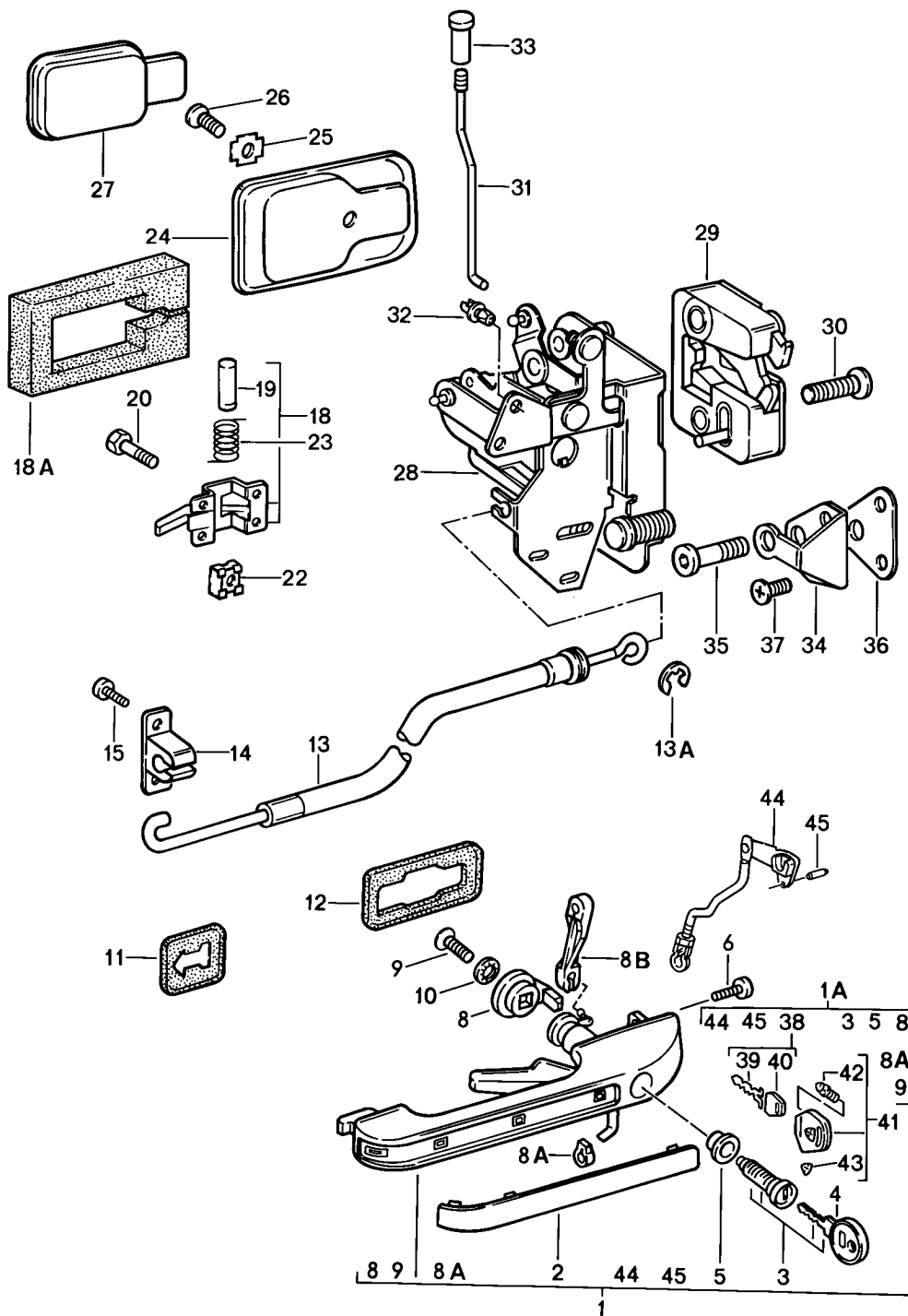
Model: 924 86

Model life 1986&gt;&gt;1988

Pos	Part Number	Description	Remark	Qty	Model
1	944 531 005 02	Door Door in white Prepared for	/L	1	
(1)	945 531 006 02	Door mirror Door in white Prepared for	/R	1	
(1)	944 531 006 02	Door mirror Door in white Not prepared for	/R	1	
1A	944 531 239 00	Door mirror Reinforcement plate	/L	1	
(1A)	944 531 240 00	Reinforcement plate	/R	1	
1B	928 531 235 03	Threaded piece		2	
1C	N 013 295 1	Tensioning sleeve		2	
2	171 831 403	Hinge half		4	
3	321 831 421	Hinge pin		4	
5	928 537 419 03	Pan-head screw		2	
6	944 537 091 00	Door seal	/L	1	
(6)	944 537 092 00	Door seal	/R	1	
8	900 119 052 02	Pan-head screw M 8 X 16		8	
9	900 027 015 02	Lock ring B 8		8	
9	900 027 015 03	Lock ring B 8		8	
10	900 025 007 02	Washer		8	
10	900 025 007 03	Washer		8	
11	944 537 609 00	Door arrester		2	
12	N 011 524 7	Washer B 6		4	
12	N 011 524 27	Washer B 6		4	
13	900 067 009 02	Pan-head screw M 6 X 15		4	
13	900 067 429 01	Pan-head screw M 6 X 15		4	
14	928 537 417 02	Bearing bracket	/L	1	
14	928 537 417 03	Bearing bracket	/L	1	
(14)	928 537 418 02	Bearing bracket	/R	1	
15	928 537 425 02	Desk pad	/L	1	
(15)	928 537 426 02	Desk pad	/R	1	
16	928 537 459 02	Oval-head screw M 6 X 20		4	
17	477 831 155	Reinforcement plate		2	
18	999 147 006 02	Oval-head screw M 8 X 16		4	
19	N 012 133 1	Shake-proof washer V 8,4		4	
20	477 971 910	Bellows		2	

Model: 924 86

Model life 1986>>1988



Model: 924 86

Model life 1986&gt;&gt;1988

Pos	Part Number	Description	Remark	Qty	Model
1A	944 538 905 00	Outer door handle Door lock	/L	1	
(1A)	944 538 906 00	Outer door handle with lock cylinder And two spare keys	/R	1	
2	823 837 239	Cover		2	
3	944 538 903 00	Outer door handle Lock cylinder And two spare keys	86	2	
3		W/o stipulated lock number Lock cylinder And two spare keys		2	
(3)	944 538 903 01	W/o stipulated lock number Lock cylinder And two spare keys with stipulated lock number Grease for lock cylinder See group 0/05/00		2	
4	477 837 219	Blank key		2	
5	111 837 227 B	Sealing ring		2	
6	803 837 951	Self-lock. fillister screw		2	
8	477 837 497	Driver		2	
8A	999 168 004 40	Ball socket		2	
8B	477 837 505 A	Connecting piece	/L	1	
(8B)	477 837 506 A	Connecting piece	/R	1	
9	N 033 165 1	Countersunk-head screw AM 4 X 8		2	
10	N 012 116 1	Serrated lock washer V 4,3		2	
11	867 837 209	Desk pad	/V	2	
12	171 837 211 A	Desk pad	/H	2	
13	477 837 017 A	Bowden cable		2	
13A	999 166 054 02	Sl-lock 3,2		2	
13A	999 166 054 01	Sl-lock 3,2		2	
14	477 837 115 A	Support		2	
15	999 217 029 02	Hexagon-head bolt		4	
(15)	PCG 217 029 02	Hexagon-head bolt		4	
18	171 837 019	Inner door release	/L	1	
	171 837 019 041	Black			
	171 837 019 90V	Brown			
(18)	171 837 020	Inner door release	/R	1	
	171 837 020 041	Black			
	171 837 020 90V	Brown			
18A	477 831 304 A	Seal		2	
19	N 013 666 1	Rivet B 4 X 32		2	
20	999 217 029 02	Hexagon-head bolt		8	
(20)	PCG 217 029 02	Hexagon-head bolt M 6 X 10, SELBSTSICHERND		8	
22	477 837 521	Captive nut M 6		8	
23	811 837 723	Spring		2	
24	171 837 235	Rosette		2	
	171 837 235 01C	Black			
	171 837 235 90V	Brown			
25	111 837 291	Cone washer		2	

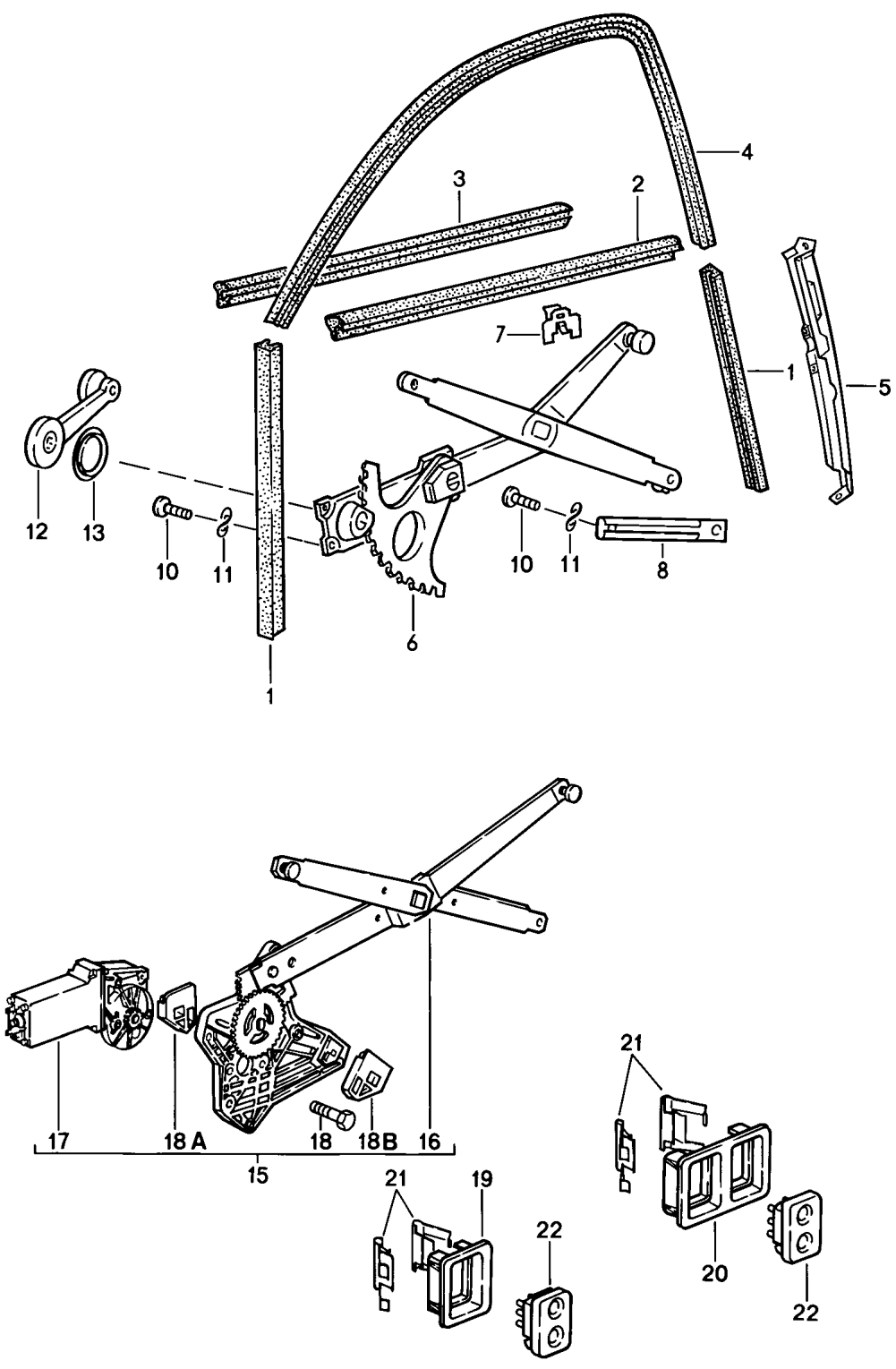
Model: 924 86

Model life 1986&gt;&gt;1988

Pos	Part Number	Description	Remark	Qty	Model
26	N 014 216 1	Countersunk-head screw AM 5 X 10		2	
27	311 837 247	Finger plate		2	
	311 837 247 01C	Black			
	311 837 247 90V	Brown			
28	928 537 053 07	Door lock Inner part	/LL /L	1	
(28)	928 537 054 08	Door lock Inner part	/LL /R	1	
29	928 537 153 03	Door lock Outer part	/L	1	
(29)	928 537 154 03	Door lock Outer part	/R	1	
30	928 537 721 02	Oval-head screw M 8 X 35		4	
31	477 837 183 A	Locking rod		2	
32	477 837 187	Clip		2	
33	111 837 187 B	Knob		2	
	111 837 187 B 043	Black			
34	928 537 133 02	Door lock striker		2	
35	928 537 131 03	Lock pin		2	
36	928 537 135 04	Desk pad		2	
37	900 249 022 02	Countersunk-head screw M 8 X 16		4	
38	944 538 933 00	Key with stipulated lock number Information available	87-	1	
39	944 538 331 00	Blank key		2	
40	944 538 431 00	Key cap	87-	1	
41	944 538 041 00	Key lamp	87-	1	
41	944 538 041 01	Key lamp	87-	1	
42	928 537 630 02	Bulb E 5,5	87-	1	
43	944 538 443 00	Crest	87-	1	
44	944 537 261 00	Reverse lever	/L	1	
(44)	944 537 262 00	Reverse lever	/R	1	
45	N 023 323 2	Roll pin		2	

Model: 924 86

Model life 1986>>1988



Model: 924 86

Model life 1986&gt;&gt;1988

Pos	Part Number	Description	Remark	Qty	Model
		Power windows			
		Window guide			
1	477 837 385	Window guide		4	
2	477 837 469 A	Sealing strip	/L	1	
		Outer			
(2)	477 837 470 A	Sealing strip	/R	1	
		Outer			
3	477 837 471 A	Sealing for door slot		2	
		Inner			
4	944 537 079 00	Window guide	/L	1	
(4)	944 537 080 00	Window guide	/R	1	
5	944 531 103 00	Window guide rail	/L	1	
(5)	944 531 104 00	Window guide rail	/R	1	
6	477 837 441 A	Power windows	/L	1	
(6)	477 837 442 A	Power windows	/R	1	
7	171 837 485	Clamp		10	
8	477 837 589	Guide rail		2	
10	999 217 029 02	Hexagon-head bolt		12	
		M 6 X 10			
		Self-locking			
(10)	PCG 217 029 02	Hexagon-head bolt		12	
		M 6 X 10			
		Self-locking			
11	N 011 652 1	Washer		12	
		7 X 12			
12	944 555 057 00	Window crank		2	
	944 555 057 00 3DL	Black			
	944 555 057 00 1FL	Light grey			
	944 555 057 00 5TL	Brown			
(12)	944 555 057 01	Window crank		2	
	944 555 057 01 3DL	Black	87-		
	944 555 057 01 5TL	Brown			
	944 555 057 01 1FL	Light grey	87-		
	944 555 057 01 4LL	Burgundy	87-		
13	111 837 595	Desk pad		2	
	111 837 595 01C	Black			
	111 837 595 90V	Brown			
16	477 837 391 C	Cross-arm	/L	1	
		Power window			
(16)	477 837 392 C	Cross-arm	/R	1	
		Power window			
17	477 959 123 A	Engine and transmission	/L	1	
(17)	477 959 124 A	Engine and transmission	/R	1	
18	N 014 228 4	Countersunk-head screw		6	
		AM 6 X 12			
18A	477 837 397	Stop	/L	1	
		Upper			
18B	477 837 398	Stop	/R	1	
		Upper			
18A	477 837 397	Stop	/R	1	
		Lower			
18B	477 837 398	Stop	/L	1	
		Lower			
19	477 867 185 A	Trim for switch		1	
	477 867 185 A 1DB	Black			
	477 867 185 A 4RB	Brown			
20	477 867 187 A	Mounting piece		1	
	477 867 187 A 1DB	Black			
	477 867 187 A 4RB	Brown			
21	477 867 189	Spring clamp		4	
22	477 959 622	Tip switch		3	
	477 959 622 01C	Black			
	477 959 622 89S	Brown			

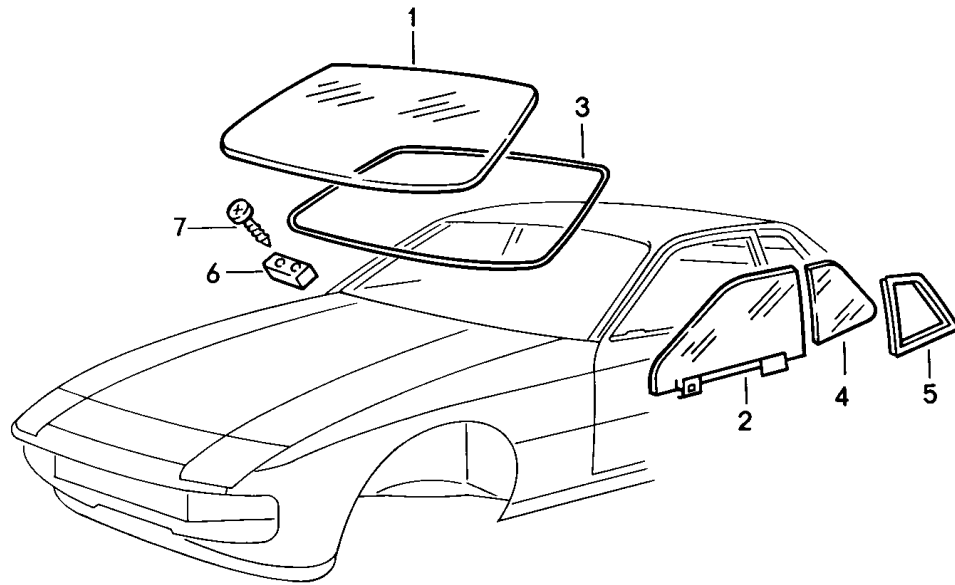
Model: 924 86

Model life 1986&gt;&gt;1988

Pos	Part Number	Description	Remark	Qty	Model
		electrical components for			
-	944 612 031 00	Power window	/LL	1	
		Wiring harness			
		Dashboard			
-	477 971 161	Wiring harness		1	
		Driver's door			
-	477 971 162	Wiring harness		1	
		Passenger's door			
-	944 615 112 01	Relay		1	
-	N 017 121 5	Lock		1	
		25 A			

Model: 924 86

Model life 1986>>1988





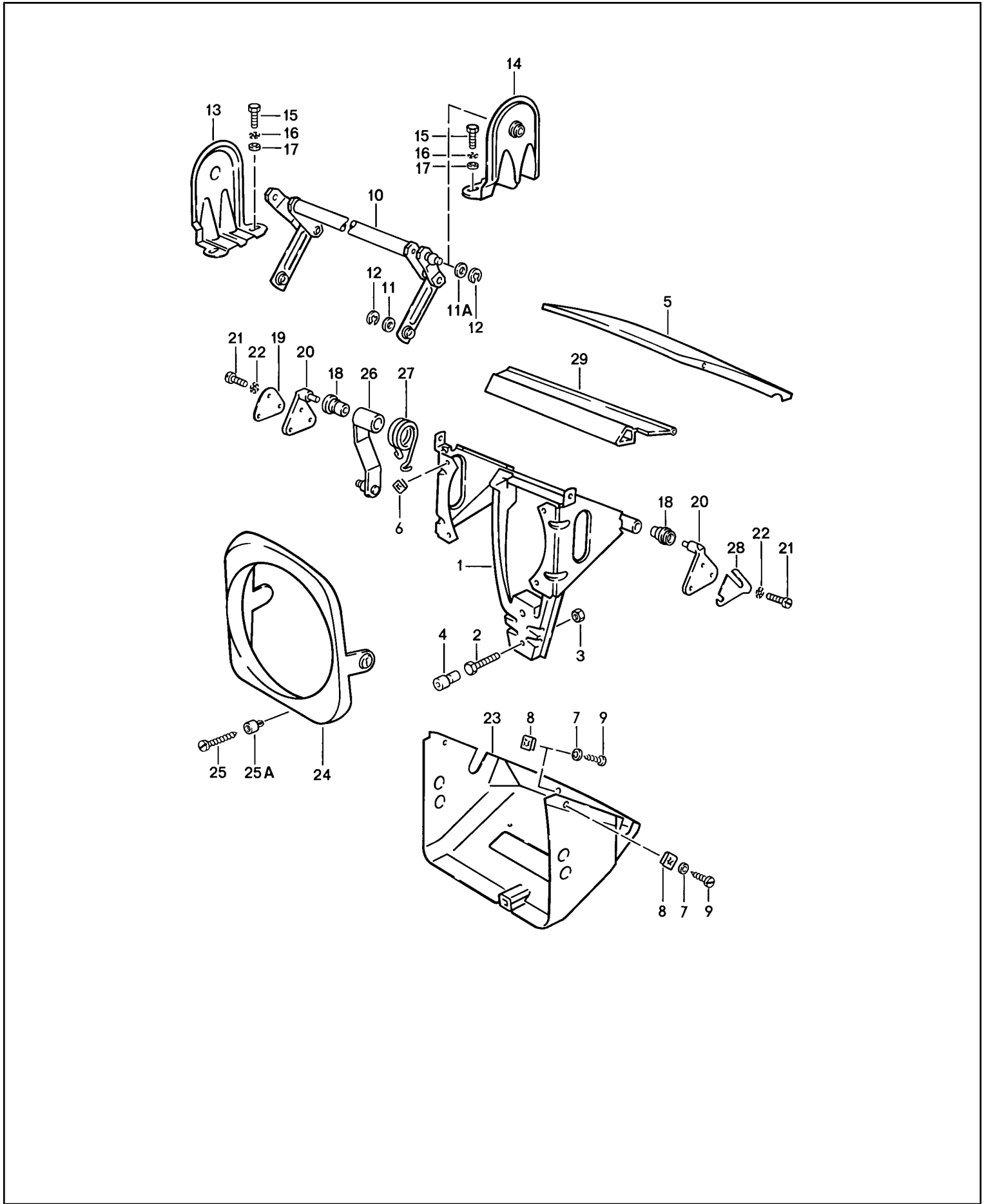
Model: 924 86

Model life 1986>>1988

Pos	Part Number	Description	Remark	Qty	Model
1	477 845 011 E	window glazing Windscreen Tinted		1	
1	477 845 011 F	Windscreen Tinted Green top tint		1	
-	477 845 043	Retainer plate Interior mirror		1	
2	944 542 023 01	Door window glass Tinted	/L	1	
(2)	944 542 024 01	Door window glass Tinted	/R	1	
3	477 898 011 A	Sealing set Windscreen		1	
4	477 845 311 A	Side window Tinted	/L	1	
(4)	477 845 312 A	Side window Tinted	/R	1	
5	944 557 321 00	Rubber seal Side window	/L	1	
(5)	944 557 322 00	Rubber seal Side window	/R	1	
6	477 845 613 A	Stop		2	
7	900 143 046 07	Tapping screw B 4,8 X 16		4	

Model: 924 86

Model life 1986>>1988



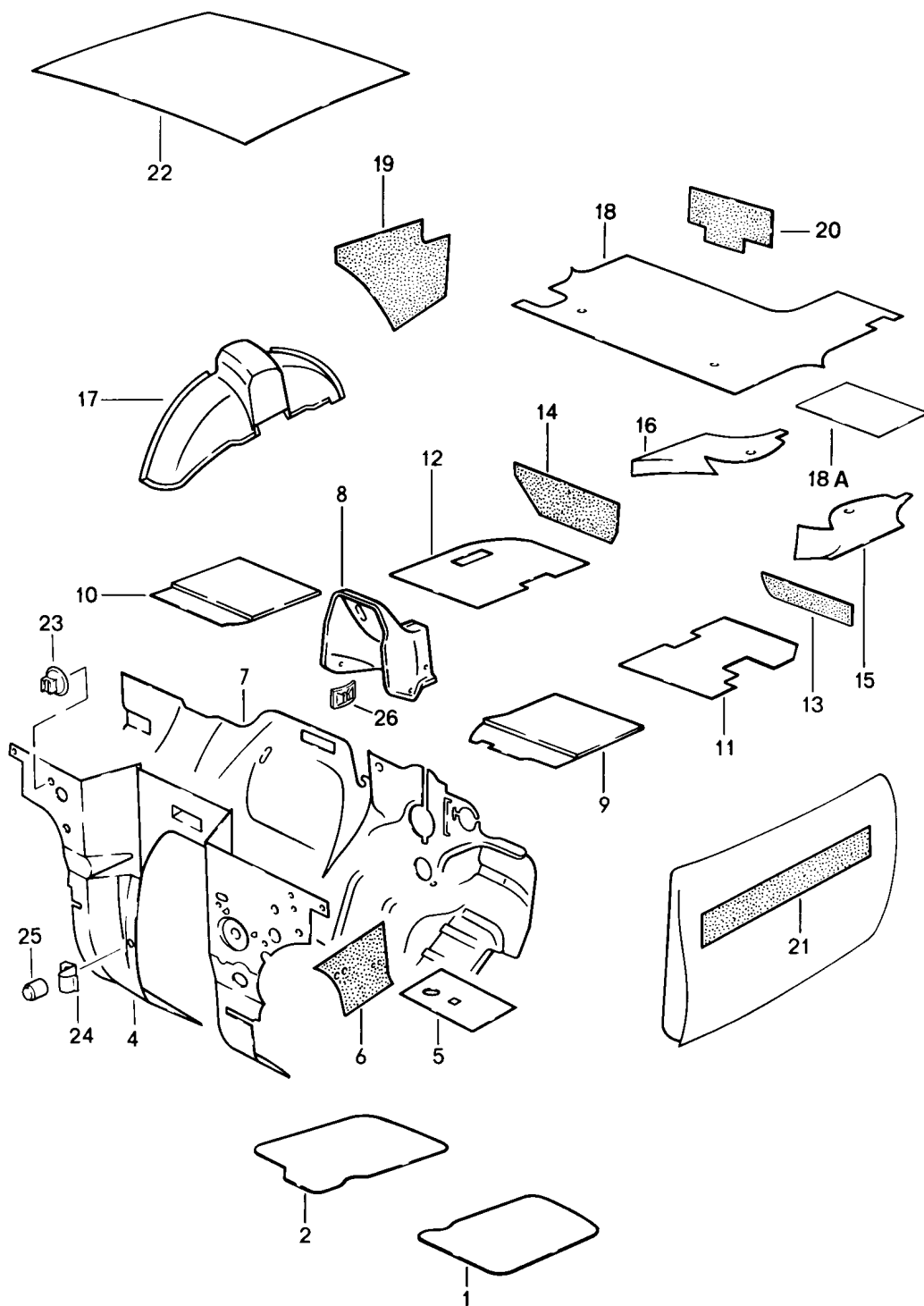
Model: 924 86

Model life 1986&gt;&gt;1988

Pos	Part Number	Description	Remark	Qty	Model
		Pop-up headlight			
1	944 750 605 00	Swivel frame	/L	1	
(1)	944 750 606 00	Swivel frame	/R	1	
2	N 010 221 3	Hexagon-head bolt		2	
		M 6 X 35			
3	900 076 010 02	Nut		2	
		M 6			
3	900 076 010 0B	Nut		2	
		M 6			
4	914 504 319 00	Grommet		2	
5	477 805 611	Housing cover	/L	1	
(5)	477 805 612	Housing cover	/R	1	
6	999 507 252 02	Nut	-87	8	
		B 3,9 X 16,5			
7	900 151 028 02	Washer		4	
		4,1			
7	900 151 028 01	Washer		4	
		4,1			
8	N 015 438 1	Speed nut		10	
		B 3,5 X 16,5			
9	N 014 086 4	Rais. counters. h. tap. s.		10	
		B 3,5 X 13			
10	477 805 615	Control shaft		1	
11	900 025 007 02	Washer		2	
11	900 025 007 03	Washer		2	
11A	477 805 695	Heat shield		1	
12	N 012 436 2	Lock washer		3	
		6			
13	477 805 617	Bearing bracket		1	
14	477 805 622	Bearing bracket		1	
15	N 010 215 13	Hexagon-head bolt		4	
		M 6 X 15			
16	N 012 105 3	Serrated lock washer		4	
		A 6,4			
17	N 011 524 7	Washer		4	
		A 6,4			
17	N 011 524 27	Washer		4	
		A 6,4			
18	477 805 623	Bush		4	
19	914 750 169 10	Plate		4	
20	914 750 271 10	Bearing bracket		4	
21	N 010 210 13	Hexagon-head bolt		12	
		M 6 X 10			
22	N 012 105 3	Serrated lock washer		12	
		A 6,4			
(23)	944 750 631 00	Housing	/L	1	
(23)	944 750 631 01	Housing	/L	1	
(23)	944 750 632 00	Housing	/R	1	
(23)	944 750 632 01	Housing	/R	1	
24	477 805 633	Retaining ring	/L	1	
(24)	477 805 634	Retaining ring	/R	1	
(24)	477 805 634 A	Retaining ring	/R	1	
25	N 043 979 2	Tapping screw		2	
		BZ 4,2 X 45			
25A	477 857 173	Clip		2	
26	477 805 651	Driver		2	
27	477 805 661	Spring	/L	1	
(27)	477 805 662	Spring	/R	1	
28	477 805 663	Plate		X	
29	477 853 363	Cover strip	/L	1	
(29)	477 853 364	Cover strip	/R	1	

Model: 924 86

Model life 1986>>1988



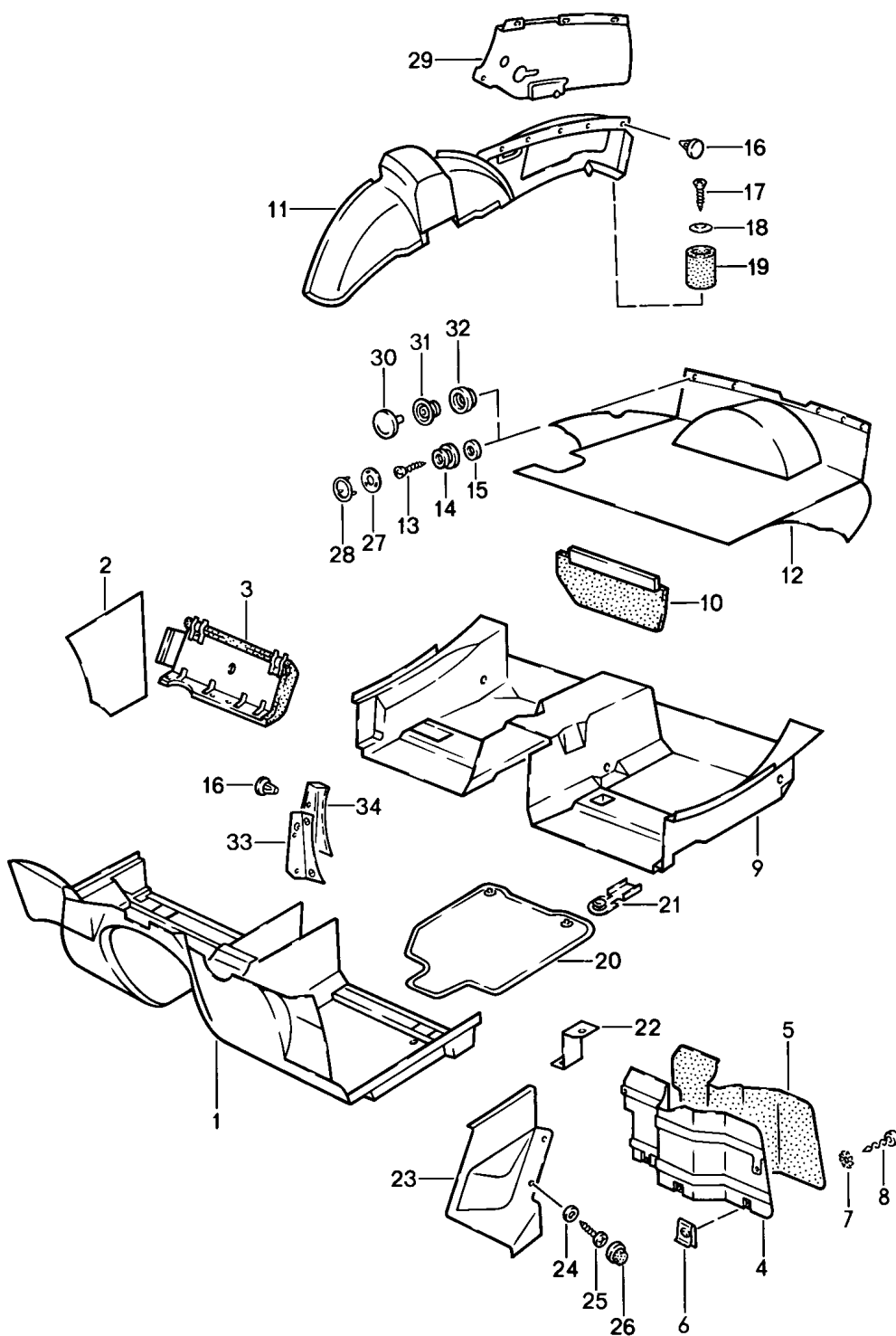
Model: 924 86

Model life 1986&gt;&gt;1988

Pos	Part Number	Description	Remark	Qty	Model
1	477 863 771	Sound absorber	/L	1	M573
2	944 556 772 01	Sound absorber	/R	1	
		Bonnet			
4	944 556 089 00	Insulation	/LL	1	
5	477 863 849	Insulation	/L	1	
6	944 556 083 00	Sound absorber	/LL /L	1	
(6)	944 556 084 00	Sound absorber	/LL /R	1	
7	477 863 855 E	Insulation	/LL	1	
7	477 863 855 F	Insulation	/LL	1	
		Firewall			
8	477 863 667 A	Sound absorber	/V	1	
9	944 556 775 01	Sound absorber	/LL /L	1	
10	944 556 776 01	Sound absorber	/LL /R	1	
11	477 863 773	Sound absorber	/L	1	
12	477 863 774	Sound absorber	/R	1	
13	944 556 085 00	Sound absorber	/L	1	
(13)	944 556 086 00	Sound absorber	/R	1	
14	477 863 845 A	Sound absorber	/L	1	
(14)	477 863 846 A	Sound absorber	/R	1	
		Heel plate			
15	944 556 777 01	Sound absorber	/L	1	
16	944 556 778 01	Sound absorber	/R	1	
(17)	944 556 885 00	Sound absorber	/L	1	
17	944 556 886 00	Sound absorber	/R	1	
		Wheel housing			
18	944 556 079 00	Sound absorber		1	
		Boot floor plate			
18A	477 863 893 A	Sound absorber		1	
		Boot floor plate			
19	477 863 865	Insulation	/L	1	
		Side section			
20	477 863 867	Insulation		1	
		Spare-wheel well			
21	993 556 521 00	Insulation		2	
		Door			
22	944 556 609 00	Sound absorber		1	
		Roof			
23	999 049 002 40	Push button		13	
24	944 556 849 00	Clip		6	
25	999 049 001 40	Plastic nut		6	
26	N 900 661 01	Clamping washer		5	

Model: 924 86

Model life 1986>>1988



Model: 924 86

Model life 1986&gt;&gt;1988

Pos	Part Number	Description	Remark	Qty	Model
1	477 863 703 G	Linings			
	477 863 703 G 1DR	Floor mat	/LL /V	1	
	477 863 703 G 9RR	Black			
	477 863 703 G 2FR	Brown			
	477 863 703 G 2FR	Light grey			
(1)	477 863 703 M	Floor mat	/LL /V	1	M573
	477 863 703 M 1DR	Black			
	477 863 703 M 9RR	Brown			
	477 863 703 M 2FR	Light grey			
(1)	477 863 703 M	Floor mat	/V 88	1	M756
	477 863 703 M 4JR	Burgundy			
2	944 555 081 00	Lining	/LL /L	1	
	944 555 081 00 1DR	Black			
	944 555 081 00 9RR	Brown			
	944 555 081 00 2FR	Light grey/light grey			
	944 555 081 00 4JR	Burgundy	88		
(2)	944 555 082 00	Lining	/LL /R	1	
	944 555 082 00 1DR	Black			
	944 555 082 00 9RR	Brown			
	944 555 082 00 2FR	Light grey/light grey			
	944 555 082 00 4JR	Burgundy	88		
3	477 820 412	Knee protection trim	/LL	1	M573
	477 820 412 1DB	Black			
	477 820 412 4RB	Brown			
9	477 863 717 B	Floor mat	/LL /H	1	
	477 863 717 B 1DR	Black			
	477 863 717 B 9RR	Brown			
	477 863 717 B 2FR	Light grey			
(9)	477 863 717 B	Floor mat	/H 88	1	M756
	477 863 717 B 4JR	Burgundy			
(10)	477 863 571 A	Lining	/L	1	
	477 863 571 A 1DR	Black			
	477 863 571 A 9RR	Brown			
	477 863 571 A 2FR	Light grey			
	477 863 571 A 4JR	Burgundy	88		
10	477 863 572 A	Lining	/R	1	
	477 863 572 A 1DR	Black			
	477 863 572 A 9RR	Brown			
	477 863 572 A 2FR	Light grey			
	477 863 572 A 4JR	Burgundy	88		
(11)	944 555 083 02	Side trim panel	/L	1	
	944 555 083 02 1DR	Black			
	944 555 083 02 9RR	Brown			
	944 555 083 02 2FR	Light grey			
11	944 555 084 01	Side trim panel	/R	1	
	944 555 084 01 1DR	Black			
	944 555 084 01 9RR	Brown			
	944 555 084 01 2FR	Light grey			
11	944 555 083 03	Side trim panel	/L	1	M335
	944 555 083 03 1DR	Black			
	944 555 083 03 2FR	Light grey			
	944 555 083 03 9RR	Brown			
	944 555 083 03 4JR	Burgundy	88		
(11)	944 555 084 02	Side trim panel	/R	1	M335
	944 555 084 02 1DR	Black			
	944 555 084 02 2FR	Light grey			
	944 555 084 02 9RR	Brown			
	944 555 084 02 4JR	Burgundy	88		
12	944 555 063 03	Boot floor lining		1	
	944 555 063 03 1DR	Black			
	944 555 063 03 2FR	Light grey			
	944 555 063 03 9RR	Brown			
12	945 555 063 03	Boot floor lining		1	M447

Model: 924 86

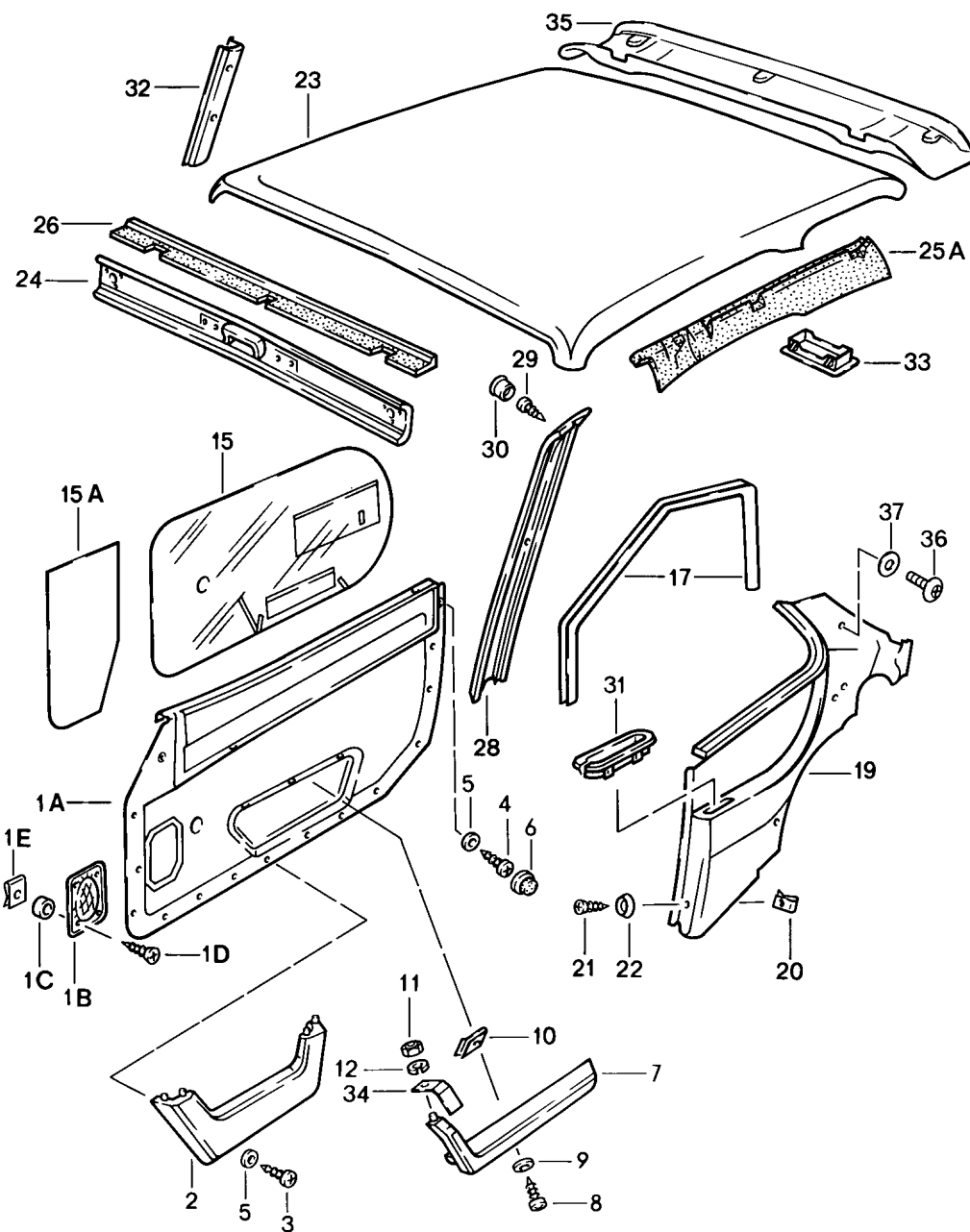
Model life 1986&gt;&gt;1988

Pos	Part Number	Description	Remark	Qty	Model
12	945 555 063 03 1DR	Black	88	1	M756
	945 555 063 03 2FR	Light grey			
	945 555 063 03 9RR	Brown			
	945 555 063 03	Boot floor lining			
12	945 555 063 03 4JR	Burgundy		1	M479
	945 555 063 05	Boot floor lining			
		Boot floor plate			
	945 555 063 05 1DR	Black			
13	945 555 063 05 2FR	Light grey		6	
	945 555 063 05 9RR	Brown			
	N 013 957 5	Oval-head sheetmetal screw			
		B 3,5 X 9,5			
14	968 555 901 00	Set of fastening parts		6	
15	N 011 665 3	Washer		6	
15		5,3		6	
	N 011 665 16	Washer			
		5,3			
	477 863 747	Clip			
16	477 863 747 01C	Black		12	
	477 863 747 90V	Brown			
	477 863 747 4BF	Grey			
	900 143 064 07	Tapping screw			
17		B 3,5 X 25		2	
	N 011 521 3	Washer			
		A 3,7 X 8			
	999 703 176 40	Round buffer			
18	477 863 913	Floor mat	/LL /L	1	
(20)		with			
	477 863 913 3BF	Black			
	477 863 913 8NF	Brown			
	477 863 914	Floor mat	/LL /R	1	
22		with			
	477 863 914 3BF	Black			
	477 863 914 8NF	Brown			
	944 555 263 00	Bracket	/LL	1	
23	944 555 061 00	Lining	/LL	1	
24	944 555 061 00 01C	Black		2	
	900 151 028 02	Washer			
		4,1 X 12 X 0,8			
	900 151 028 01	Washer			
25		4,1 X 12 X 0,8		2	
	999 450 003 02	Tapping screw			
		B 3,9 X 16			
	311 867 169	Cap			
26	311 867 169 01C	Black		2	
	968 555 901 00	Set of fastening parts			
		Set of fastening parts			
	944 555 389 00	Cover			
27		F 92HN4 52872>>	87-	1	M650
	999 591 885 13	Push button			
		Cap			
	999 591 885 13 041	Black			
28	999 591 885 13 4BF	Grey		6	
	999 591 885 13 90V	Brown			
	999 591 834 17	Snap fastener lower part			
	999 591 836 17	Push button			
29		Lower part		6	



Model: 924 86

Model life 1986>>1988



Model: 924 86 Model life 1986>>1988

Pos	Part Number	Description	Remark	Qty	Model
(1A)	477 867 011 M	Linings Door trim panel Power windows Manually Leatherette	/L	1	
	477 867 011 M RD1	Light grey			
	477 867 011 M KZ7	Black			
	477 867 011 M WR1	Black/ Grey-burgundy	88 88		
1A	477 867 012 M	Door trim panel Power windows Manually Leatherette	/R	1	
	477 867 012 M RD1	Light grey			
	477 867 012 M KZ7	Black			
	477 867 012 M WR1	Black/ Grey-burgundy	88 88		
(1A)	477 867 011 Q	Door trim panel Power windows Manually Leatherette	/L	1	
	477 867 011 Q KZ8	Brown			
(1A)	477 867 012 Q	Door trim panel Power windows Manually Leatherette	/R	1	
	477 867 012 Q KZ8	Brown			
(1A)	477 867 011 N	Door trim panel Power windows Electric Leatherette	/LL /L	1	
	477 867 011 N RD1	Light grey			
	477 867 011 N KZ7	Black			
1A	477 867 012 N	Door trim panel Power windows Electric Leatherette	/LL /R	1	
	477 867 012 N RD1	Light grey			
	477 867 012 N KZ7	Black			
(1A)	477 867 011 N	Door trim panel Leatherette/ Pin stripe velour	/LL /L	1	
	477 867 011 N GM5	Black/ Black-white			
	477 867 011 N RD4	Black/ Light grey			
1A	477 867 012 N	Door trim panel Leatherette/ Pin stripe velour	/LL /R	1	
	477 867 012 N GM5	Black/ Black-white			
	477 867 012 N RD4	Black/ Light grey			
(1A)	477 867 011 N	Door trim panel Leatherette/ Pin stripe flannel	/LL /L	1	
	477 867 011 N RD6	Black/ Light grey			
	477 867 011 N RD3	Black/ Anthracite			
1A	477 867 012 N	Door trim panel Leatherette/ Pin stripe flannel	/LL /R	1	

Model: 924 86

Model life 1986&gt;&gt;1988

Pos	Part Number	Description	Remark	Qty	Model
	477 867 012 N RD6	Black/ Light grey			
	477 867 012 N RD3	Black/ Anthracite			
(1A)	477 867 011 N	Door trim panel Leatherette/ Porsche lettering cloth	/LL /L	1	
	477 867 011 N RD5	Black/ Light grey			
	477 867 011 N RD2	Black/ Black			
1A	477 867 012 N	Door trim panel Leatherette/ Porsche lettering cloth	/LL /R	1	
	477 867 012 N RD5	Black/ Light grey			
	477 867 012 N RD2	Black/ Black			
(1A)	477 867 011 R	Door trim panel Power windows Electric Leatherette	/LL /L	1	
	477 867 011 R KZ8	Brown			
1A	477 867 012 R	Door trim panel Power windows Electric Leatherette	/LL /R	1	
	477 867 012 R KZ8	Brown			
(1A)	477 867 011 R	Door trim panel Leatherette/ Porsche lettering cloth	/LL /L	1	
	477 867 011 R RD7	Brown/brown			
1A	477 867 012 R	Door trim panel Leatherette/ Porsche lettering cloth	/LL /R	1	
	477 867 012 R RD7	Brown/brown			
(1A)	477 867 011 R	Door trim panel Leatherette/ Pin stripe flannel	/LL /L	1	
	477 867 011 R RD8	Brown/brown			
1A	477 867 012 R	Door trim panel Leatherette/ Pin stripe flannel	/LL /R	1	
	477 867 012 R RD8	Brown/brown			
(1A)	477 867 011 R	Door trim panel Leatherette/ Pin stripe velour	/LL /L	1	
	477 867 011 R JS5	Brown/ Brown-beige			
1A	477 867 012 R	Door trim panel Leatherette/ Pin stripe velour	/LL /R	1	
	477 867 012 R JS5	Brown/ Brown-beige			
1B	477 867 081	Loudspeaker grille		2	
	477 867 081 01C	Black			
	477 867 081 8CJ	Light grey			
	477 867 081 4RB	Brown			
1C	477 035 375	Bush		8	
1D	N 014 091 4	Rais. counters. h. tap. s. B 3,9 X 16		8	
1E	N 100 472 01	Speed nut B 9		8	

**Model: 924 86** **Model life 1986>>1988**

Pos	Part Number	Description	Remark	Qty	Model
(2)	477 867 033 A	Package box	/L	1	
	477 867 033 A 1DR	Black			
	477 867 033 A 2FR	Light grey			
	477 867 033 A 9RR	Brown			
2	477 867 034 A	Package box	/R	1	
	477 867 034 A 1DR	Black			
	477 867 034 A 2FR	Light grey			
	477 867 034 A 9RR	Brown			
3	N 013 962 3	Tapping screw B 3,9 X 16		6	
4	311 867 167	Oval-head sheetmetal screw 4,2		4	
5	900 151 028 02	Washer 4,3		10	
5	900 151 028 01	Washer 4,3		10	
6	311 867 169	Cap		4	
	311 867 169 01C	Black			
	311 867 169 90V	Brown			
(7)	477 867 171	Armrest	/L	1	
	477 867 171 041	Black			
	477 867 171 89S	Brown			
	477 867 171 5FA	Light grey			
7	477 867 172	Armrest	/R	1	
	477 867 172 041	Black			
	477 867 172 89S	Brown			
	477 867 172 5FA	Light grey			
8	900 143 046 02	Oval-head sheetmetal screw B 4,8 X 16		6	
8	900 143 046 01	Oval-head sheetmetal screw B 4,8 X 16		6	
9	N 012 225 3	Spring washer B 5		6	
10	999 591 722 02	Speed nut B 4,8 X 19,8		6	
11	900 910 010 09	Lock nut M 6		2	
12	N 011 524 7	Washer 6		2	
12	N 011 524 27	Washer 6		2	
(15)	944 555 177 05	Sealing film	/L	1	
15	477 867 178 D	Sealing film	/R	1	
15	944 555 178 05	Sealing film	/R	1	
(15A)	477 867 179	Sealing film	/L	1	
(15A)	477 867 179 A	Sealing film	/L	1	
15A	477 867 180	Sealing film	/R	1	
		Loudspeaker			
16	823 867 299	Clip		25	
17	944 555 031 01	Door seal	/L	1	
(17)	944 555 032 01	Door seal	/R	1	
19	944 555 021 00	Side trim panel F >>92GN4 00326		1	
	944 555 021 00 1DB	Black			
	944 555 021 00 4RB	Brown			
(19)	944 555 022 00	Side trim panel F >>92GN4 00326		1	
	944 555 022 00 1DB	Black			
	944 555 022 00 4RB	Brown			
19	944 555 021 01	Side trim panel F >>92GN4 00326		1	M186
	944 555 021 01 1DB	Black			
	944 555 021 01 4RB	Brown			

Model: 924 86 Model life 1986>>1988

Pos	Part Number	Description	Remark	Qty	Model
(19)	944 555 022 01	Side trim panel		1	M186
		F >>92GN4 00326			
	944 555 022 01 1DB	Black			
	944 555 022 01 4RB	Brown			
19	944 555 021 07	Side trim panel	/L	1	
		F 92GN4 00327>>			
	944 555 021 07 1DB	Black			
	944 555 021 07 4RB	Brown			
(19)	944 555 022 07	Side trim panel	/R	1	
		F 92GN4 00327>>			
	944 555 022 07 1DB	Black			
	944 555 022 07 4RB	Brown			
20	N 015 438 1	Speed nut		2	
		B 3,5 X 16,5			
21	N 014 087 5	Oval-head sheetmetal screw		4	
		B 3,5 X 16			
21	900 145 104 01	Rais. counters. h. tap. s.		4	
		B 3,5 X 16			
22	N 011 578 1	Cone washer		4	
		3,7			
23	477 867 503	Rooflining		1	
	477 867 503 05T	Black			
	477 867 503 4RB	Brown			
(23)	944 555 519 00	Rooflining		1	M650
	944 555 519 00 05T	Black			
	944 555 519 00 4RB	Brown			
-	477 867 543	Roof strut		3	
24	477 867 511	Lining	/V	1	
		Roof frame			
	477 867 511 1DB	Black			
	477 867 511 4RB	Brown			
25A	944 555 115 00	Roof frame padding	/L	1	
(25A)	944 555 116 00	Roof frame padding	/R	1	
(26)	944 564 531 01	Roof frame padding	/V	1	M650
28	477 867 553 A	Lining	/L	1	
		Windscreen frame			
	477 867 553 A 1DB	Black			
	477 867 553 A 4RB	Brown			
(28)	477 867 554 A	Lining	/R	1	
		Windscreen frame			
	477 867 554 A 1DB	Black			
	477 867 554 A 4RB	Brown			
29	N 013 962 2	Oval-head sheetmetal screw		6	
		B 3,9 X 16			
30	914 552 233 10	Filler piece		6	
	914 552 233 10 01C	Black			
	914 552 233 10 90V	Brown			
30	914 552 233 10	Filler piece		6	
	914 552 233 10 01C	Black			
31	477 867 653	Rosette		2	
32	477 867 655	Lining	/L	1	
		Centre pillar			
	477 867 655 05T	Black			
	477 867 655 4RB	Brown			
(32)	477 867 656	Lining	/R	1	
		Centre pillar			
	477 867 656 05T	Black			
	477 867 656 4RB	Brown			
33	477 867 923 A	Cap		2	
	477 867 923 A 01C	Black			
	477 867 923 A 89S	Brown			
(34)	477 867 153	Fastening hook	/L	1	
34	477 867 154	Hook	/R	1	

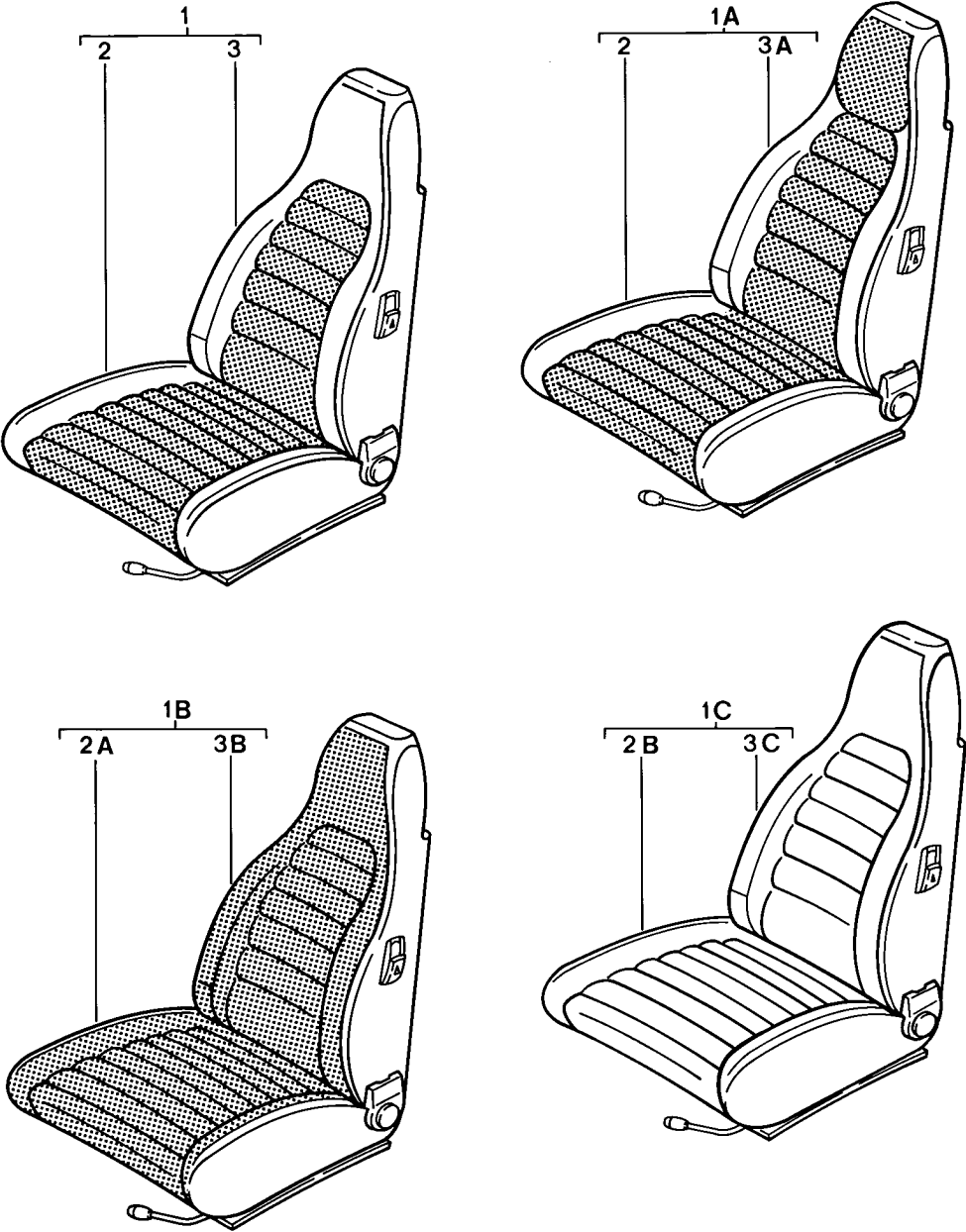
Model: 924 86

Model life 1986&gt;&gt;1988

Pos	Part Number	Description	Remark	Qty	Model
35	944 555 941 00	Lining F >>92HN4 50198	/H	1	M650
	944 555 941 00 05T	Black			
	944 555 941 00 4RB	Brown			
(35)	944 555 041 01	Lining F 92HN4 50199>>	/H	1	M650
	944 555 041 01 05T	Black			
	944 555 041 01 4RB	Brown			
35	944 555 041 02	Lining	/H	1	
	944 555 041 02 05T	Black Surface is different			
36	211 857 785 A	Stopper		2	
	211 857 785 A 01C	Black			
(36)	999 703 403 40	Stopper besteht aus: Pos 36+37		2	
37	111 857 795	Cover disc		2	
	111 857 795 043	Black			
37	111 857 795	Cover disc		2	
	111 857 795 01C	Black			
(37)	999 703 403 40	Stopper besteht aus: Pos 36+37		2	

Model: 924 86

Model life 1986>>1988



Model: 924 86

Model life 1986&gt;&gt;1988

Pos	Part Number	Description	Remark	Qty	Model
1	477 881 021 S	Front seat Complete	/L	1	
		Front seat Leatherette/ Centre part Pin stripe velour			
	477 881 021 S JN1	Black/ Black-white			
	477 881 021 S JN2	Brown/ Brown-beige			
	477 881 021 S RC7	Light grey Light grey-white			
(1)	477 881 022 S	Front seat Leatherette/ Centre part Pin stripe velour	/R	1	
	477 881 022 S JN1	Black/ Black-white			
	477 881 022 S JN2	Brown/ Brown-beige			
	477 881 022 S RC7	Light grey Light grey-white			
1A	477 881 021 S	Front seat Leatherette/ Centre part Porsche lettering cloth	/L	1	
	477 881 021 S PX1	Black/black			
	477 881 021 S PX3	Brown/brown			
	477 881 021 S NX9	Light grey/light grey			
-	PCG 043 204 90	Cloth		1	
	PCG 043 204 90 2CZ	PORSCHE logo Black Pieces 2000 MM X 1500 MM			
(1A)	477 881 022 S	Front seat Leatherette/ Centre part Porsche lettering cloth	/R	1	
	477 881 022 S PX1	Black/black			
	477 881 022 S PX3	Brown/brown			
	477 881 022 S NX9	Light grey/light grey			
-	PCG 043 204 90	Cloth		1	
	PCG 043 204 90 2CZ	PORSCHE logo Black Pieces 2000 MM X 1500 MM			
1A	477 881 021 S	Front seat Leatherette/ Centre part Pin stripe flannel	/L	1	
	477 881 021 S NX4	Black/anthracite			
	477 881 021 S NX5	Brown/brown			
	477 881 021 S NX6	Light grey/light grey			
(1A)	477 881 022 S	Front seat Leatherette/ Centre part Pin stripe flannel	/R	1	
	477 881 022 S NX4	Black/anthracite			
	477 881 022 S NX5	Brown/brown			
	477 881 022 S NX6	Light grey/light grey			
1B	477 881 021 AA	Front seat Leatherette/ Seat and backrest surface	/L	1	



Model: 924 86

Model life 1986&gt;&gt;1988

Pos	Part Number	Description	Remark	Qty	Model
(1B)	477 881 021 AA PX2	Porsche lettering cloth Black/black	/R	1	
	477 881 021 AA PX4	Brown/brown			
	477 881 021 AA NZ3	Light grey/light grey			
	477 881 022 AA	Front seat Leatherette/ Seat and backrest surface Porsche lettering cloth			
1B	477 881 022 AA PX2	Black/black	/L	1	M756
	477 881 022 AA PX4	Brown/brown			
	477 881 022 AA NZ3	Light grey/light grey			
	477 881 021 AA	Front seat Leatherette/ Seat and backrest surface Pin stripe flannel			
(1B)	477 881 021 AA UR9	Grey-burgundy	/R	1	M756
	477 881 022 AA	Front seat Leatherette/ Seat and backrest surface Pin stripe flannel			
	477 881 022 AA UR9	Grey-burgundy			
	477 881 021 T	Front seat Leatherette/leather			
1C	477 881 021 T JN3	Black	/L	1	
	477 881 021 T JN4	Brown			
	477 881 021 T NZ7	Light grey			
	477 881 022 T	Front seat Leatherette/leather			
(1C)	477 881 022 T JN3	Black	/R	1	
	477 881 022 T JN4	Brown			
	477 881 022 T NZ7	Light grey			
	477 881 022 T	Front seat Leatherette/leather			
2	911 521 037 62	Seat cover Leatherette/ Centre part Pin stripe flannel	/L	1	
	911 521 037 62 NX4	Black/anthracite			
	911 521 037 62 NX5	Brown			
	911 521 037 62 NX6	Light grey			
(2)	911 521 038 62	Seat cover Leatherette/ Centre part Pin stripe flannel	/R	1	
	911 521 038 62 NX4	Black/anthracite			
	911 521 038 62 NX5	Brown			
	911 521 038 62 NX6	Light grey			
2	911 521 037 62	Seat cover Leatherette/ Centre part Pin stripe velour	/L	1	
	911 521 037 62 RC7	Light grey Light grey-white			
	911 521 037 62 JN1	Black Black-white			
	911 521 037 62 JN2	Brown Brown-beige			
(2)	911 521 038 62	Seat cover Leatherette/ Centre part Pin stripe velour	/R	1	
	911 521 038 62 RC7	Light grey Light grey-white			
	911 521 038 62 JN1	Black Black-white			
	911 521 038 62 JN2	Brown Brown-beige			

Model: 924 86

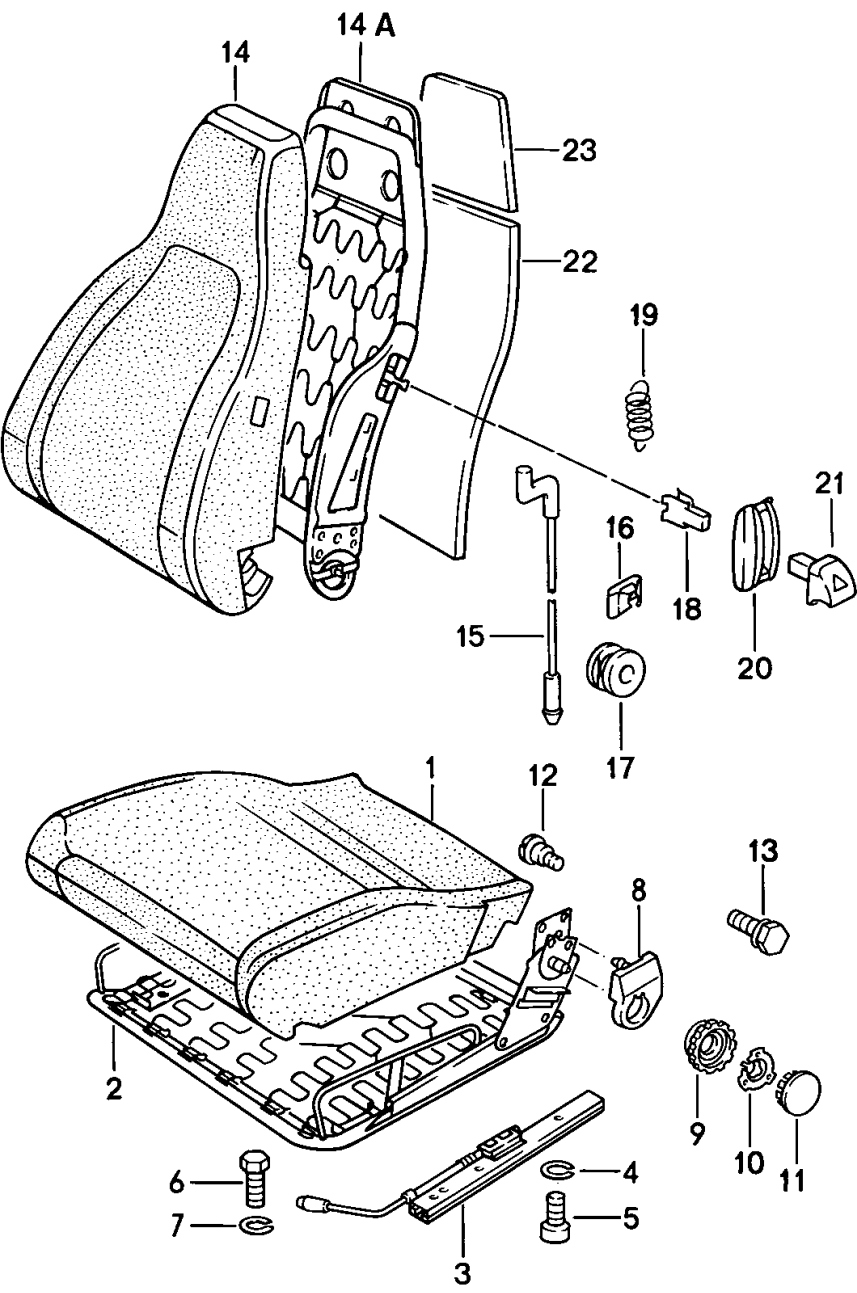
Model life 1986&gt;&gt;1988

Pos	Part Number	Description	Remark	Qty	Model
2	911 521 038 62 JN2	Brown			
	911 521 037 62	Brown-beige Seat cover Leatherette/ Centre part Porsche lettering cloth	/L	1	
(2)	911 521 037 62 PX1	Black			
	911 521 037 62 PX3	Brown			
(2)	911 521 037 62 NX9	Light grey			
	911 521 038 62	Seat cover Leatherette/ Centre part Porsche lettering cloth	/R	1	
2A	911 521 038 62 PX1	Black			
	911 521 038 62 PX3	Brown			
2A	911 521 038 62 NX9	Light grey			
	911 521 037 18	Seat cover Leatherette/ Seat surface Porsche lettering cloth	/L	1	
(2A)	911 521 037 18 PX2	Black/black			
	911 521 037 18 PX4	Brown/brown			
(2A)	911 521 037 18 NZ3	Light grey/light grey			
	911 521 038 18	Seat cover Leatherette/ Seat surface Porsche lettering cloth	/R	1	
2B	911 521 038 18 PX2	Black/black			
	911 521 038 18 PX4	Brown/brown			
2B	911 521 038 18 NZ3	Light grey/light grey			
	911 521 037 18	Seat cover Leatherette/ Seat surface Pin stripe flannel	/L	1	M756
(2B)	911 521 037 18 UR9	Grey-burgundy			
	911 521 038 18	Seat cover Leatherette/ Seat surface Pin stripe flannel	/R	1	M756
2B	911 521 038 18 UR9	Grey-burgundy			
	911 521 037 76	Seat cover Leatherette/leather	/L	1	
(2B)	911 521 037 76 JN3	Black			
	911 521 037 76 JN4	Brown			
(2B)	911 521 037 76 NZ7	Light grey			
	911 521 038 76	Seat cover Leatherette/leather	/R	1	
3	911 521 038 76 JN3	Black			
	911 521 038 76 JN4	Brown			
3	911 521 038 76 NZ7	Light grey			
	911 521 072 76	Backrest cover Leatherette/ Centre part Pin stripe velour		2	
3A	911 521 072 76 JN1	Black/ Black-white			
	911 521 072 76 JN2	Brown/ Brown-beige			
3A	911 521 072 76 RC7	Light grey			
	911 521 072 76	Light grey-white Backrest cover Leatherette/ Centre part		2	

PORSCHE		Illustration: 808-00			PORSCHE	
Model: 924 86		Model life 1986>>1988				
Pos	Part Number	Description	Remark	Qty	Model	
3A	911 521 072 76 PX1	Porsche lettering cloth Black/black		2		
	911 521 072 76 PX3	Brown/brown				
	911 521 072 76 NX9	Light grey/light grey				
	911 521 072 76	Backrest cover Leatherette/ Centre part Pin stripe flannel				
	911 521 072 76 NX4	Black/anthracite				
3B	911 521 072 76 NX5	Brown/brown	84-	2		
	911 521 072 76 NX6	Light grey/light grey				
	911 521 072 25	Backrest cover Leatherette/ Backrest surface Porsche lettering cloth				
	911 521 072 25 PX2	Black/black				
	911 521 072 25 PX4	Brown/brown				
3	911 521 072 25 NZ3	Light grey/light grey		2	M756	
	911 521 072 25	Backrest cover Leatherette/ Backrest surface Pin stripe flannel				
	911 521 072 25 UR9	Grey-burgundy				
	911 521 072 77	Backrest cover Leatherette/leather				
	911 521 072 77 JN3	Black				
3C	911 521 072 77 JN4	Brown		2		
	911 521 072 77 NZ7	Light grey				

Model: 924 86

Model life 1986>>1988



Model: 924 86 Model life 1986>>1988

Pos	Part Number	Description	Remark	Qty	Model
		Front seat Single parts Cloth			
1	911 521 385 01	Foam part	/L	1	
		Seat cushion			
(1)	911 521 386 01	Foam part	/R	1	
		Seat cushion			
2	911 521 069 56	Seat frame	/L	1	
(2)	911 521 070 56	Seat frame	/R	1	
3	477 881 211	Seat rail	/L	1	
		with locking device			
(3)	477 881 212	Seat rail	/R	1	
		with locking device			
(3)	944 521 491 00	Seat rail		2	
(3)		Seat rail		2	
		Inner See TPI GR.8 NR.34			
4	N 012 006 4	Lock ring		8	
		B 6			
5	900 067 008 03	Pan-head screw		8	
5	900 067 008 02	Pan-head screw		8	
		M 6 X 12			
5	900 067 008 03	Pan-head screw		8	
		M 6 X 12			
6	N 010 215 13	Hexagon-head bolt		8	
		M 6 X 15			
7	N 012 006 4	Lock ring		8	
		B 6			
8	911 521 359 02	Cover	/L	1	
(8)	911 521 360 02	Cover	/R	1	
(9)	911 521 381 02	Cover		2	
		for backrest adjustment Comprising: POS. 9 Shifting wheel POS. 11 Cover			
9	911 521 381 00	Shifting wheel		2	
		for backrest adjustment			
10	911 521 571 00	Tensioning spring		2	
11	911 521 383 00	Cover		2	
11	911 521 381 02	Cover		2	
12	911 521 371 00	Screw		2	
13	911 521 547 00	Screw		4	
14A	911 521 027 58	Backrest frame	/L	1	
14A		Backrest frame	/L	1	
(14A)	911 521 028 58	Backrest frame	/R	1	
(14A)		Backrest frame	/R	1	
14	911 521 393 00	Foam part		2	
		Backrest			
(14)		Foam part		2	
		Backrest			
15	911 521 361 00	Wire pull		2	
		for Release			
15	911 521 361 02	Wire pull		2	
		for Release			
16	911 521 369 00	Terminal		2	
		for Cable			
17	911 521 343 00	Guide bush		2	

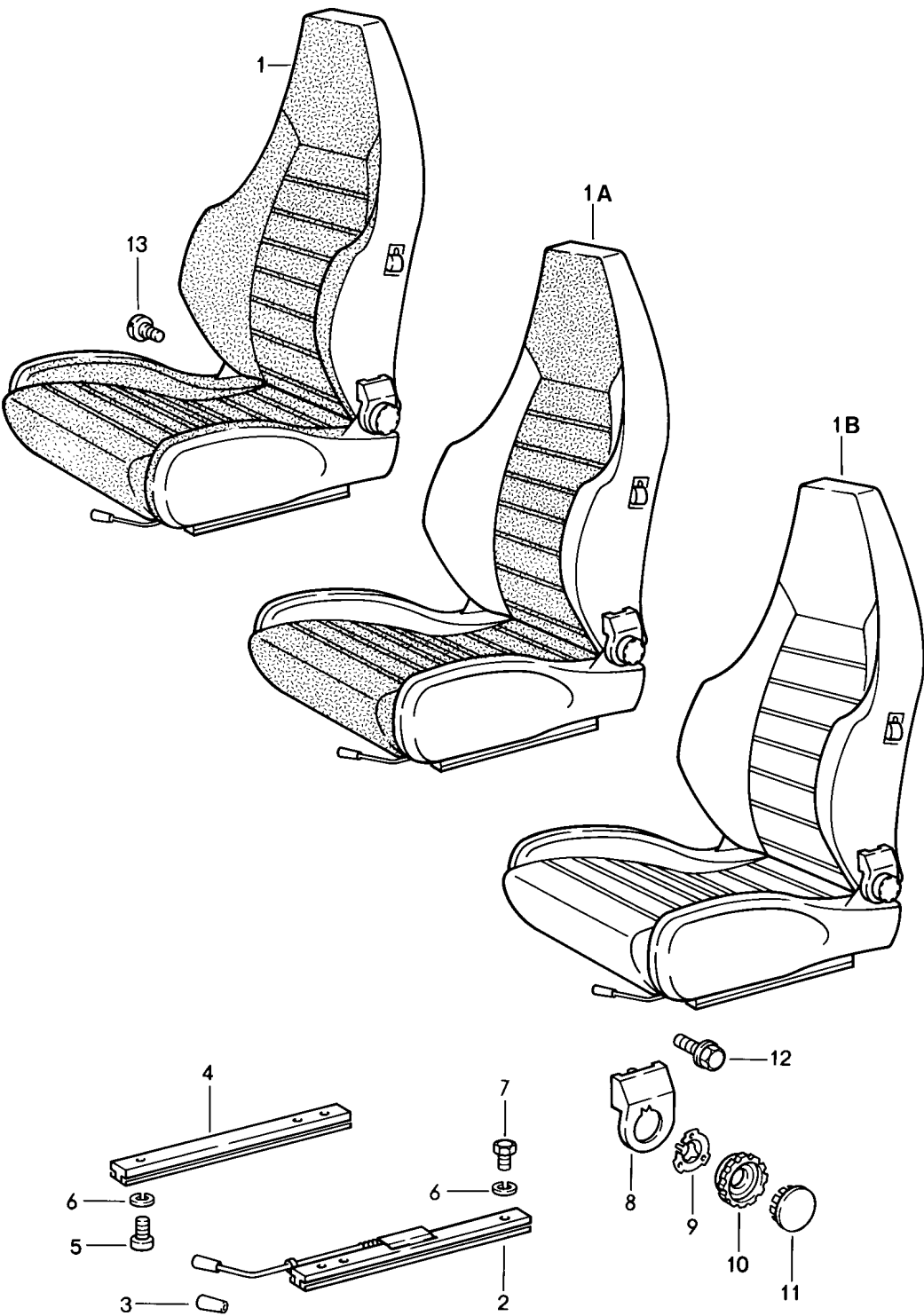
Model: 924 86

Model life 1986&gt;&gt;1988

Pos	Part Number	Description	Remark	Qty	Model
18	311 881 247	Clip		2	
19	311 881 287 A	Tension spring		2	
20	911 521 815 00	Rosette		2	
	911 521 815 00 01C	Satin black			
21	911 521 817 00	Control button		2	
	911 521 817 00 01C	Satin black			
22	911 521 575 00	Filler piece for Backrest frame		2	
23	911 521 435 00	Filler piece for Backrest frame		2	
-	477 898 021	Repair seat Complete with Seat rail without Foam part without Cover for Seat and backrest surface	/L	1	
-	477 898 022	Repair seat Complete with Seat rail without Foam part without Cover for Seat and backrest surface	/R	1	
-	PCG 043 204 90	Cloth		1	
	PCG 043 204 90 2CZ	PORSCHE logo Black Pieces 2000 MM X 1500 MM			

Model: 924 86

Model life 1986>>1988



Model: 924 86

Model life 1986&gt;&gt;1988

Pos	Part Number	Description	Remark	Qty	Model
1	911 521 007 07	Sports seat Complete	/L	1	
		Sports seat Leatherette/ Seat and backrest surface Porsche lettering cloth			
	911 521 007 07 PX2	Black/black			
	911 521 007 07 PX4	Brown/brown			
	911 521 007 07 NZ3	Light grey/light grey			
(1)	911 521 008 07	Sports seat Leatherette/ Seat and backrest surface Porsche lettering cloth	/R	1	
		Sports seat Leatherette/ Centre part Head rest Porsche lettering cloth			
	911 521 008 07 PX2	Black/black			
	911 521 008 07 PX4	Brown/brown			
	911 521 008 07 NZ3	Light grey/light grey			
1A	911 521 007 07	Sports seat Leatherette/ Centre part Head rest Porsche lettering cloth	/L	1	
		Sports seat Leatherette/ Centre part Head rest Porsche lettering cloth			
	911 521 007 07 PX1	Black/black			
	911 521 007 07 PX3	Brown/brown			
	911 521 007 07 NX9	Light grey/light grey			
(1A)	911 521 008 07	Sports seat Leatherette/ Centre part Head rest Porsche lettering cloth	/R	1	
		Sports seat Leatherette/ Centre part Head rest Porsche lettering cloth			
	911 521 008 07 PX1	Black/black			
	911 521 008 07 PX3	Brown/brown			
	911 521 008 07 NX9	Light grey/light grey			
1B	911 521 007 64	Sports seat Leatherette/ Centre part Head rest Porsche lettering cloth	/L	1	
		Sports seat Leatherette/ Centre part Head rest Porsche lettering cloth			
	911 521 007 64 KZ2	Black			
	911 521 007 64 KZ5	Brown			
	911 521 007 64 NZ9	Light grey			
(1B)	911 521 008 64	Sports seat Leatherette/ Centre part Head rest Porsche lettering cloth	/R	1	
		Sports seat Leatherette/ Centre part Head rest Porsche lettering cloth			
	911 521 008 64 KZ2	Black			
	911 521 008 64 KZ5	Brown			
	911 521 008 64 NZ9	Light grey			
2	928 521 489 02	Seat rail with locking device	/L -87	1	
(2)	928 521 490 02	Seat rail with locking device	/R -87	1	
2	928 521 489 10	Seat rail with locking device	/L	1	
(2)	928 521 490 10	Seat rail with locking device	/R	1	
3	911 521 533 00	Handle knob		2	
(3)	911 521 533 01	Handle for longitudinal adjustment		2	
	911 521 533 01 01C	Satin black			
4	944 521 491 00	Seat rail without locking device See TPI GR.8 NR.34	-87	2	
4		Seat rail without locking device		2	
5	900 067 008 03	Pan-head screw		8	
5	900 067 008 02	Pan-head screw M 6 X 12		8	



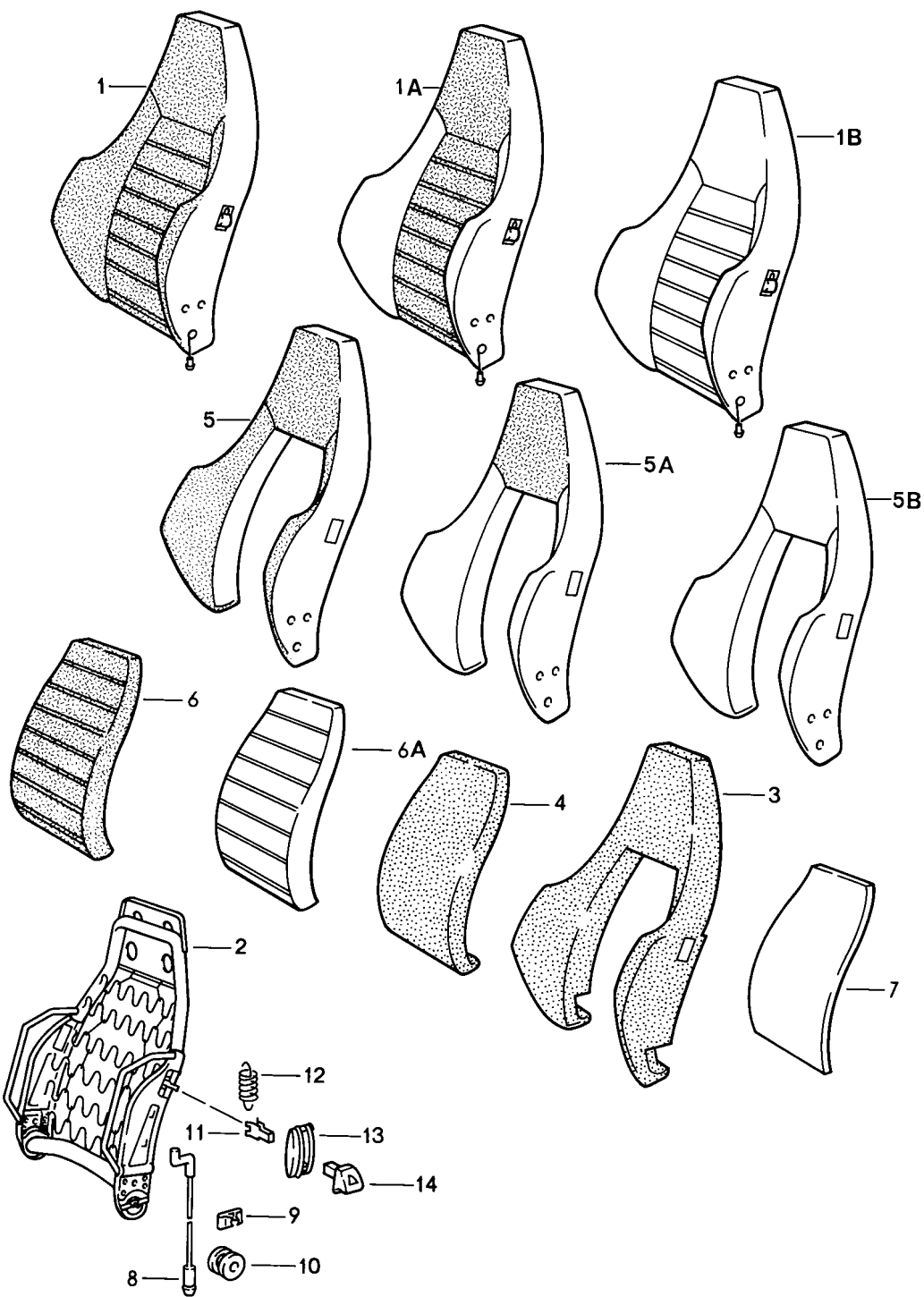
Model: 924 86

Model life 1986&gt;&gt;1988

Pos	Part Number	Description	Remark	Qty	Model
5	900 067 008 03	Pan-head screw M 6 X 12		8	
6	N 012 006 4	Lock ring B 6		16	
7	N 010 215 13	Hexagon-head bolt M 6 X 15		8	
8	911 521 359 02	Cover	/L	1	
(8)	911 521 360 02	Cover	/R	1	
9	911 521 571 00	Tensioning spring		2	
(10)	911 521 381 02	Cover for backrest adjustment Comprising: POS. 10 Shifting wheel POS. 11 Cover		2	
10	911 521 381 00	Shifting wheel		2	
11	911 521 383 00	Cover		2	
11	911 521 381 02	Cover		2	
12	911 521 371 00	Screw		2	
13	911 521 547 00	Screw		4	

Model: 924 86

Model life 1986>>1988



Model: 924 86

Model life 1986&gt;&gt;1988

Pos	Part Number	Description	Remark	Qty	Model
1	911 521 603 07	Sports seat Backrest Single parts Backrest Leatherette/ Backrest surface Porsche lettering cloth	/L	1	
	911 521 603 07 PX2	Black/black			
	911 521 603 07 PX4	Brown/brown			
	911 521 603 07 NZ3	Light grey/light grey			
(1)	911 521 604 07	Backrest Leatherette/ Backrest surface Porsche lettering cloth	/R	1	
	911 521 604 07 PX2	Black/black			
	911 521 604 07 PX4	Brown/brown			
	911 521 604 07 NZ3	Light grey/light grey			
1A	911 521 603 07	Backrest Leatherette/ Head rest Porsche lettering cloth	/L	1	
	911 521 603 07 PX1	Black/black			
	911 521 603 07 PX3	Brown/brown			
	911 521 603 07 NX9	Light grey/light grey			
(1A)	911 521 604 07	Backrest Leatherette/ Head rest Porsche lettering cloth	/R	1	
	911 521 604 07 PX1	Black/black			
	911 521 604 07 PX3	Brown/brown			
	911 521 604 07 NX9	Light grey/light grey			
1B	911 521 603 53	Backrest Leather	/L	1	
	911 521 603 53 KZ2	Black			
	911 521 603 53 KZ5	Brown			
	911 521 603 53 NZ9	Light grey			
(1B)	911 521 604 53	Backrest Leather	/R	1	
	911 521 604 53 KZ2	Black			
	911 521 604 53 KZ5	Brown			
	911 521 604 53 NZ9	Light grey			
2	911 521 613 02	Backrest frame	/L	1	
(2)	911 521 614 02	Backrest frame	/R	1	
3	911 521 751 02	Foam part Backrest side bolster		2	
4	911 521 104 02	Foam part Backrest cushion		2	
5	911 521 072 06	Backrest side bolster cover Leatherette/ Backrest surface Porsche lettering cloth		2	
	911 521 072 06 PX2	Black/black			
	911 521 072 06 PX4	Brown/brown			
	911 521 072 06 NZ3	Light grey/light grey			
5	911 521 072 06	Backrest side bolster cover Leatherette/ Backrest surface Pin stripe flannel		2	M755
	911 521 072 06 UR6	Grey-ochre			
	911 521 072 06 UR8	Grey-turquoise			
5A	911 521 072 06	Backrest side bolster cover Leatherette/ Head rest		2	

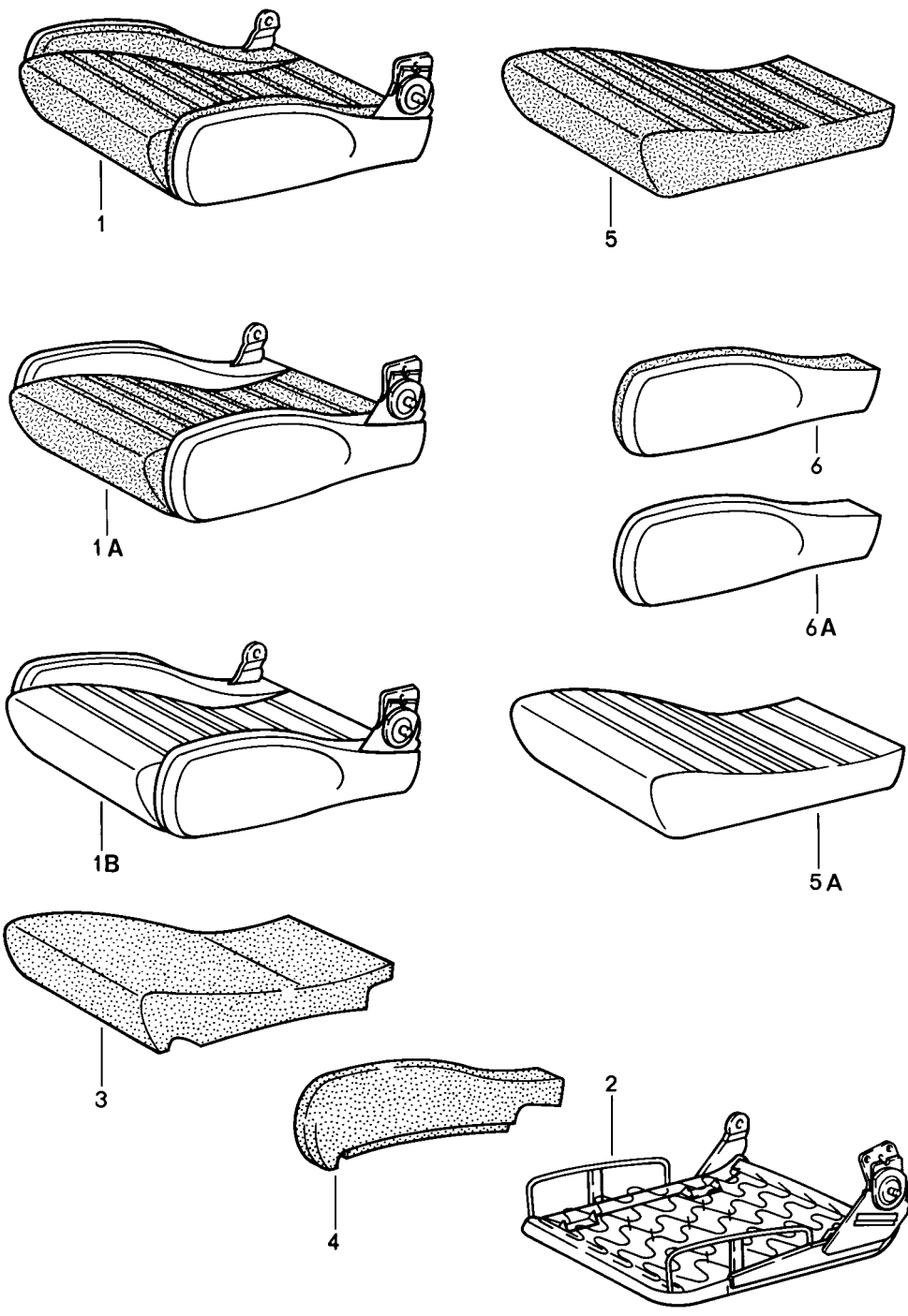
Model: 924 86

Model life 1986&gt;&gt;1988

Pos	Part Number	Description	Remark	Qty	Model
5B	911 521 072 06 PX1	Porsche lettering cloth Black/black			
	911 521 072 06 PX3	Brown/brown			
	911 521 072 06 NX9	Light grey/light grey			
	911 521 072 70	Backrest side bolster cover Leather		2	
	911 521 072 70 KZ2	Black			
6	911 521 072 70 KZ5	Brown			
	911 521 072 70 NZ9	Light grey			
	911 521 403 06	Backrest cushion cover Leatherette/ Backrest surface Porsche lettering cloth		2	
	911 521 403 06 2CZ	Black			
	911 521 403 06 7NZ	Brown			
6	911 521 403 06 8BY	Light grey			
	911 521 403 06	Backrest cushion cover Leatherette/ Backrest surface Pin stripe flannel		2	
	911 521 403 06 UR6	Grey-ochre			
	911 521 403 06 UR8	Grey-turquoise			
	911 521 403 50	Backrest cushion cover Leather		2	
6A	911 521 403 50 1AJ	Black			
	911 521 403 50 4RB	Brown			
	911 521 403 50 1FW	Light grey			
7	911 521 575 00	Filler piece		2	
8	911 521 361 00	Wire pull for Release		2	
8	911 521 361 02	Wire pull for Release		2	
9	911 521 369 00	Terminal for Cable		2	
10	911 521 343 00	Guide bush		2	
11	311 881 247	Clip		2	
12	311 881 287 A	Tension spring for Release		2	
13	911 521 815 00	Rosette		2	
14	911 521 815 00 01C	Satin black			
	911 521 817 00	Control button		2	
	911 521 817 00 01C	Satin black			

Model: 924 86

Model life 1986>>1988



Model: 924 86

Model life 1986&gt;&gt;1988

Pos	Part Number	Description	Remark	Qty	Model
1	911 521 605 06	Sports seat Seat cushion Single parts Seat cushion Leatherette/ Seat surface Porsche lettering cloth	/L	1	
	911 521 605 06 PX2	Black/black			
	911 521 605 06 PX4	Brown/brown			
	911 521 605 06 NZ3	Light grey/light grey			
(1)	911 521 606 06	Seat cushion Leatherette/ Seat surface Porsche lettering cloth	/R	1	
	911 521 606 06 PX2	Black/black			
	911 521 606 06 PX4	Brown/brown			
	911 521 606 06 NZ3	Light grey/light grey			
1A	911 521 605 06	Seat cushion Leatherette/ Centre part Porsche lettering cloth	/L	1	
	911 521 605 06 PX1	Black/black			
	911 521 605 06 PX3	Brown/brown			
	911 521 605 06 NX9	Light grey/light grey			
(1A)	911 521 606 06	Seat cushion Leatherette/ Centre part Porsche lettering cloth	/R	1	
	911 521 606 06 PX1	Black/black			
	911 521 606 06 PX3	Brown/brown			
	911 521 606 06 NX9	Light grey/light grey			
1B	911 521 605 50	Seat cushion Leather	/L	1	
	911 521 605 50 KZ2	Black			
	911 521 605 50 KZ5	Brown			
	911 521 605 50 NZ9	Light grey			
(1B)	911 521 606 50	Seat cushion Leather	/R	1	
	911 521 606 50 KZ2	Black			
	911 521 606 50 KZ5	Brown			
	911 521 606 50 NZ9	Light grey			
2	911 521 621 01	Seat frame	/L	1	
(2)	911 521 622 01	Seat frame	/R	1	
3	911 521 697 02	Foam part Seat cushion		2	
4	911 521 683 02	Foam part Seat side bolster Left seat	/L	1	
(4)	911 521 654 02	Foam part Seat side bolster Left seat	/R	1	
(4)	911 521 653 02	Foam part Seat side bolster Right seat	/L	1	
(4)	911 521 684 02	Foam part Seat side bolster Right seat	/R	1	
5	911 521 439 06	Cover for cushion Seat surface Porsche lettering cloth		2	
	911 521 439 06 2CZ	Black			
	911 521 439 06 7NZ	Brown			
	911 521 439 06 8BY	Light grey			

Model: 924 86

Model life 1986&gt;&gt;1988

Pos	Part Number	Description	Remark	Qty	Model
5	911 521 439 06	Cover for cushion Seat surface Pin stripe flannel		2	M755
	911 521 439 06 UR6	Grey-ochre			
	911 521 439 06 UR8	Grey-turquoise			
5A	911 521 439 50	Cover for cushion Leather		2	
	911 521 439 50 1AJ	Black			
	911 521 439 50 4RB	Brown			
	911 521 439 50 1FW	Light grey			
6	911 521 631 06	Seat side bolster cover Left seat Leatherette/ Seat surface Porsche lettering cloth	/L	1	
	911 521 631 06 PX2	Black/black			
	911 521 631 06 PX4	Brown/brown			
	911 521 631 06 NZ3	Light grey/light grey			
(6)	911 521 632 06	Seat side bolster cover Left seat Leatherette/ Seat surface Porsche lettering cloth	/R	1	
	911 521 632 06 PX2	Black/black			
	911 521 632 06 PX4	Brown/brown			
	911 521 632 06 NZ3	Light grey/light grey			
(6)	911 521 633 06	Seat side bolster cover Right seat Leatherette/ Seat surface Porsche lettering cloth	/L	1	
	911 521 633 06 PX2	Black/black			
	911 521 633 06 PX4	Brown/brown			
	911 521 633 06 NZ3	Light grey/light grey			
(6)	911 521 634 06	Seat side bolster cover Right seat Leatherette/ Seat surface Porsche lettering cloth	/R	1	
	911 521 634 06 PX2	Black/black			
	911 521 634 06 PX4	Brown/brown			
	911 521 634 06 NZ3	Light grey/light grey			
6	911 521 631 06	Seat side bolster cover Left seat Leatherette/ Seat surface Pin stripe flannel	/L	1	M755
	911 521 631 06 UR6	Grey-ochre			
	911 521 631 06 UR8	Grey-turquoise			
(6)	911 521 632 06	Seat side bolster cover Left seat Leatherette/ Seat surface Pin stripe flannel	/R	1	M755
	911 521 632 06 UR6	Grey-ochre			
	911 521 632 06 UR8	Grey-turquoise			
(6)	911 521 633 06	Seat side bolster cover Right seat Leatherette/ Seat surface Pin stripe flannel	/L	1	M755
	911 521 633 06 UR6	Grey-ochre			
	911 521 633 06 UR8	Grey-turquoise			

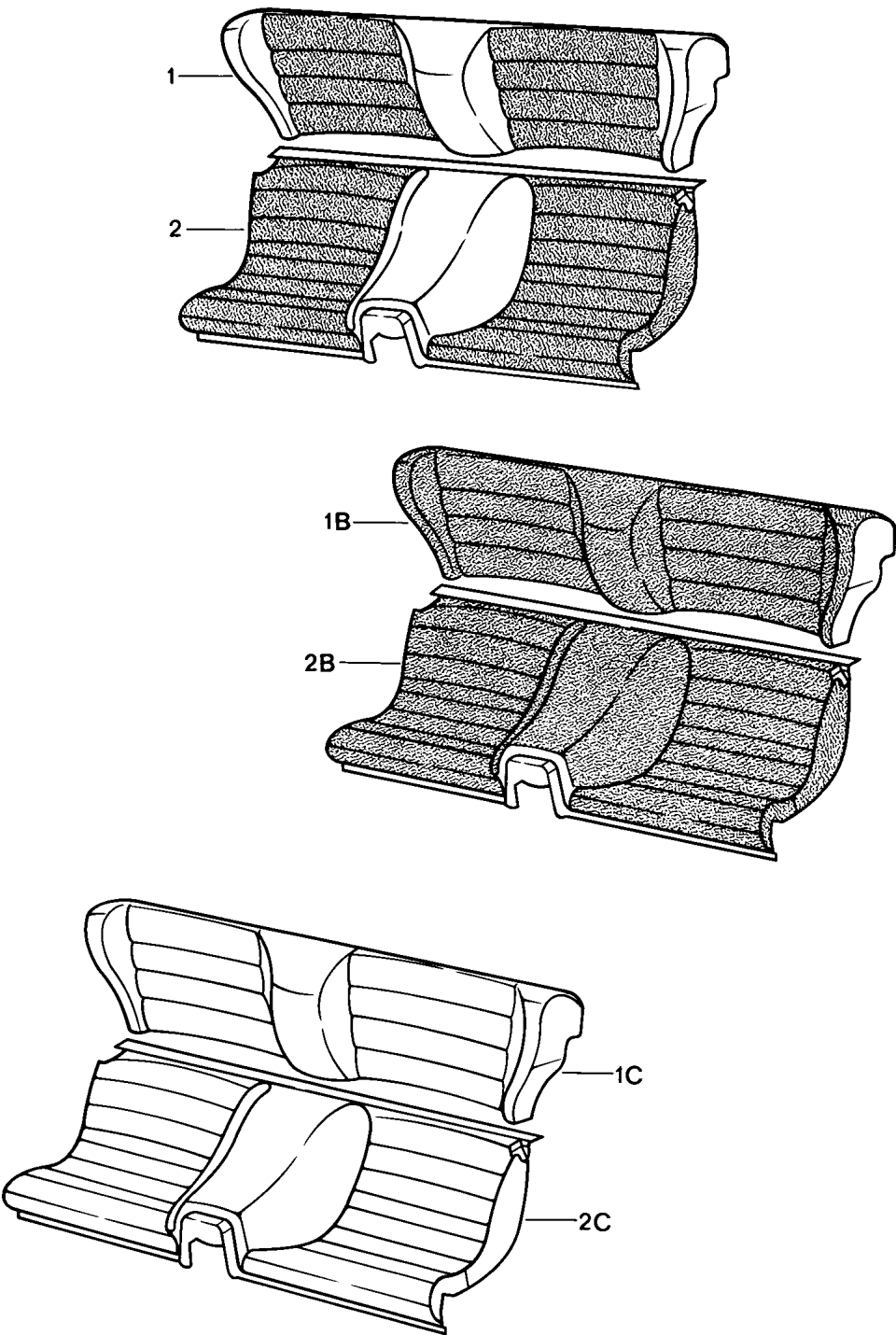
Model: 924 86 Model life 1986&gt;&gt;1988

Pos	Part Number	Description	Remark	Qty	Model
(6)	911 521 634 06	Seat side bolster cover Right seat Leatherette/ Seat surface Pin stripe flannel	/R	1	M755
	911 521 634 06 UR6	Grey-ochre			
	911 521 634 06 UR8	Grey-turquoise			
6A	911 521 631 06	Seat side bolster cover Left seat Leatherette	/L	1	
	911 521 631 06 PX1	Black			
	911 521 631 06 PX3	Brown			
	911 521 631 06 NX9	Light grey			
(6A)	911 521 632 06	Seat side bolster cover Left seat Leatherette	/R	1	
	911 521 632 06 PX1	Black			
	911 521 632 06 PX3	Brown			
	911 521 632 06 NX9	Light grey			
(6A)	911 521 633 06	Seat side bolster cover Right seat Leatherette	/L	1	
	911 521 633 06 PX1	Black			
	911 521 633 06 PX3	Brown			
	911 521 633 06 NX9	Light grey			
(6A)	911 521 634 06	Seat side bolster cover Right seat Leatherette	/R	1	
	911 521 634 06 PX1	Black			
	911 521 634 06 PX3	Brown			
	911 521 634 06 NX9	Light grey			
6A	911 521 631 50	Seat side bolster cover Left seat Leather	/L	1	
	911 521 631 50 KZ2	Black			
	911 521 631 50 KZ5	Brown			
	911 521 631 50 NZ9	Light grey			
(6A)	911 521 632 50	Seat side bolster cover Left seat Leather	/R	1	
	911 521 632 50 KZ2	Black			
	911 521 632 50 KZ5	Brown			
	911 521 632 50 NZ9	Light grey			
(6A)	911 521 633 50	Seat side bolster cover Right seat Leather	/L	1	
	911 521 633 50 KZ2	Black			
	911 521 633 50 KZ5	Brown			
	911 521 633 50 NZ9	Light grey			
(6A)	911 521 634 50	Seat side bolster cover Right seat Leather	/R	1	
	911 521 634 50 KZ2	Black			
	911 521 634 50 KZ5	Brown			
	911 521 634 50 NZ9	Light grey			



Model: 924 86

Model life 1986>>1988



Model: 924 86 Model life 1986>>1988

Pos	Part Number	Description	Remark	Qty	Model
1	944 522 045 00	Back seat Complete Backrest Leatherette/ Centre part Pin stripe velour		1	
	944 522 045 00 JN1	Black/ Black-white			
	944 522 045 00 JN2	Brown/ Brown-beige			
	944 522 045 00 RC7	Light grey Light grey-white			
1	944 522 045 00	Backrest Leatherette/ Centre part Pin stripe flannel		1	
	944 522 045 00 NX6	Light grey/light grey			
	944 522 045 00 NX5	Brown/brown			
	944 522 045 00 NX4	Black/anthracite			
1	944 522 045 00	Backrest Leatherette/ Centre part Porsche lettering cloth		1	
	944 522 045 00 PX1	Black/black			
	944 522 045 00 PX3	Brown/brown			
	944 522 045 00 NX9	Light grey/light grey			
1B	944 522 045 00	Backrest Leatherette/ Backrest surface Porsche lettering cloth		1	
	944 522 045 00 PX2	Black/black			
	944 522 045 00 PX4	Brown/brown			
	944 522 045 00 NZ3	Light grey/light grey			
1B	944 522 045 05	Backrest Leatherette/ Backrest surface Porsche lettering cloth		1	
	944 522 045 05 PX2	Black/black			
	944 522 045 05 PX4	Brown/brown			
	944 522 045 05 NZ3	Light grey/light grey			
1B	944 522 045 05	Backrest Leatherette/ Backrest surface Pin stripe flannel		1	M755
	944 522 045 05 UR9	Grey-burgundy			
1C	944 522 045 00	Backrest Leatherette		1	M756
	944 522 045 00 JN3	Black			
	944 522 045 00 JN4	Brown			
	944 522 045 00 NZ7	Light grey			
1C	944 522 045 04	Backrest Leatherette		1	
	944 522 045 04 JN3	Black			
	944 522 045 04 JN4	Brown			
	944 522 045 04 NZ7	Light grey			
2	477 885 871 B	Seat cushion Leatherette/ Centre part Pin stripe velour		1	
	477 885 871 B JN1	Black/ Black-white			
	477 885 871 B JN2	Brown/ Brown-beige			

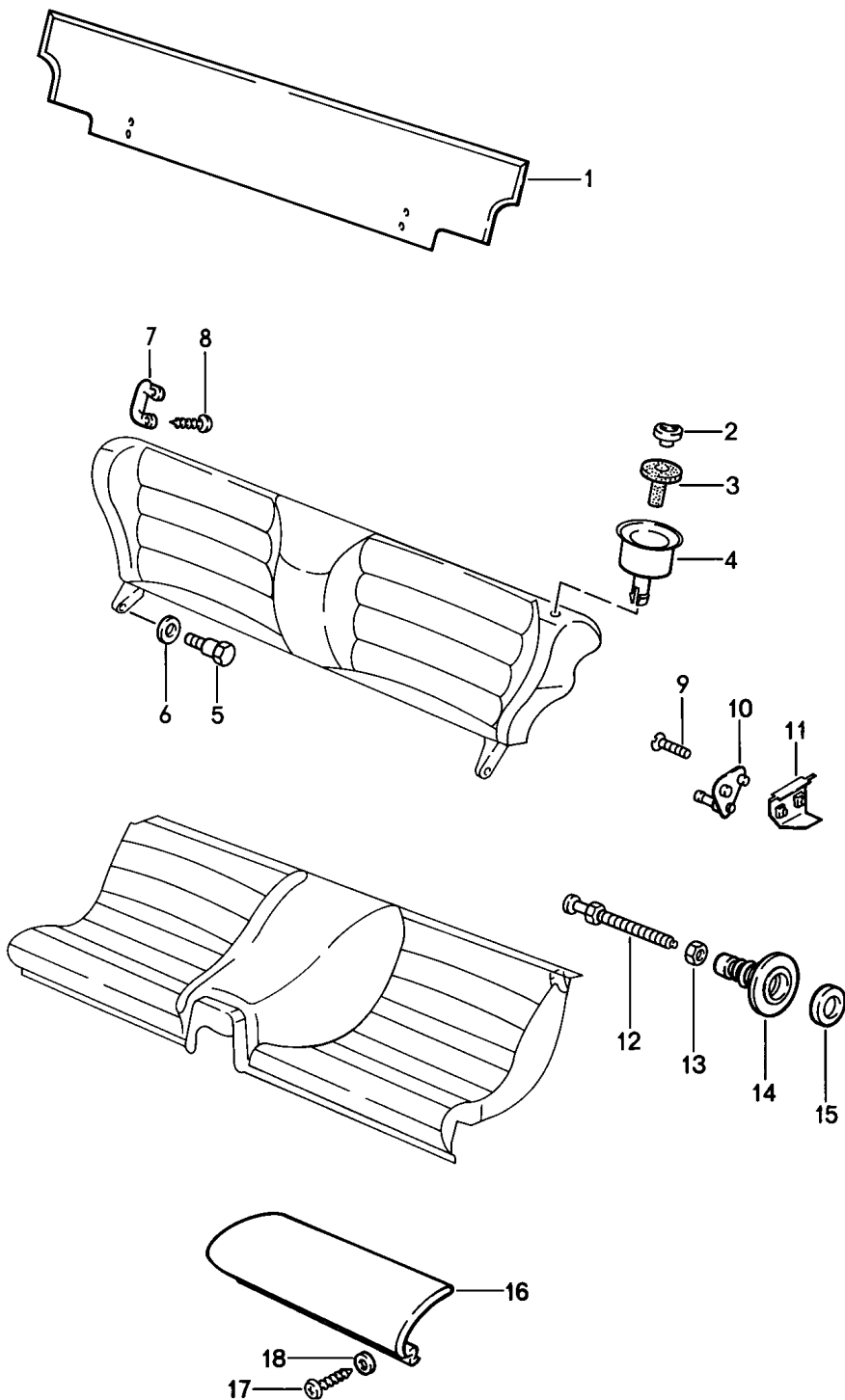
Model: 924 86

Model life 1986&gt;&gt;1988

Pos	Part Number	Description	Remark	Qty	Model
2	477 885 871 B RC7	Light grey			
		Light grey-white			
	477 885 871 B	Seat cushion		1	
		Leatherette/ Centre part			
		Pin stripe flannel			
2	477 885 871 B NX4	Black/anthracite			
	477 885 871 B NX5	Brown/brown			
	477 885 871 B NX6	Light grey/light grey			
	477 885 871 B	Seat cushion		1	
		Leatherette/ Centre part			
2B		Porsche lettering cloth			
	477 885 871 B PX1	Black/black			
	477 885 871 B PX3	Brown/brown			
	477 885 871 B NX9	Light grey/light grey			
	944 522 073 04	Seat cushion		1	
2B		Seat surface			
		Porsche lettering cloth			
	944 522 073 04 PX2	Black/black			
	944 522 073 04 PX4	Brown/brown			
	944 522 073 04 NZ3	Light grey/light grey			
2B	944 522 073 04	Seat cushion		1	M755
		Seat surface			
		Pin stripe flannel			
	944 522 073 04 UR9	Grey-burgundy			M756
	477 885 871 B	Seat cushion		1	
2C		Leatherette			
	477 885 871 B JN3	Black			
	477 885 871 B JN4	Brown			
	477 885 871 B NZ7	Light grey			
	944 522 073 03	Seat cushion		1	
2C		Leatherette			
	944 522 073 03 JN3	Black			
	944 522 073 03 JN4	Brown			
	944 522 073 03 NZ7	Light grey			

Model: 924 86

Model life 1986>>1988



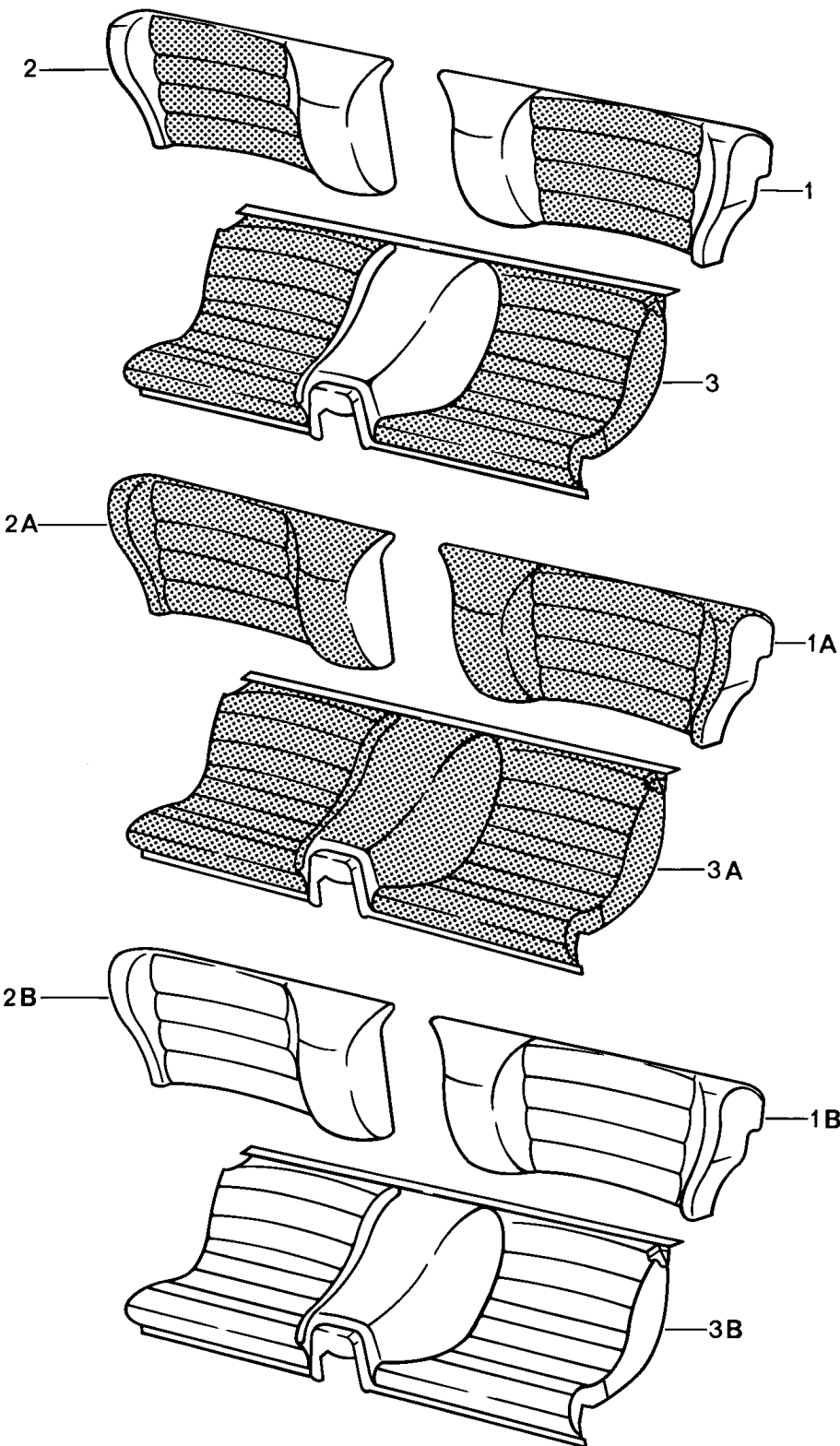
Model: 924 86

Model life 1986&gt;&gt;1988

Pos	Part Number	Description	Remark	Qty	Model
1	944 522 831 00	Back seat Single parts Carpet for Back seat backrest		1	
	944 522 831 00 1DR	Black			
	944 522 831 00 9RR	Brown			
	944 522 831 00 2FR	Light grey			
	944 522 831 00 4JR	Burgundy			
2	944 522 317 00	Push button		2	
	944 522 317 00 01C	Satin black			
3	944 522 319 00	Guide piece		2	
4	944 522 315 00	Rosette		2	
	944 522 315 00 01C	Satin black			
5	477 885 767	Hexagon-head bolt		2	
6	900 025 007 03	Washer		2	
6	900 025 007 02	Washer		2	
		A 8,4			
6	900 025 007 03	Washer		2	
		A 8,4			
7	477 885 761	Retaining bar		2	
8	N 014 096 3	Rais. counters. h. tap. s. B 4,2 X 22		4	
12	944 522 267 00	Retaining pivot		2	
13	N 011 111 2	Nut		4	
		BM 12 X 1,5			
14	944 522 053 00	Lining	/L	1	
	944 522 053 00 01C	Satin black			
(14)	944 522 054 00	Lining	/R	1	
	944 522 054 00 01C	Satin black			
15	N 011 675 2	Washer		2	
		B 15 X 45 X 3,0			

Model: 924 86

Model life 1986>>1988



Model: 924 86

Model life 1986&gt;&gt;1988

Pos	Part Number	Description	Remark	Qty	Model
1	944 522 045 01	Back seat Divided Backrest Leatherette/ Centre part Pin stripe velour Carpet	/L	1	M685
	944 522 045 01 JN1	Black/ Black-white Black			
	944 522 045 01 JN2	Brown/ Brown-beige Brown			
	944 522 045 01 RC7	Light grey Light grey-white Light grey			
	944 522 045 01 UA2	Black/ Black-white Light grey			
2	944 522 046 01	Backrest Leatherette/ Centre part Pin stripe velour Carpet	/R	1	
	944 522 046 01 JN1	Black/ Black-white Black			
	944 522 046 01 JN2	Brown/ Brown-beige Brown			
	944 522 046 01 RC7	Light grey Light grey-white Light grey			
	944 522 046 01 UA2	Black/ Black-white Light grey			
1	944 522 045 01	Backrest Leatherette/ Centre part Pin stripe flannel Carpet	/L	1	
	944 522 045 01 NX4	Black/anthracite Black			
	944 522 045 01 NX5	Brown/brown Brown			
	944 522 045 01 NX6	Light grey/light grey Light grey			
	944 522 045 01 UA3	Black/anthracite Light grey			
2	944 522 046 01	Backrest Leatherette/ Centre part Pin stripe flannel Carpet	/R	1	
	944 522 046 01 NX4	Black/anthracite Black			
	944 522 046 01 NX5	Brown/brown Brown			
	944 522 046 01 NX6	Light grey/light grey Light grey			
	944 522 046 01 UA3	Black/anthracite Light grey			
1	944 522 045 01	Backrest	/L	1	

Model: 924 86

Model life 1986&gt;&gt;1988

Pos	Part Number	Description	Remark	Qty	Model
2	944 522 045 01 PX1	Leatherette/ Centre part Porsche lettering cloth Carpet Black/black Black	/R	1	
		Brown/brown Brown			
		Light grey/light grey Light grey			
		Black/black Light grey			
		Backrest Leatherette/ Centre part Porsche lettering cloth Carpet			
		Black/black Black			
		Brown/brown Brown			
		Light grey/light grey Light grey			
		Black/black Light grey			
		Backrest Leatherette/ Backrest surface Porsche lettering cloth Carpet			
		Black/black Black			
		Brown/brown Brown			
		Light grey/light grey Light grey			
		Black/black Light grey			
1A	944 522 045 02	Backrest Leatherette/ Backrest surface Porsche lettering cloth Carpet	/L	1	
2A	944 522 045 02 PX2	Black/black Black	/R	1	
		Brown/brown Brown			
		Light grey/light grey Light grey			
		Black/black Light grey			
		Backrest Leatherette/ Backrest surface Porsche lettering cloth Carpet			
		Black/black Black			
		Brown/brown Brown			
		Light grey/light grey Light grey			
		Black/black Light grey			
		Backrest Leatherette/ Backrest surface Porsche lettering cloth Carpet			
		Black/black Black			
		Brown/brown Brown			
		Light grey/light grey Light grey			
		Black/black Light grey			
1B	944 522 045 03	Backrest Leatherette/ Carpet	/L	1	
2B	944 522 045 03 JN3	Black	/R	1	
		Brown			
		Light grey			
		Light grey			
		Backrest Leatherette/ Carpet			
		Black			
	944 522 046 03 JN4	Brown			



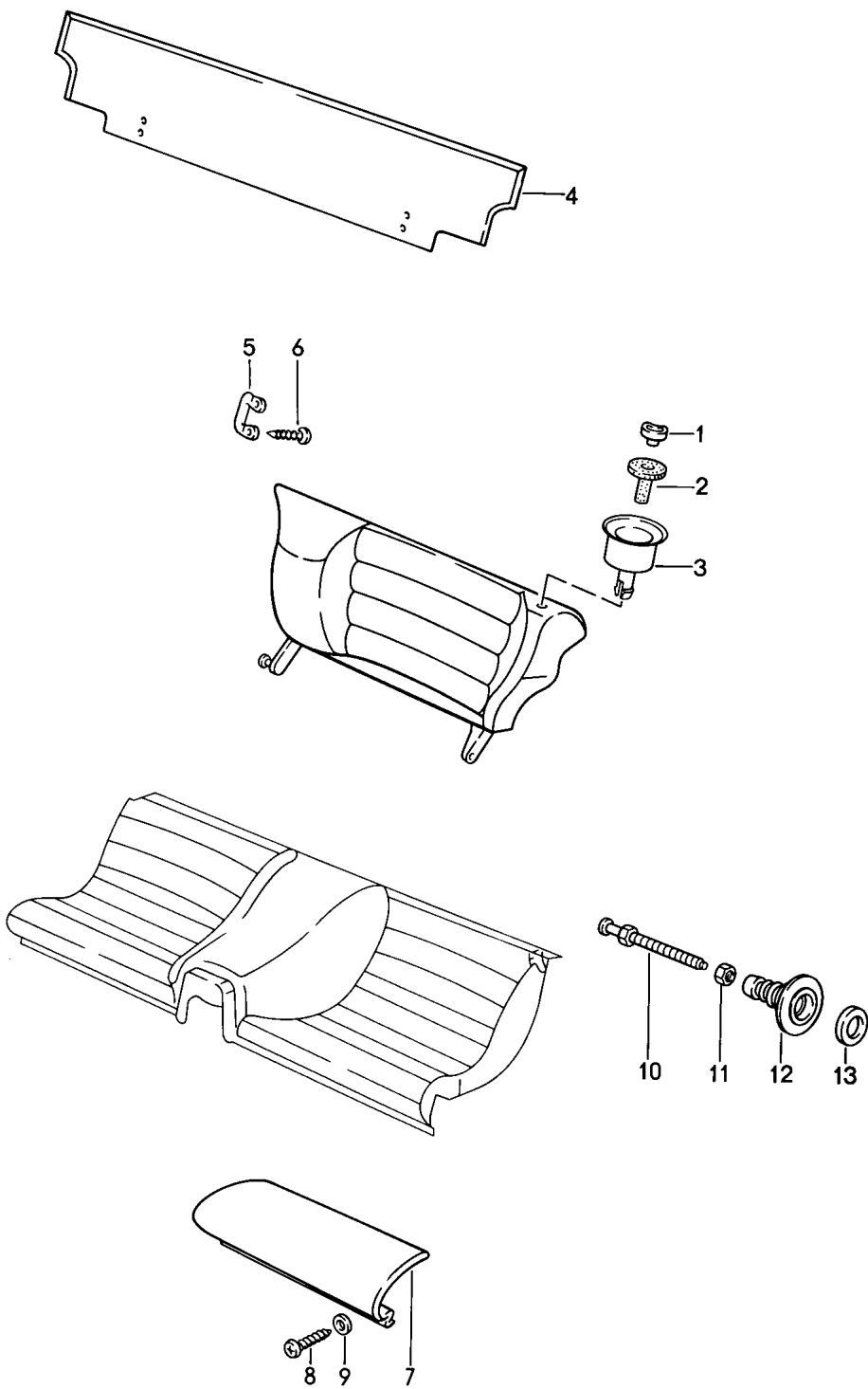
Model: 924 86

Model life 1986&gt;&gt;1988

Pos	Part Number	Description	Remark	Qty	Model
3	944 522 046 03 NZ7	Light grey		1	
	944 522 046 03 UA8	Light grey			
	944 522 073 00	Seat cushion			
		Leatherette/ Centre part			
		Pin stripe velour			
	944 522 073 00 JN1	Black/ Black-white		1	
	944 522 073 00 JN2	Brown/ Brown-beige			
	944 522 073 00 RC7	Light grey Light grey-white			
3	944 522 073 00	Seat cushion			
		Leatherette/ Centre part			
		Pin stripe flannel		1	
	944 522 073 00 NX4	Black/anthracite			
	944 522 073 00 NX5	Brown/brown			
	944 522 073 00 NX6	Light grey/light grey			
3	944 522 073 00	Seat cushion			
		Leatherette/ Centre part		2	
		Porsche lettering cloth			
	944 522 073 00 PX1	Black/black			
	944 522 073 00 PX3	Brown/brown			
	944 522 073 00 NX9	Light grey/light grey			
3A	944 522 073 01	Seat cushion		2	
		Leatherette/ Seat surface			
		Porsche lettering cloth			
	944 522 073 01 PX2	Black/black			
	944 522 073 01 PX4	Brown/brown			
	944 522 073 01 NZ3	Light grey/light grey		2	
3B	944 522 073 02	Seat cushion			
		Leatherette			
	944 522 073 02 JN3	Black			
	944 522 073 02 JN4	Brown		2	
	944 522 073 02 NZ7	Light grey			

Model: 924 86

Model life 1986>>1988



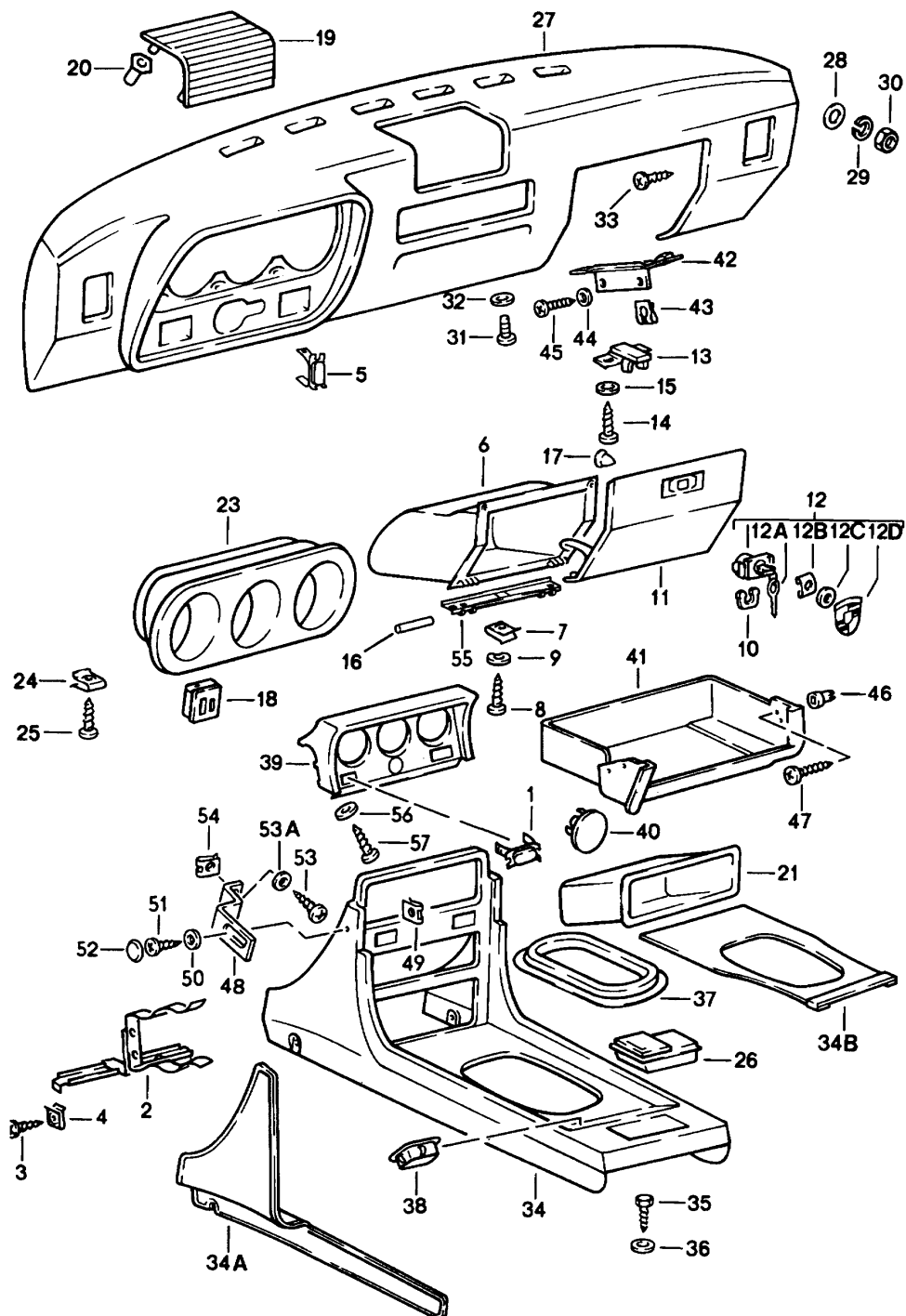
Model: 924 86

Model life 1986&gt;&gt;1988

Pos	Part Number	Description	Remark	Qty	Model
		Back seat Single parts			M685
1	944 522 317 00	Push button		2	
	944 522 317 00 01C	Satin black			
2	944 522 319 00	Guide piece		2	
3	944 522 315 00	Rosette		2	
	944 522 315 00 01C	Satin black			
(4)	944 522 831 01	Carpet	/L	1	
	944 522 831 01 1DR	Black			
	944 522 831 01 9RR	Brown			
	944 522 831 01 2FR	Light grey			
(4)	944 522 832 01	Carpet	/R	1	
	944 522 832 01 1DR	Black			
	944 522 832 01 9RR	Brown			
	944 522 832 01 2FR	Light grey			
5	477 885 761	Retaining bar		2	
6	N 014 096 3	Rais. counters. h. tap. s. B 4,2 X 22		4	
7	477 885 041 B	Back seat extension	/L (J)	1	
		Leatherette			
	477 885 041 B 43S	Black			
	477 885 041 B 4RB	Brown			
	477 885 041 B 2DX	Light grey			
(7)	477 885 042 B	Back seat extension	/R (J)	1	
		Leatherette			
	477 885 042 B 43S	Black			
	477 885 042 B 4RB	Brown			
	477 885 042 B 2DX	Light grey			
8	N 043 940 3	Oval-head sheetmetal screw 4,2 X 25		6	
9	900 151 028 01	Washer		6	
9	900 151 028 02	Washer		6	
		4,3			
9	900 151 028 01	Washer		6	
		4,3			
10	944 522 267 00	Retaining pivot		2	
11	N 011 111 2	Nut		4	
		BM 12 X 1,5			
12	944 522 053 00	Lining	/L	1	
	944 522 053 00 01C	Satin black			
(12)	944 522 054 00	Lining	/R	1	
	944 522 054 00 01C	Satin black			
13	N 011 675 2	Washer		2	
		B 15			

Model: 924 86

Model life 1986>>1988



Model: 924 86

Model life 1986&gt;&gt;1988

Pos	Part Number	Description	Remark	Qty	Model
		Dash-board			
		Centre console			
1	133 957 087	Cover		1	
2	477 857 067 A	Support		1	
		Centre console			
3	N 013 957 5	Oval-head sheetmetal screw		2	
		BZ 3,5 X 9,5			
4	N 015 422 2	Speed nut		2	
		B 4,2 X 17			
5	133 957 087	Cover	(I)	1	
6	477 857 095 C	Glove compartment		1	
7	N 015 422 2	Speed nut		2	
		B 4,2 X 17			
8	N 013 964 4	Oval-head sheetmetal screw		5	
		B 4,2 X 16			
9	N 011 692 3	Washer		5	
10	133 857 119	Clamp		1	
	133 857 119 01C	Black			
11	477 857 123	Glove compartment cover	/LL	1	
	477 857 123 1DB	Black			
11	477 857 123 A	Glove compartment cover	/LL	1	
	477 857 123 A 4RB	Brown			
12	477 857 133 C	Lock		1	
		with 2 secondary keys			
	477 857 133 C 01C	Black			
	477 857 133 C 90V	Brown			
12A	477 857 135 A	Blank key		2	
12A	477 857 136 A	Key		1	
		with stipulated lock number			
12B	N 012 852 1	Clamping washer		1	
12C	N 011 536 1	Washer		1	
		A 2,2			
12D	944 559 097 00	Crest		1	
13	477 857 143	Lock bearing		1	
	477 857 143 01C	Black			
14	900 143 070 02	Oval-head sheetmetal screw		2	
		B 4,2 X 13			
15	900 025 002 02	Washer		2	
		A 4,3			
15	900 025 002 03	Washer		2	
		A 4,3			
16	N 013 209 2	Straight pin		2	
		4 H 8 X 36			
17	N 020 022 3	Stopper		1	
		A 8 X 1			
18	477 857 137 A	Cover	/L	1	
		Light switch			
	477 857 137 A 1DB	Black			
	477 857 137 A 4RB	Brown			
(18)	477 857 138 A	Cover	/R	1	
		Switch			
		Rear window heating			
	477 857 138 A 1DB	Black			
	477 857 138 A 4RB	Brown			
19	477 857 187	Loudspeaker grille		1	
	477 857 187 1DB	Black			
	477 857 187 4RB	Brown			
20	477 857 821	Grommet		4	
		Loudspeaker grille			
21	481 857 233 A	Package box		1	
23	477 857 283 A	Dashboard trim		1	
	477 857 283 A 01C	Black	-87		
	477 857 283 A FP7	Black mat	88-		

**Model: 924 86** **Model life 1986>>1988**

Pos	Part Number	Description	Remark	Qty	Model
	477 857 283 A FP8	Brown	88		
24	999 591 722 02	Speed nut		2	
		B 4,8 X 19,8			
25	900 143 046 02	Oval-head sheetmetal screw		2	
		B 4,8 X 16			
25	900 143 046 01	Oval-head sheetmetal screw		2	
		B 4,8 X 16			
26	944 552 305 00	Ashtray		1	
	944 552 305 00 1DB	Black			
	944 552 305 00 4RB	Brown			
27	477 857 881 A	Dashboard	/LL	1	
	477 857 881 A 1DB	Black			
27	477 857 881 C	Dashboard	/LL	1	
	477 857 881 C 4RB	Brown			
28	N 011 612 3	Washer		2	
		R 7			
28	N 011 612 C	Washer		2	
		R 7			
29	N 012 036 1	Lock ring		2	
		6			
30	900 076 010 02	Nut		2	
		M 6			
30	900 076 010 0B	Nut		2	
		M 6			
31	N 014 140 5	Oval-head screw		1	
		AM 6 X 15			
32	N 011 524 7	Washer		1	
		A 6,4			
32	N 011 524 27	Washer		1	
		A 6,4			
33	900 143 007 02	Oval-head sheetmetal screw		4	
		B 4,2 X 19			
33	900 073 507 01	Oval-head sheetmetal screw		4	
		B 4,2 X 19			
34	477 857 931 A	Centre console		1	
	477 857 931 A 1DB	Black			
	477 857 931 A 4RB	Brown			
34A	477 863 741	Lining	/L	1	
	477 863 741 1DR	Black			
	477 863 741 2FR	Light grey			
	477 863 741 9RR	Brown			
	477 863 741 4JR	Burgundy	88		
(34A)	477 863 742	Lining	/R	1	
	477 863 742 1DR	Black			
	477 863 742 2FR	Light grey			
	477 863 742 9RR	Brown			
	477 863 742 4JR	Burgundy	88		
34B	477 863 749	Carpet		1	
	477 863 749 1DR	Black			
	477 863 749 2FR	Light grey			
	477 863 749 9RR	Brown			
	477 863 749 4JR	Burgundy	88		
35	N 013 891 1	Hexagon-head tapping screw		2	
		M 8 X 15			
36	N 011 533 2	Washer		2	
		B 8,4			
37	477 857 975	Support frame		1	
	477 857 975 01C	Black			
	477 857 975 89S	Brown			
38	911 552 469 00	Trim cover		X	
39	477 857 977 B	Instrument insert		1	
	477 857 977 B 1DB	Black			
	477 857 977 B 4RB	Brown			

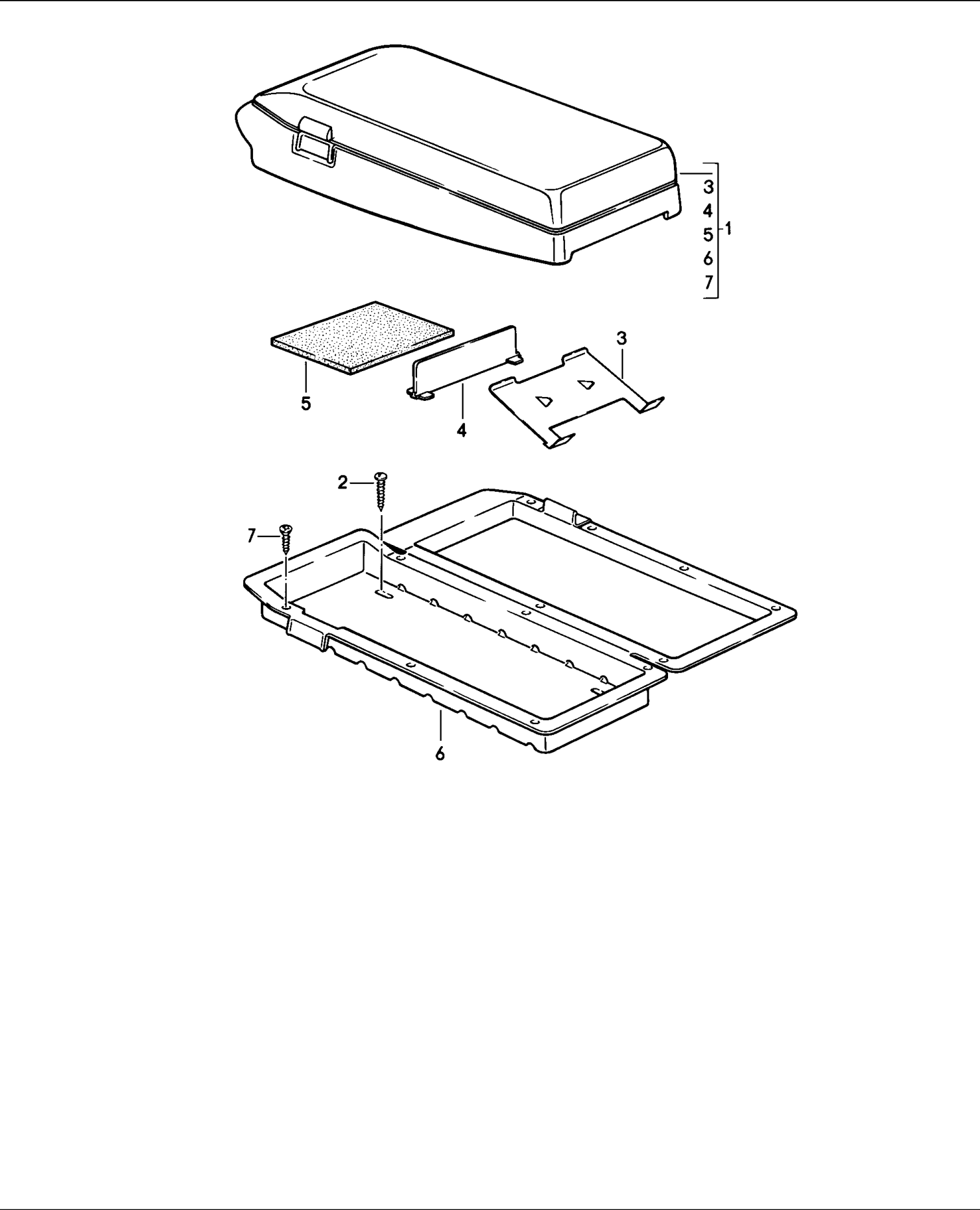
Model: 924 86

Model life 1986&gt;&gt;1988

Pos	Part Number	Description	Remark	Qty	Model
40	841 863 267	Lid		X	
	841 863 267 041	Black			
41	477 857 836	Shelf	/LL	1	
	477 857 836 01C	Black			
	477 857 836 89S	Brown			
42	477 857 195 B	Support	/LL	1	
43	N 015 422 2	Speed nut	/LL	2	
		B 4,2 X 17			
44	900 025 002 02	Washer	/LL	2	
		A 4,3			
44	900 025 002 03	Washer	/LL	2	
		A 4,3			
45	N 013 964 4	Oval-head sheetmetal screw	/LL	2	
		B 4,2 X 16			
46	477 857 173	Clip	/LL	1	
47	N 013 971 3	Oval-head sheetmetal screw	/LL	1	
		B 4,8 X 22			
48	477 857 941	Bracket		2	
49	N 015 422 2	Speed nut		2	
50	900 151 028 02	Washer		2	
50	900 151 028 01	Washer		2	
51	311 867 167	Oval-head sheetmetal screw		2	
52	311 867 169	Cap		2	
	311 867 169 01C	Black			
	311 867 169 90V	Brown			
53	900 143 007 02	Oval-head sheetmetal screw		2	
		B 4,2 X 13			
53	900 073 507 01	Oval-head sheetmetal screw		2	
		B 4,2 X 13			
53A	900 904 013 02	Washer		2	
		A 4,55			
54	999 591 850 02	Speed nut		2	
54	999 591 850 01	Speed nut		2	
55	944 552 195 00	Hinge		1	
-	N 013 981 3	Tapping screw		1	
		B 3,9 X 13			
56	N 011 535 5	Washer		2	
		A 3,2			
57	N 013 953 9	Tapping screw		2	
		B 2,9 X 9,5			

Model: 924 86

Model life 1986>>1988





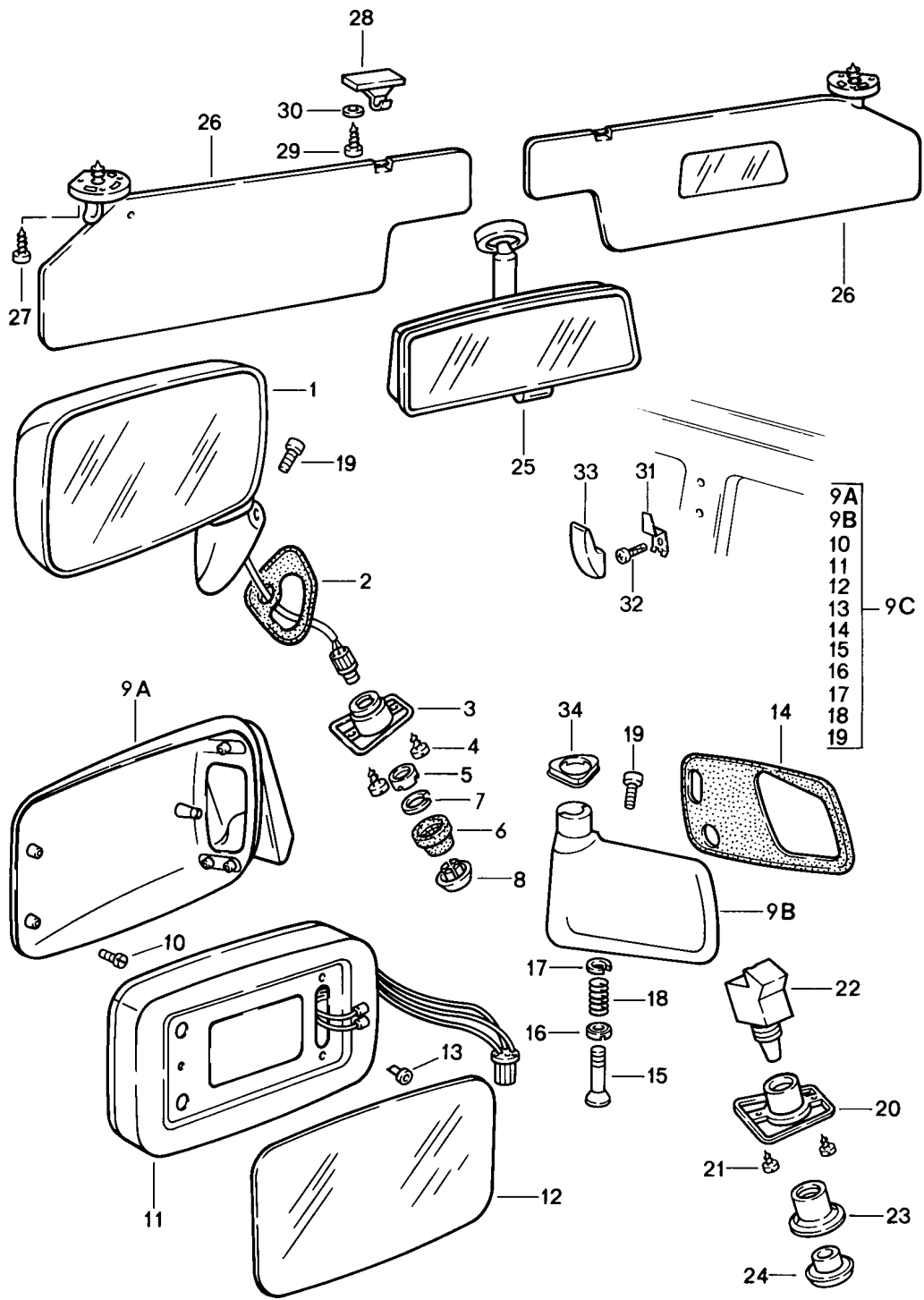
Model: 924 86

Model life 1986&gt;&gt;1988

Pos	Part Number	Description	Remark	Qty	Model
1	477 857 059	Cassette box	/LL	1	
	477 857 059 05T	Cassette box			
	477 857 059 4RB	Black			
		Brown			
2	999 450 001 07	Round head screw	/LL	4	
		B4,2 X 25			
3	928 555 731 02	Cassette rack		6	
	928 555 731 02 01C	Satin black			
4	928 555 741 02	Partition panel		1	
5	928 555 735 03	Cover		1	
6	928 555 729 03	Container insert		1	
	928 555 729 03 01C	Satin black			
7	900 143 065 07	Tapping screw		14	
		B2,9 X 9,5			
7	900 073 003 01	Tapping screw		14	
		B2,9 X 9,5			

Model: 924 86

Model life 1986>>1988



Model: 924 86

Model life 1986&gt;&gt;1988

Pos	Part Number	Description	Remark	Qty	Model
1	477 857 521 E	Rear-view mirror Sun visor		1	
(1)	477 857 522 B	Door mirror Plane	/LL /L	1	
(1)	477 857 522 C	Door mirror Convex	/LL /R	1	
-	477 857 611 B	Door mirror Plane	/LL /R	1	
2	477 857 579	Mirror glass		1	
(2)	477 857 579	Plane	/L	1	
3	477 857 579	Desk pad	/R	1	
3	477 867 523	Desk pad		1	
	477 867 523 01C	Mounting piece		1	
4	N 014 090 5	Black		2	
5	477 857 615	Rais. counters. h. tap. s. 3,9 X 13		1	
	477 857 615 01C	Threaded bush		1	
6	477 857 619	Black		1	
7	477 857 641	Bellows		1	
8	477 857 617	Retainer		1	
	477 857 617 01C	Knob		1	
		Black			
		Electrically adjustable			
		Heated			
9B	944 731 141 00	Door mirror			
		Mirror base	/LL /L	1	
		Use also:			
		POS.14			
(9B)	944 731 142 00	Mirror base	/LL /R	1	
		Use also:			
		POS.(14)			
9AB	944 731 021 01	Mirror housing	/L	1	
	944 731 021 01 G3M	with			
		Mirror base			
		Grey			
		Prime coated			
9C	477 898 027	Door mirror	/LL /L	1	
		Plane			
(9C)	477 898 028	Door mirror	/LL /R	1	
		Plane			
(9C)	477 898 029	Door mirror	/LL /L	1	
		Convex			
(9C)	477 898 030	Door mirror	/LL /R	1	
		Convex			
10	999 143 003 02	Hexagon-head bolt M 5 X 10		3	
11	911 731 027 06	Covering frame	/L	1	
(11)	911 731 028 06	Covering frame	/R	1	
		with			
		Transmission			
		Repair kit			
		for			
		Covering frame			
		Bayonet lock			
		Comprising:			
-	PCG 731 028 06	Electronic unit	/R /L	1	
		Engine			
-	944 731 027 01	Door mirror		1	
		Covering frame			
		Use also:			
12	944 731 035 02	Mirror glass	/L	1	
		Plane			
		Bayonet lock			

Model: 924 86

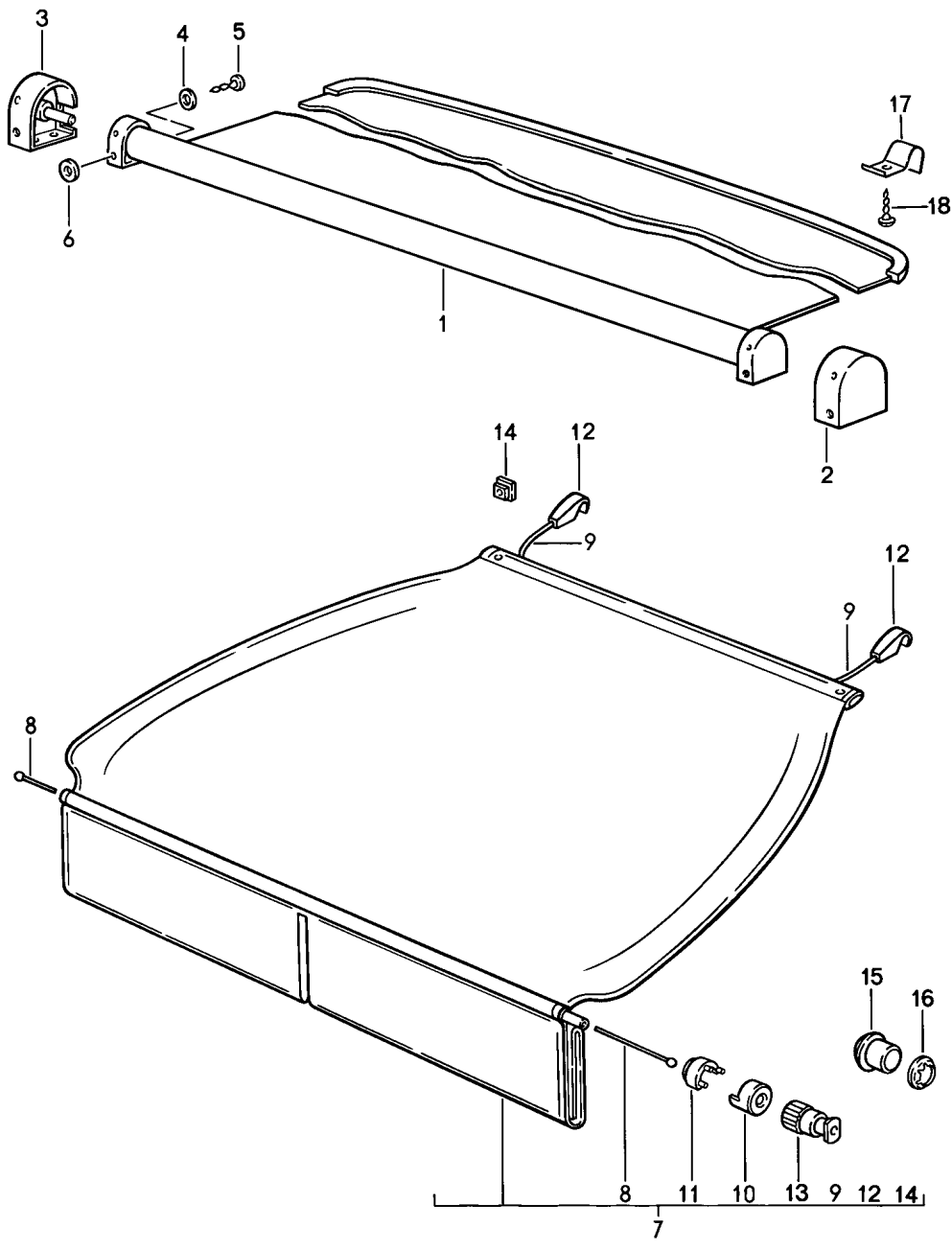
Model life 1986&gt;&gt;1988

Pos	Part Number	Description	Remark	Qty	Model
12	944 731 035 06	Mirror glass Convex	/R	1	
12	911 731 035 08	Bayonet lock Mirror glass Plane		1	
12	911 731 035 12	Mirror glass Convex	/R	1	
13	999 703 128 40	Grommet		3	
14	944 731 505 01	Desk pad	/L	1	
(14)	945 731 506 01	Desk pad	/R	1	
15	911 731 257 02	Guide tube		1	
15	911 731 257 03	Guide tube		1	
16	911 731 345 02	Centring washer Lower		1	
17	911 731 347 00	Centring washer Upper		1	
18	911 731 029 01	Compression spring M 5 X 40		1	
19	999 067 026 07	Pan-head screw M 5 X 40 X 25		1	
20	477 867 181	Mounting piece		1	
21	N 014 090 5	Rais. counters. h. tap. s. 3,9 X 13		2	
22	911 613 115 00	Switch		1	
23	928 555 463 02	Threaded bush		1	
24	928 613 462 00	Knob electrical components for		1	
-	477 971 111	Door mirror Wiring harness Door mirror		1	
-	477 971 115 A	Driver's door Wiring harness Door mirror Dashboard	/LL	1	
-	477 971 910	Bellows See group 8/04/00 electrical components for		1	
-	477 971 115	Door mirror Wiring harness Door mirror Dashboard	/LL	2 1	
-	477 971 113	Wiring harness Door mirror Passenger's door		1	
-	477 955 703	Rocker switch Passenger's side	/LL	1	
-	803 971 979	Plug socket 7-pole		X	
-	477 971 910	Bellows See group 8/04/00		2	
-	477 898 025	Installation set	/LL /L	1	
-	477 898 026	Installation set Electric Adjustable and heatable Door mirror Plane	/LL /R	1	
25	477 857 511 A	Interior mirror		1	
	477 857 511 A 01C	Satin black			
25	477 857 511 B	Interior mirror		1	

PORSCHE		Illustration: 809-05			PORSCHE	
Model: 924 86		Model life 1986>>1988				
Pos	Part Number	Description	Remark	Qty	Model	
(26)	477 857 511 B 01C	Satin black				
	944 731 031 01	Sun visor	/L	1		
	944 731 031 01 05T	Black				
(26)	944 731 031 01 4RB	Brown				
	944 731 032 01	Sun visor	/R	1		
	944 731 032 01 05T	Black				
27	944 731 032 01 4RB	Brown				
	N 014 096 3	Rais. counters. h. tap. s.		6		
		B 4,2 X 22				
(28)	944 731 439 00	Support		2		
29		Sun visor				
	900 143 047 07	Tapping screw		4		
		B 4,2 X 19				
29	900 073 007 01	Tapping screw		4		
		B 4,2 X 19				
	900 151 028 02	Washer		4		
30		B 4,3				
	900 151 028 01	Washer		4		
		B 4,3				
31	901 552 872 20	Coat hook		2		
32	900 250 007 02	Tapping screw		2		
		AM 5 X 12				
	901 552 871 40	Cover		2		
34	944 731 143 00	Seal		1		

Model: 924 86

Model life 1986>>1988



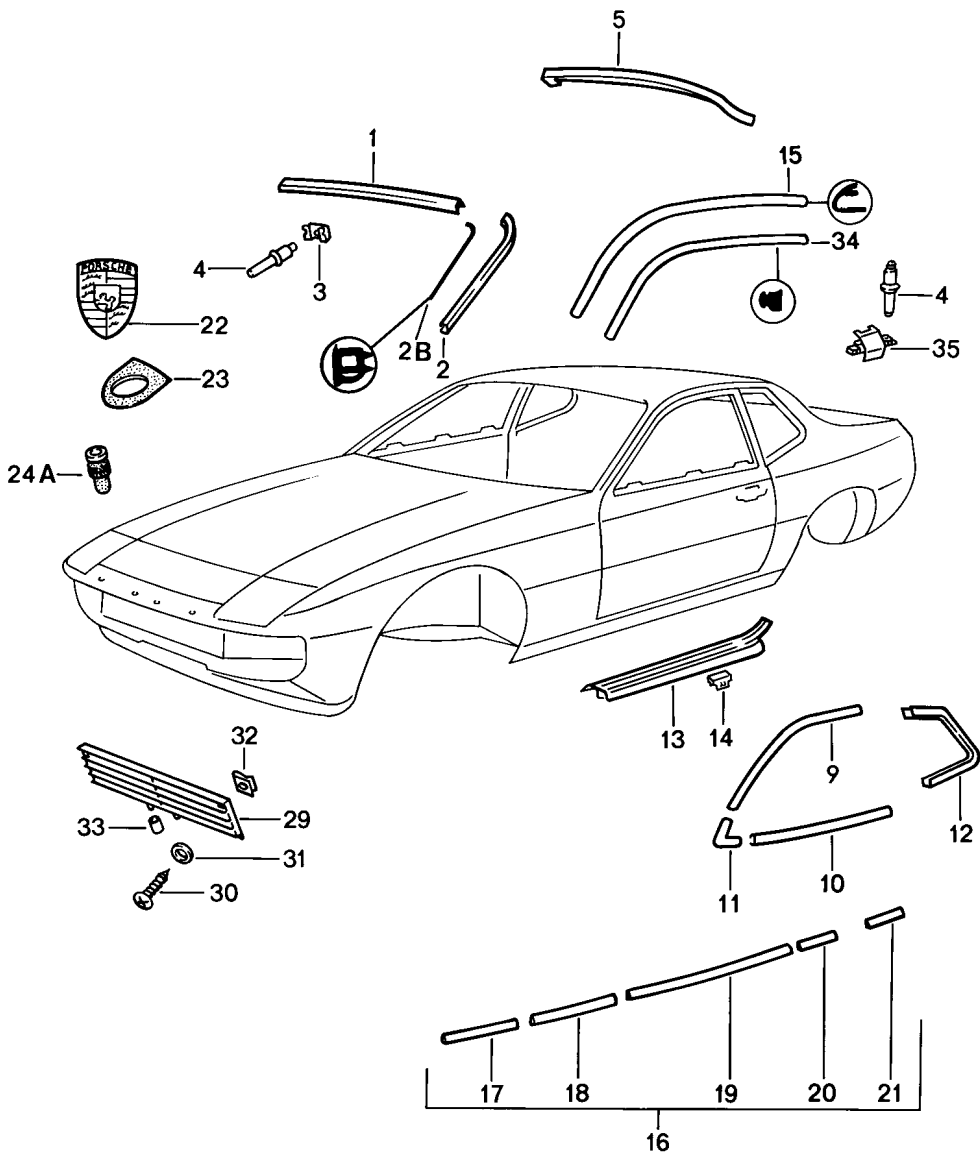
Model: 924 86

Model life 1986&gt;&gt;1988

Pos	Part Number	Description	Remark	Qty	Model
1	477 863 511 A	Luggage compartment cover		1	
	477 863 511 A 05T	Luggage compartment cover			
	477 863 511 A 89S	Black			
2	477 863 517 A	Brown			
	477 863 517 A	Lid	/L	1	
		Luggage compartment cover			
		17,5 MM			
	477 863 517 A 05T	Black			
	477 863 517 A 89S	Brown			
3	477 863 518 A	Lid	/R	1	
		Luggage compartment cover			
		17,5 MM			
	477 863 518 A 05T	Black			
	477 863 518 A 89S	Brown			
(2)	477 863 517 B	Lid	/L	1	
		Luggage compartment cover			
		16 MM			
	477 863 517 B 05T	Black			
(3)	477 863 518 B	Lid	/R	1	
		Luggage compartment cover			
		with			
		square wrench			
		16 MM			
	477 863 518 B 05T	Black			
4	900 025 003 02	Washer		2	
		A 5,3			
5	N 013 971 3	Oval-head sheetmetal screw		2	
		4,8 X 22			
7	944 555 027 00	Luggage compartment cover	87-	1	M685
	944 555 027 00 70G	Black			
	944 555 027 00 40B	Brown			
7	944 555 027 02	Luggage compartment cover	87-	1	M685
	944 555 027 02 70G	Black			
	944 555 027 02 40B	Brown			
-	999 701 639 40	Round rubber cord	87-	*	
8		1265 MM		1	
9		875 MM		2	
10	928 555 795 02	End piece of pipe	87-	2	
11	928 555 785 02	Clamp for fabric	87-	2	
12	944 555 775 00	Hook	87-	2	
13	928 555 775 02	Belt end piece	87-	2	
14	928 555 791 02	Rosette	87-	2	
15	928 555 777 02	End piece of rope	87-	2	
16	999 591 484 02	Clamping washer	87-	2	
17	477 863 521 B	Hook		2	
18	N 013 932 4	Tapping screw		2	

Model: 924 86

Model life 1986>>1988





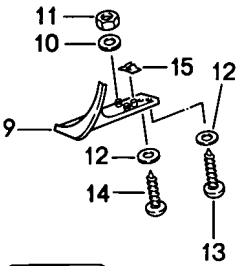
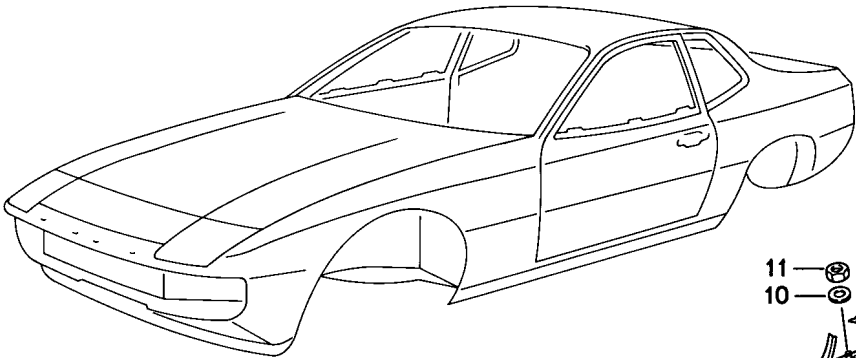
Model: 924 86

Model life 1986&gt;&gt;1988

Pos	Part Number	Description	Remark	Qty	Model
		Moulding			
1	944 559 043 00	Moulding		1	
2	944 559 045 00	Moulding	/L	1	
(2)	944 559 046 00	Moulding	/R	1	
2B	944 559 027 00	Gasket	/L	1	
(2B)	944 559 028 00	Gasket	/R	1	
3	477 853 659 B	Clamp		16	
3	477 853 659 C	Clamp		16	
4	431 805 121 A	Bolt		X	
(5)	477 853 313 A	Trim frame	/H	1	
9	477 853 373 B	Moulding	/L	1	
(9)	477 853 374 B	Moulding	/R	1	
10	477 853 371 B	Moulding	/L	1	
10	PCG 853 371 B	Moulding	/L	1	
(10)	477 853 372 B	Moulding	/R	1	
11	477 853 375 A	Moulding		2	
12	477 853 365 A	Trim frame	/L	1	
(12)	477 853 366 A	Trim frame	/R	1	
13	477 853 657 A	Scuff plate	/L	1	
(13)	477 853 658 A	Scuff plate	/R	1	
14	477 853 655	Clamp		10	
14	999 507 851 01	Clamp		10	
15	944 559 705 00	Roof edge strip	/L	1	
(15)	944 559 706 00	Roof edge strip	/R	1	
16	477 853 995	Set of moldings		1	
17	477 853 981	Side guard	/V /L	1	
(17)	477 853 982	Side guard	/V /R	1	
		285 MM			
18	477 853 983	Side guard	/V /L	1	
(18)	477 853 984	Side guard	/V /R	1	
		395 MM			
19	477 853 985	Side guard	/L	1	
(19)	477 853 986	Side guard	/R	1	
		Door			
		1123 MM			
20	477 853 987	Side guard	/H /L	1	
(20)	477 853 988	Side guard	/H /R	1	
		285 MM			
21	477 853 989	Side guard	/H /L	1	
(21)	477 853 990	Side guard	/H /R	1	
		440 MM			
22	901 559 210 20	Lid emblem		1	
22	901 559 210 26	Lid emblem		1	
23	901 559 215 20	Desk pad		1	
23	7L5 853 611 B	Desk pad		1	
24A	999 702 175 50	Grommet		2	
(29)	944 559 135 00	Radiator grille		1	
30	900 143 064 07	Tapping screw		2	
		B 3,5 X 25			
31	900 151 028 02	Washer		2	
		4,3			
31	900 151 028 01	Washer		2	
		4,3			
32	N 015 438 1	Speed nut		2	
		B 3,5 X 16,5			
33	477 853 661	Grommet		2	
34	944 559 707 00	Sealing rubber		2	
35	999 591 732 02	Clamp		12	

Model: 924 86

Model life 1986>>1988



20  
924 S

22  
-PORSCHE-

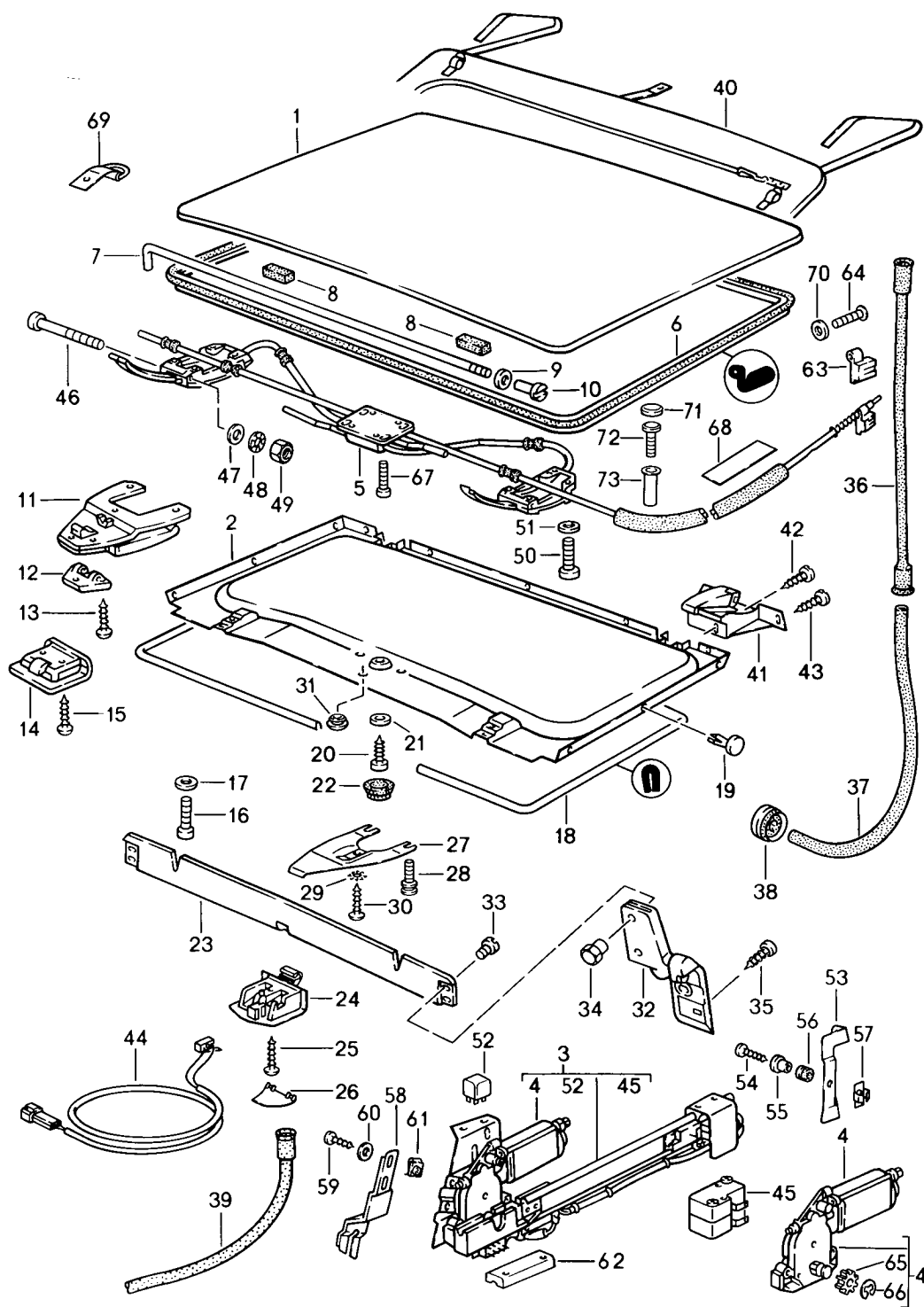
Model: 924 86

Model life 1986&gt;&gt;1988

Pos	Part Number	Description	Remark	Qty	Model
		Cover			
		Insignias			
9	477 853 383	Wheel cover	/L	1	
(9)	477 853 384	Wheel cover	/R	1	
(9)	477 853 383 A	Wheel cover	/L 88	1	M756
(9)	477 853 384 A	Wheel cover	/R 88	1	M756
10	N 011 692 3	Washer		8	
		5,1			
(10)	211 853 611	Rubber washer		6	
11	N 021 196 1	Lock nut		8	
		M 5			
11	N 021 196 3	Hexagon nut		8	
		M 5			
12	900 025 002 02	Washer		4	
12	900 025 002 03	Washer		4	
13	N 013 964 4	Oval-head sheetmetal screw		2	
		B 4,2 X 16			
14	900 143 031 02	Oval-head sheetmetal screw		2	
		B 4,2 X 9,5			
15	N 012 068 1	Clamping washer		2	
20	477 853 625 D	Logo	/H	1	
		Black			
		Adhesive film			
(20)	477 853 625 E	Logo	/H	1	
		Silver			
		Adhesive film			
22	477 853 635 B	Logo	/H	1	
		Black			
		Adhesive film			
22	477 853 635 C	Logo	/H	1	
		Black			
		Silver			

Model: 924 86

Model life 1986>>1988



Model: 924 86

Model life 1986&gt;&gt;1988

Pos	Part Number	Description	Remark	Qty	Model
		Lifting roof			M650
1	944 564 021 01	Roof		1	
2	944 564 047 01	Lining		1	
	944 564 047 01 05T	Black			
	944 564 047 01 4RB	Brown			
3	944 624 055 00	Electric drive		1	
		F >>92HN4 50198			
4	944 624 011 00	Electric motor		1	
		F >>92HN4 50198			
5	944 564 941 00	Assembly kit		1	
		See TPI			
		Group			
		8			
		NR. 43			
		F >>92HN4 50198			
6	944 564 114 01	Gasket		1	
		F >>92HN4 50198			
6	944 564 114 04	Gasket		1	
		F 92HN4 50199>>			
7	477 871 761	Tensioning device		2	
8	477 871 789	Sealing strip		2	
9	N 012 226 5	Spring washer		2	
		B 6			
10	477 871 763 A	Threaded bush		2	
11	477 871 217	Roof catch	/V	2	
12	477 871 219	Bearing bracket		2	
	477 871 219 01C	Black			
13	N 033 174 1	Countersunk-head screw		6	
		M 3 X 6			
13	900 269 001 01	Countersunk-head screw		6	
		M 3 X 6			
14	477 871 665 A	Centring wedge	/V	2	
15	N 013 964 4	Oval-head sheetmetal screw		4	
		B 4,2 X 16			
16	900 270 064 07	Countersunk-head screw		2	
		M 5 X 16			
17	999 704 606 17	Washer		6	
18	944 564 621 00	Edge protection		1	
		F >>92GN4 50583			
(18)	944 564 623 00	Edge protection		1	
		F 92GN4 50584>>			
(18)	944 564 623 02	Edge protection		1	
		F 92GN4 50584>>			
19	477 871 053	Expansion rivet		11	
20	311 867 167	Oval-head sheetmetal screw		1	
21	900 151 028 02	Washer		1	
21	900 151 028 01	Washer		1	
22	311 867 169	Cap		1	
	311 867 169 01C	Black			
	311 867 169 90V	Brown			
23	944 564 093 00	Air deflector		1	
24	944 564 683 00	Bearing		1	
25	N 013 964 4	Oval-head sheetmetal screw		1	
		4,2 X 16			
26	944 564 685 00	Flap		1	
27	944 564 223 00	Fastening part		1	
28	944 564 224 00	Adjusting screw		2	
29	N 012 222 4	Spring washer		1	
		A 5			
30	N 014 133 8	Oval-head screw		1	
		M 5 X 12			
30	N 014 133 I	Oval-head screw		1	
		M 5 X 12			

Model: 924 86

Model life 1986&gt;&gt;1988

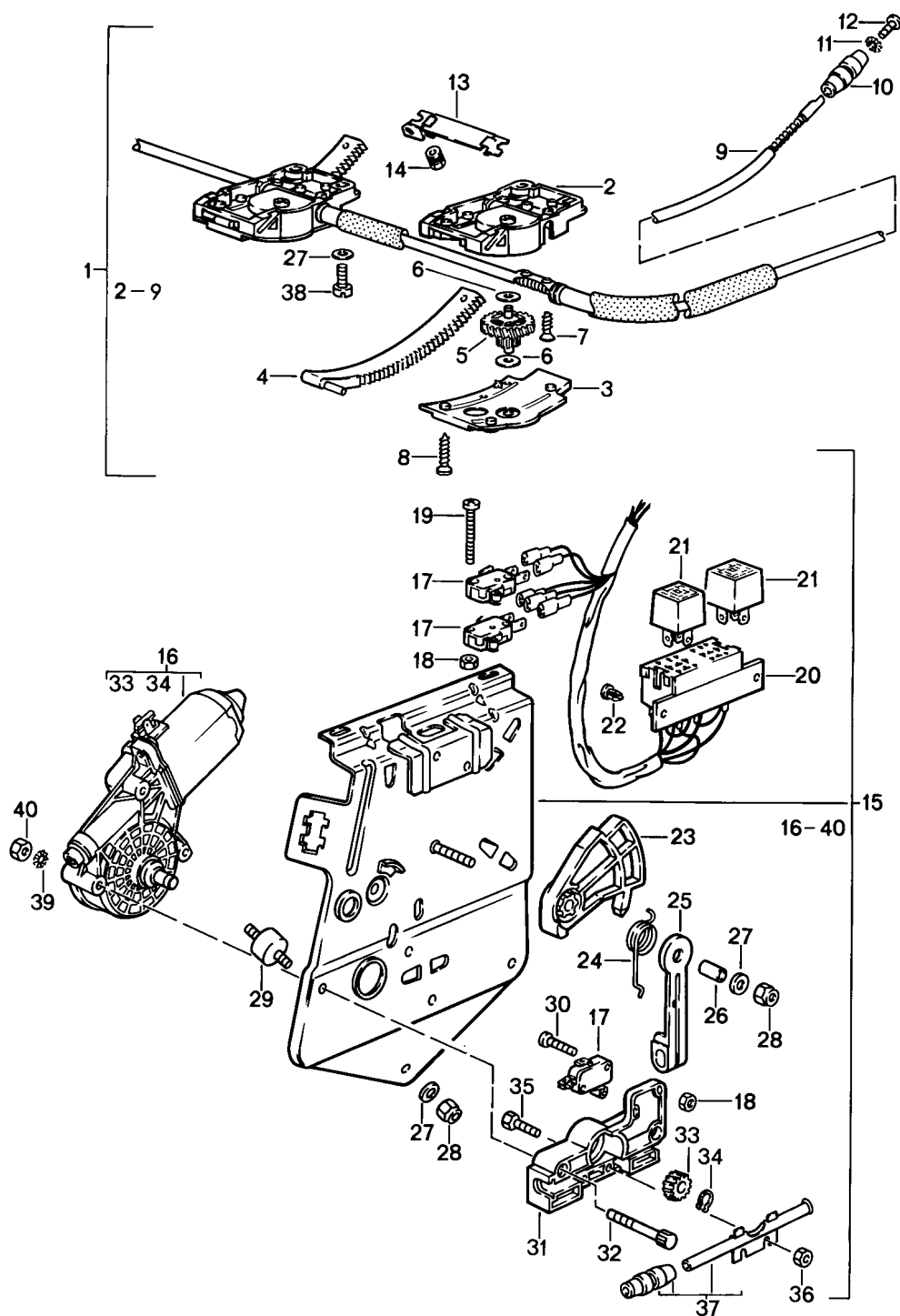
Pos	Part Number	Description	Remark	Qty	Model
31	944 564 233 00	Cap		3	
	944 564 233 00 01C	Black			
	944 564 233 00 90V	Brown			
32	477 871 635 A	Hinge	/L	1	
(32)	477 871 636 A	Hinge	/R	1	
33	477 837 959	Self-lock. fillister screw		4	
34	477 871 701 A	Cap nut		4	
35	900 143 031 02	Oval-head sheetmetal screw B 4,2 X 9,5		4	
36	944 564 235 00	Water drain hose	/L /H	1	
(36)	944 564 064 00	Water drain hose	/R /H	1	
37	944 564 237 00	Water drain tube	/L /H	1	
(37)	944 564 238 00	Water drain tube	/R /H	1	
38	021 119 569	Rubber sleeve		X	
39	321 877 233 C	Water drain hose	/V	2	
40	477 871 027	Retaining pocket		1	
	477 871 027 05T	Black			
	477 871 027 4RB	Brown			
41	944 564 161 00	Gate guide	/L /H	1	
(41)	944 564 162 00	Gate guide	/R /H	1	
(41)	944 564 162 02	Gate guide	/R /H	1	
42	N 014 133 8	Oval-head screw M 5 X 12		2	
42	N 014 133 I	Oval-head screw M 5 X 12		2	
43	N 014 264 4	Oval-head screw AM 5 X 10		4	
44	944 613 033 00	Microswitch	/V	1	
45	944 613 127 00	Microswitch F >>92HN4 50198	/H	2	
46	N 100 718 01	Pan-head screw M 5 X 70 F >>92HN4 50198		2	
47	900 025 003 02	Washer A 5,3 F >>92HN4 50198		2	
48	N 012 104 2	Serrated lock washer 5,3 F >>92HN4 50198		2	
49	N 011 005 14	Hexagon nut M 5 F >>92HN4 50198		2	
49	900 076 091 01	Hexagon nut M 5 F >>92HN4 50198		2	
50	999 218 005 02	Pan-head screw M 6 F >>92HN4 50198		4	
50	999 218 005 01	Pan-head screw M 6 F >>92HN4 50198		4	
51	N 011 524 7	Washer A 6,4 F >>92HN4 50198		4	
51	N 011 524 27	Washer A 6,4 F >>92HN4 50198		4	
52	431 951 253 D	Relay F >>92HN4 50198		2	
52	999 657 016 90	Relay F >>92HN4 50198		2	
53	944 564 521 00	Support F >>92HN4 50198		1	

**Model: 924 86** **Model life 1986>>1988**

Pos	Part Number	Description	Remark	Qty	Model
54	N 013 967 5	Tapping screw BZ 4,2 X 19 F >>92HN4 50198		1	
55	944 624 415 00	Spacer sleeve F >>92HN4 50198		1	
56	944 624 417 00	Rubber sleeve F >>92HN4 50198		1	
57	N 902 577 01	Speed nut B 4,2 F >>92HN4 50198		1	
58	944 564 433 00	Support F >>92HN4 50198		1	
59	N 013 884 4	Hexagon-head tapping screw BZ 4,8 X 13 F >>92HN4 50198		2	
60	N 012 201 2	Washer 5,5 F >>92HN4 50198		2	
61	999 591 722 02	Speed nut B 4,8 X 19 F >>92HN4 50198		2	
62	944 564 517 00	Lid F >>92HN4 50198		1	
63	944 564 425 01	Driver F >>92HN4 50198		1	
64	944 564 427 00	Clamping sleeve F >>92HN4 50198		1	
64		Clamping sleeve F >>92HN4 50198		1	
65	944 564 437 00	Pinion F >>92HN4 50198		1	
66	900 116 003 02	Lock washer F >>92HN4 50198		1	
66	900 116 003 09	Lock washer F >>92HN4 50198		1	
67	N 014 745 2	Pan-head screw M 6 X 14 Micro-self-locking F >>92HN4 50198		4	
68	944 556 441 00	Felt strip F >>92HN4 50198		2	
69	477 871 029	Support Retaining pocket		1	
	477 871 029 041	Black			
	477 871 029 90V	Dark brown			
70	999 523 115 02	Washer 3,5 F >>92HN4 50198		1	
71	999 703 347 40	Cap F 92GN4 50584>>		4	
72	999 119 016 40	Adjusting screw M 4 X 10 F 92GN4 50584>>		4	
73	999 500 033 17	Blind rivet nut M 4 F 92GN4 50584>>		4	

Model: 924 86

Model life 1986>>1988





Model: 924 86

Model life 1986&gt;&gt;1988

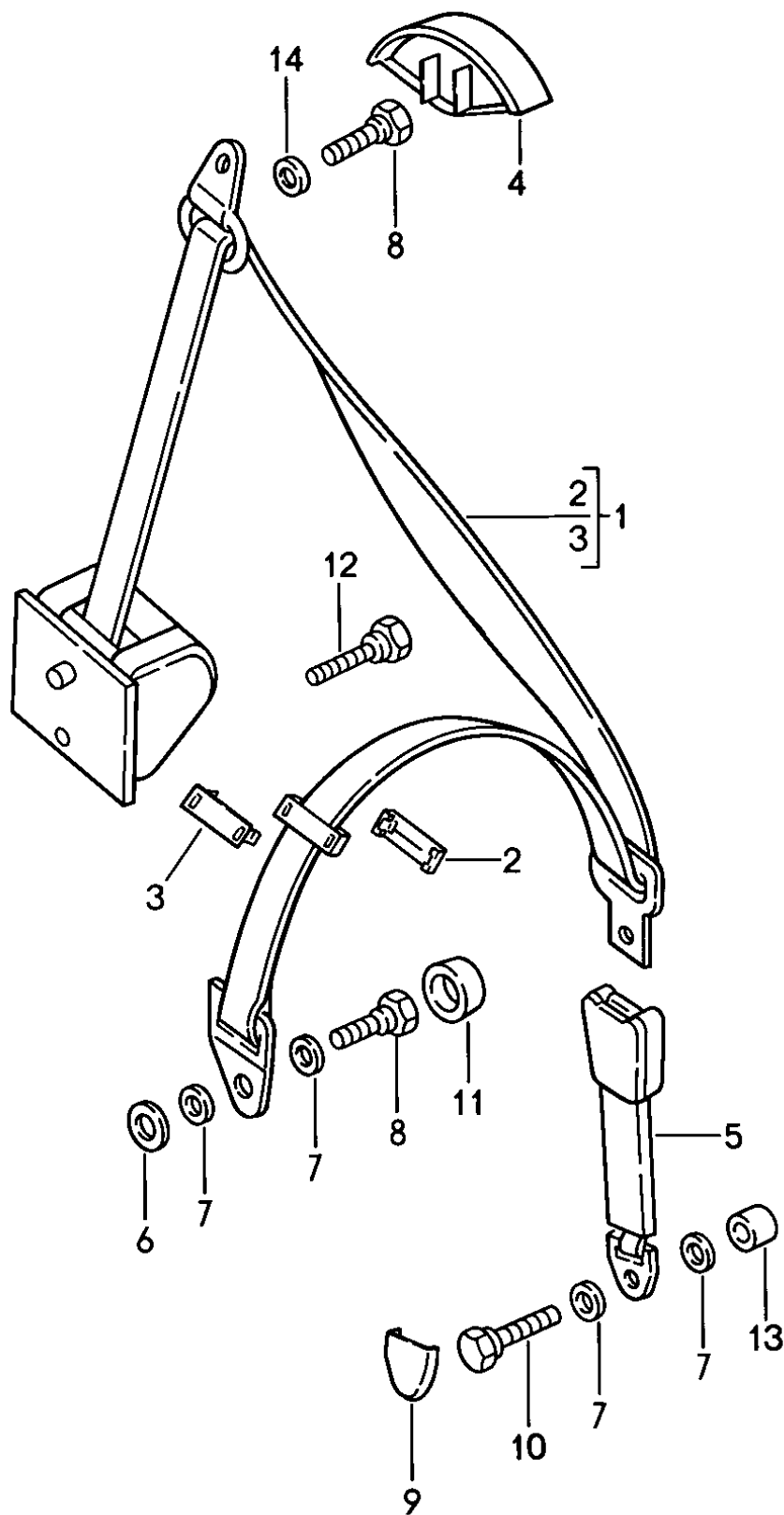
Pos	Part Number	Description	Remark	Qty	Model
		Lifting roof Driving mechanism F 92HN4 50199>>	86-		M650
1	944 564 041 01	Assembly kit		1	
2	944 564 507 01	Guide		2	
3	944 564 509 01	Plate		2	
4	944 564 501 01	Segment	/L	1	
(4)	944 564 502 01	Segment	/R	1	
(4)	944 564 502 02	Segment	/R	1	
5	944 564 430 01	Gear wheel		2	
6	944 564 459 01	Shim		4	
7	999 919 051 02	Countersunk-head screw M 4 X 8		4	
8	999 919 052 02	Countersunk-head screw M 4 X 18		10	
9	944 564 043 02	Shaft		1	
9	944 564 043 03	Shaft		1	
11	999 523 116 01	Lock washer		3	
12	N 014 121 6	Oval-head screw M 4 X 6		1	
13	944 564 461 00	Support	/L	1	
(13)	944 564 462 00	Support	/R	1	
14	999 076 036 02	Adjusting nut M 4		4	
15	944 624 055 01	Electric drive		1	
16	944 624 011 01	Electric motor		1	
17	944 613 128 01	Microswitch		3	
18	N 011 002 2	Hexagon nut		4	
19	900 146 072 02	Oval-head screw M 3 X 25		2	
20	944 612 011 01	Wiring harness		1	
21	431 951 253 D	Relay		2	
21	999 657 016 90	Relay		2	
22	999 591 854 40	Expansion rivet		2	
23	944 564 535 00	Lever		1	
24	944 564 539 00	Spring		1	
25	944 564 537 00	Lever		1	
26	944 564 541 00	Sleeve		1	
27	N 011 524 7	Washer 6,4		6	
27	N 011 524 27	Washer 6,4		6	
28	900 910 012 02	Lock nut M 6		2	
28	900 910 047 09	Lock nut M 6		2	
29	999 703 349 00	Rubber mounting		1	
30	N 044 134 2	Oval-head screw M 3 X 20		2	
31	944 564 515 01	Housing		1	
32	944 564 543 00	Screw		2	
33	944 564 437 01	Pinion		1	
34	900 116 003 02	Lock washer		1	
34	900 116 003 09	Lock washer		1	
35	900 075 100 02	Hexagon-head bolt M 4 X 12		2	
35	900 075 100 03	Hexagon-head bolt M 4 X 12		2	
36	N 011 004 6	Hexagon nut M 4		2	
36	N 011 004 G	Nut M 4		2	
37	944 564 048 00	Pipe		1	

Model life 1986&gt;&gt;1988

24.07.2017 - 3 Kat 509

Model: 924 86

Model life 1986>>1988



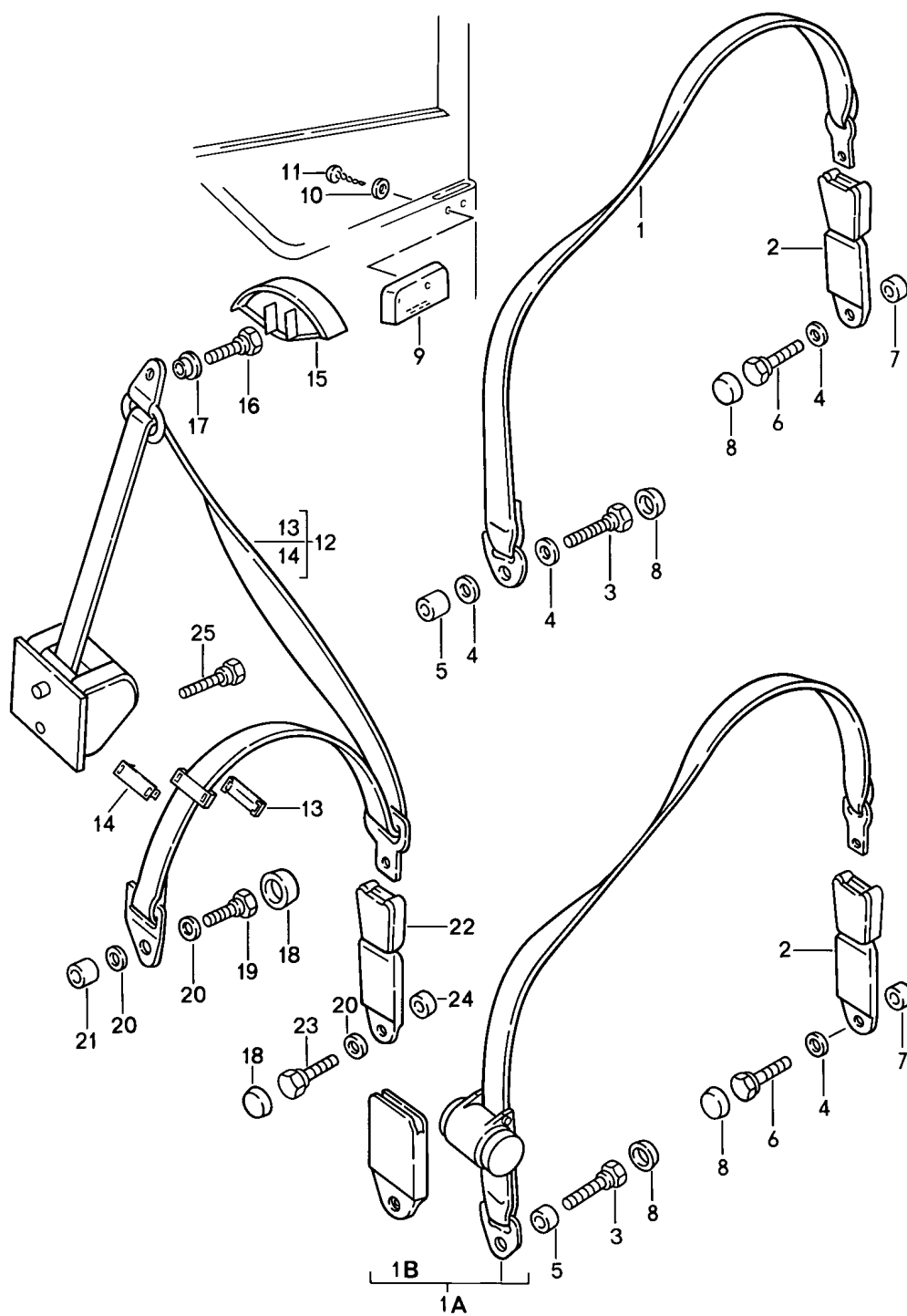
Model: 924 86

Model life 1986&gt;&gt;1988

Pos	Part Number	Description	Remark	Qty	Model
		Seat belt Front			
1	944 803 125 00	Seat belt	/L	1	
(1)	944 803 126 00	Seat belt	/R	1	
2	928 803 151 02	Clip		2	
		Upper part			
3	928 803 153 02	Clip		2	
		Lower part			
4	944 803 141 00	Cover		1	
	944 803 141 00 70B	Black			
5	928 803 183 11	Seat-belt buckle		1	
	928 803 183 11 70B	Black			
		Driver's side			
(5)	928 803 183 10	Seat-belt buckle		1	
	928 803 183 10 70B	Black			
		Passenger's side			
6	111 857 707 A	Spacer		2	
6	WHT 001 373	Spacer		2	
7	911 803 533 00	Cup spring		8	
8	111 857 793 E	Hexagon-head bolt		4	
9	911 803 453 00	Cap		2	
	911 803 453 00 70B	Black			
10	111 857 793 E	Hexagon-head bolt		2	
11	811 857 845	Cap		2	
12	111 857 799 A	Hexagon-head bolt		2	
12	3B0 857 799	Hexagon-head bolt		2	
13	928 803 259 02	Spacer sleeve		2	
14	928 803 212 02	Spacer		2	

Model: 924 86

Model life 1986>>1988



Model: 924 86

Model life 1986&gt;&gt;1988

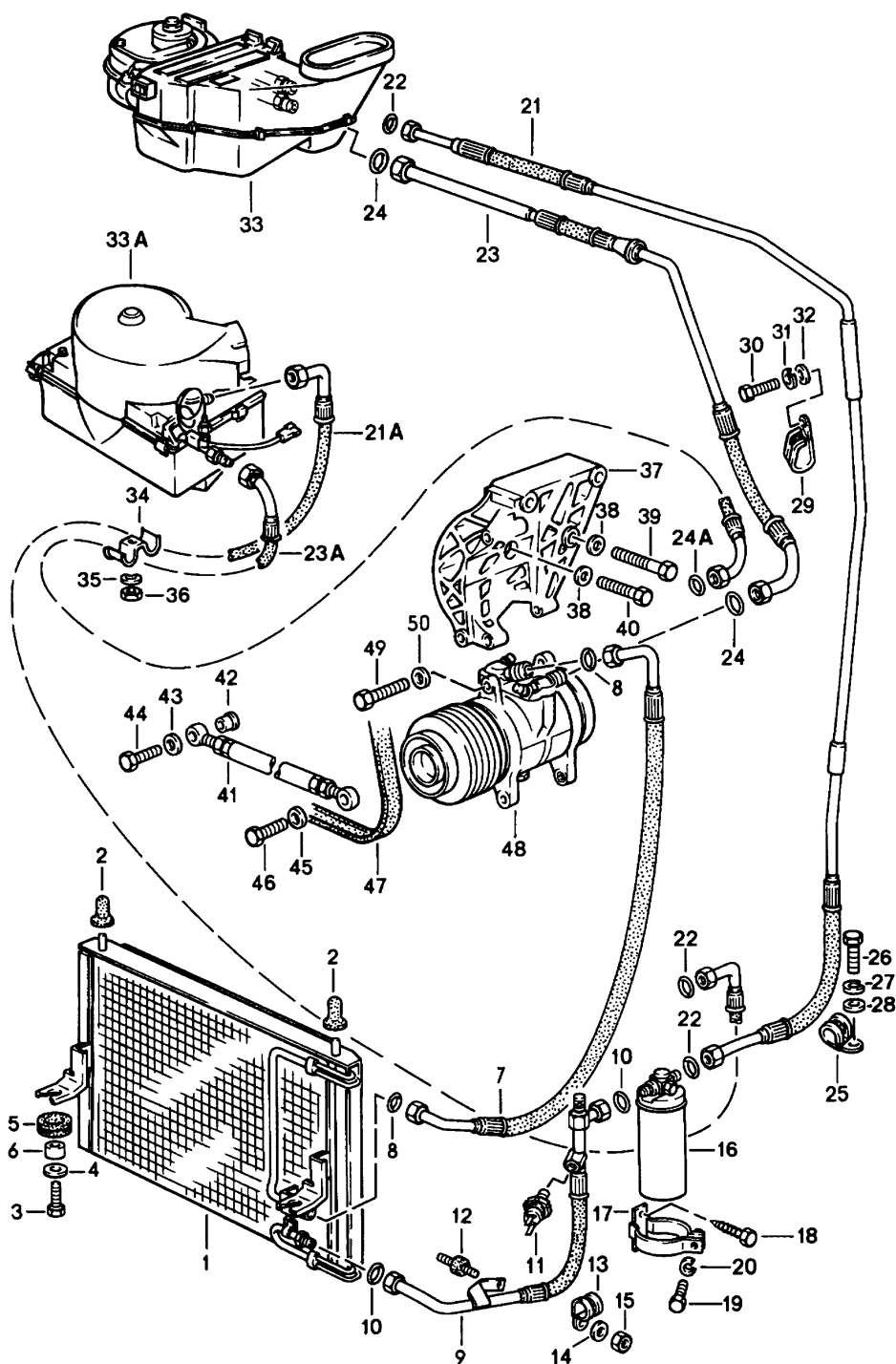
Pos	Part Number	Description	Remark	Qty	Model
		Seat belt			
		Rear			
		Lap belt			M186
		Manually			
1	477 857 795	Seat belt		2	M186
	477 857 795 70B	Manually			
2	477 857 739 A	Seat-belt buckle		2	
2	477 857 739 B	Seat-belt buckle		2	
	477 857 739 B 70B	Black			
3	111 857 793 E	Hexagon-head bolt		2	
4	211 857 771	Washer		6	
5	928 803 259 02	Spacer sleeve		2	
6	477 857 853	Screw		2	
7	477 857 643	Spacer sleeve		2	
(7)	999 209 033 02	Spacer sleeve		2	
8	811 857 845	Cap		4	
9	477 857 375 A	Support for seatbelt		2	
	477 857 375 A 01C	Black			
	477 857 375 A 89S	Brown			
10	N 011 665 3	Washer		4	
		B 5,3 X 15			
10	N 011 665 16	Washer		4	
		B 5,3 X 15			
11	900 146 003 02	Oval-head screw		4	
		M 5 X 11			
		Lap belt			M185
		Automatic			
1A	477 857 787 C	Seat belt		2	
	477 857 787 C 70B	Automatic			
1B	477 857 750 B	Cap		2	
2	477 857 739 A	Seat-belt buckle		2	
2	477 857 739 B	Seat-belt buckle		2	
	477 857 739 B 70B	Black			
3	111 857 793 E	Hexagon-head bolt		2	
4	211 857 771	Washer		2	
5	928 803 259 02	Spacer sleeve		2	
6	477 857 853	Screw		2	
7	477 857 643	Spacer sleeve		2	
(7)	999 209 033 02	Spacer sleeve		2	
8	811 857 845	Cap		4	
		Three-point seat belt			M335
		Automatic			
(12)	945 803 021 02	Seat belt	/L 88	1	
	945 803 021 02 70B	Satin black			
12	945 803 022 02	Seat belt	/R 88	1	
	945 803 022 02 70B	Satin black			
13	928 803 151 02	Clip		2	
		Upper part			
14	928 803 153 02	Clip		2	
		Lower part			
15	944 803 141 00	Cover		2	
	944 803 141 00 70B	Black			
16	111 857 793 E	Hexagon-head bolt		2	
17	945 803 311 00	Spacer ring		2	
18	811 857 845	Cap		4	
19	111 857 793 E	Hexagon-head bolt		2	
20	211 857 771	Washer		6	
21	928 803 259 02	Spacer sleeve		2	
22	477 857 739 A	Seat-belt buckle		2	
22	477 857 739 B	Seat-belt buckle		2	
	477 857 739 B 70B	Black			
23	477 857 853	Screw		2	
24	477 857 643	Spacer sleeve		2	

Model life 1986&gt;&gt;1988

(24)	999 209 033 02	Spacer sleeve	2
25	911 803 150 00	Screw	2

Model: 924 86

Model life 1986>>1988





Model: 924 86

Model life 1986&gt;&gt;1988

Pos	Part Number	Description	Remark	Qty	Model
		Air conditioner			M573
1	944 573 011 04	Condenser		1	
2	944 573 457 00	Rubber sleeve		2	
3	N 010 217 9	Hexagon-head bolt		2	
		M 6 X 20			
4	N 011 524 7	Washer		2	
		R 6,6			
4	N 011 524 27	Washer		2	
		R 6,6			
5	056 129 669 B	Grommet		2	
6	052 109 135	Spacer sleeve		2	
7	944 573 097 06	Refrigerant line	-87	1	
7	944 573 097 10	Refrigerant line	88	1	
8	999 707 250 40	O-ring		2	
8	999 707 434 41	O-ring		2	
9	944 573 095 01	Refrigerant line		1	
9	944 573 095 07	Refrigerant line		1	
10	999 707 247 40	O-ring		2	
11	959 613 137 00	Low pressure switch		1	
12	928 110 191 00	Bonded rubber buffer		1	
		M 6			
12	999 703 261 00	Bonded rubber buffer		1	
13	N 020 647 1	Clamp		1	
		RSGU 1100 23/15			
14	N 011 524 7	Washer		1	
		A 6,4			
14	N 011 524 27	Washer		1	
		A 6,4			
15	900 076 010 02	Nut		1	
		M 6			
15	900 076 010 0B	Nut		1	
		M 6			
16	944 573 943 00	Desiccator		1	
17	944 573 081 00	Support		1	
18	N 013 884 5	Hexagon-head tapping screw		2	
		B 4,8 X 13			
19	N 010 264 4	Hexagon-head bolt		1	
		M 5 X 20			
20	N 012 005 3	Lock ring		1	
		B 5			
21	944 573 093 07	Refrigerant line	/LL	1	
22	999 707 247 40	O-ring		2	
23	944 573 091 04	Refrigerant line	/LL	1	
24	999 707 251 40	O-ring	/LL	2	
25	999 511 066 02	Clamp		1	
		B 15 X 18			
26	N 010 215 13	Hexagon-head bolt		1	
		M 6 X 15			
27	N 012 006 4	Lock ring		1	
		B 6			
28	N 011 524 7	Washer		1	
		A 6,4			
28	N 011 524 27	Washer		1	
		A 6,4			
29	999 511 136 02	Clamp	/LL	1	
		RSGU 18-25/15			
30	N 010 217 9	Hexagon-head bolt	/LL	1	
		M 6 X 20			
31	N 012 006 4	Lock ring	/LL	1	
		B 6			
32	N 011 524 7	Washer		1	
		B 6		1	
32	N 011 524 27	Washer		1	

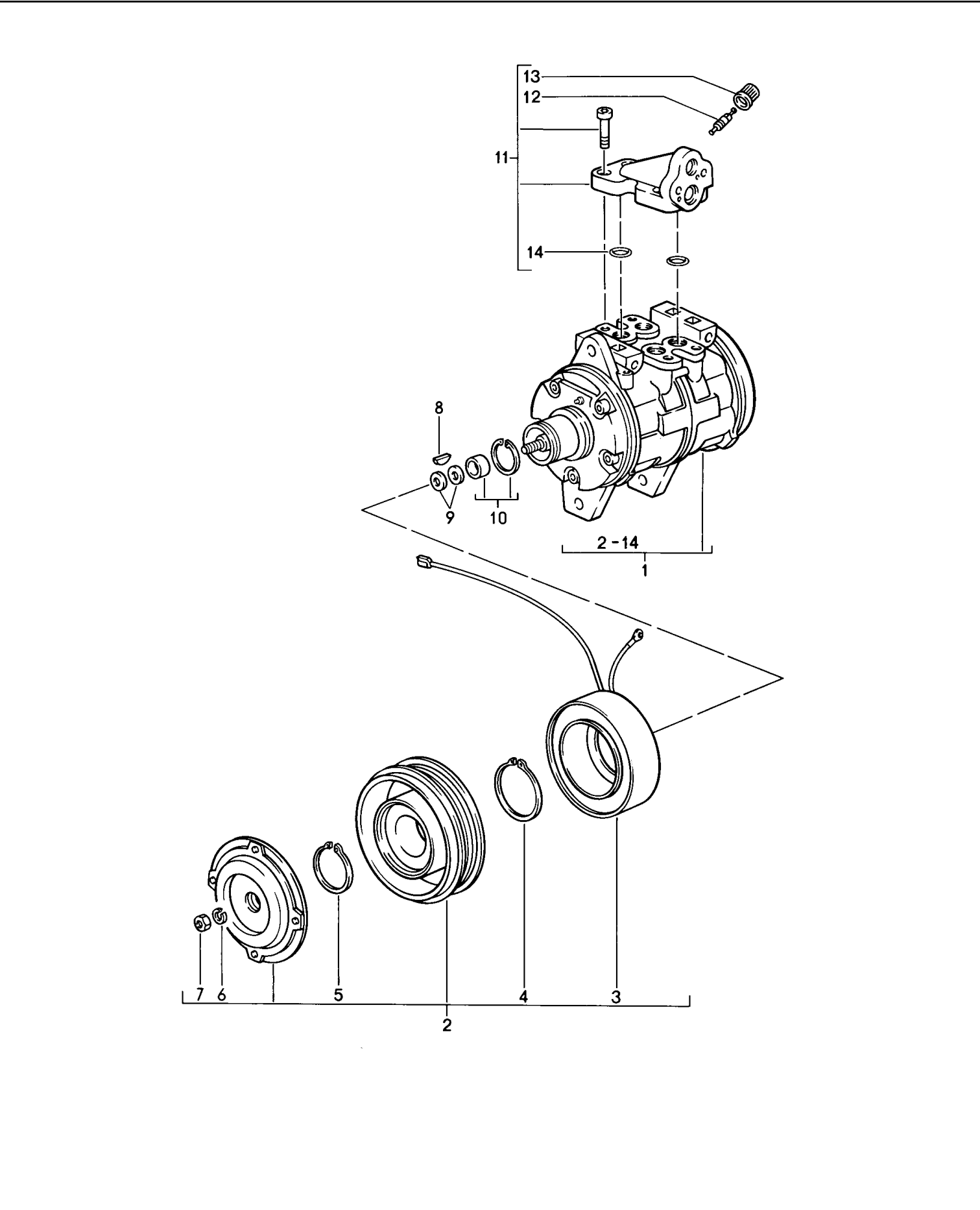
Model: 924 86

Model life 1986&gt;&gt;1988

Pos	Part Number	Description	Remark	Qty	Model
		B 6		1	
33	477 820 002 A	Air conditioner	/LL	1	
35	N 012 006 4	Lock ring	/RL	2	
		B 6			
37	944 126 123 06	Bracket		1	
-	944 126 135 00	Sleeve		1	
38	N 011 527 12	Washer		4	
		A 10,5			
38	900 025 081 01	Washer		4	
		A 10,5			
39	N 010 480 3	Hexagon-head bolt		3	
		M 10 X 80			
40	N 010 450 5	Hexagon-head bolt		1	
40	900 074 373 02	Hexagon-head bolt		1	
43	900 025 007 03	Washer		1	
		A 8,4			
45	900 025 008 09	Washer		1	
		A 10,5			
45	900 025 008 04	Washer		1	
		A 10,5			
46	N 040 125 1	Hexagon-head bolt		1	
		M 10 X 1,25 X 30			
47	999 192 285 50	Poly-rib belt		1	
		K 6 X 1000			
47	999 192 291 50	Poly-rib belt		1	
		K 6 X 1000			
47	999 192 299 50	Poly-rib belt		1	
		K 6 X 1000			
48	944 126 008 00	Compressor		1	
49	900 082 088 02	Hexagon-head bolt		2	
		M 10 X 1,25 X 50		2	
49	900 082 146 01	Hexagon-head bolt		2	
		M 10 X 1,25 X 50		2	
(49)	900 074 139 02	Hexagon-head bolt		1	
		M 8 X 55			
(49)	900 074 139 03	Hexagon-head bolt		1	
		M 8 X 55			
50	N 011 527 12	Washer		2	
		A 10,5			
50	900 025 081 01	Washer		2	
		A 10,5			
-	900 074 139 02	Hexagon-head bolt		2	
		M 8 X 55			
-	900 074 139 03	Hexagon-head bolt		2	
		M 8 X 55			

Model: 924 86

Model life 1986>>1988



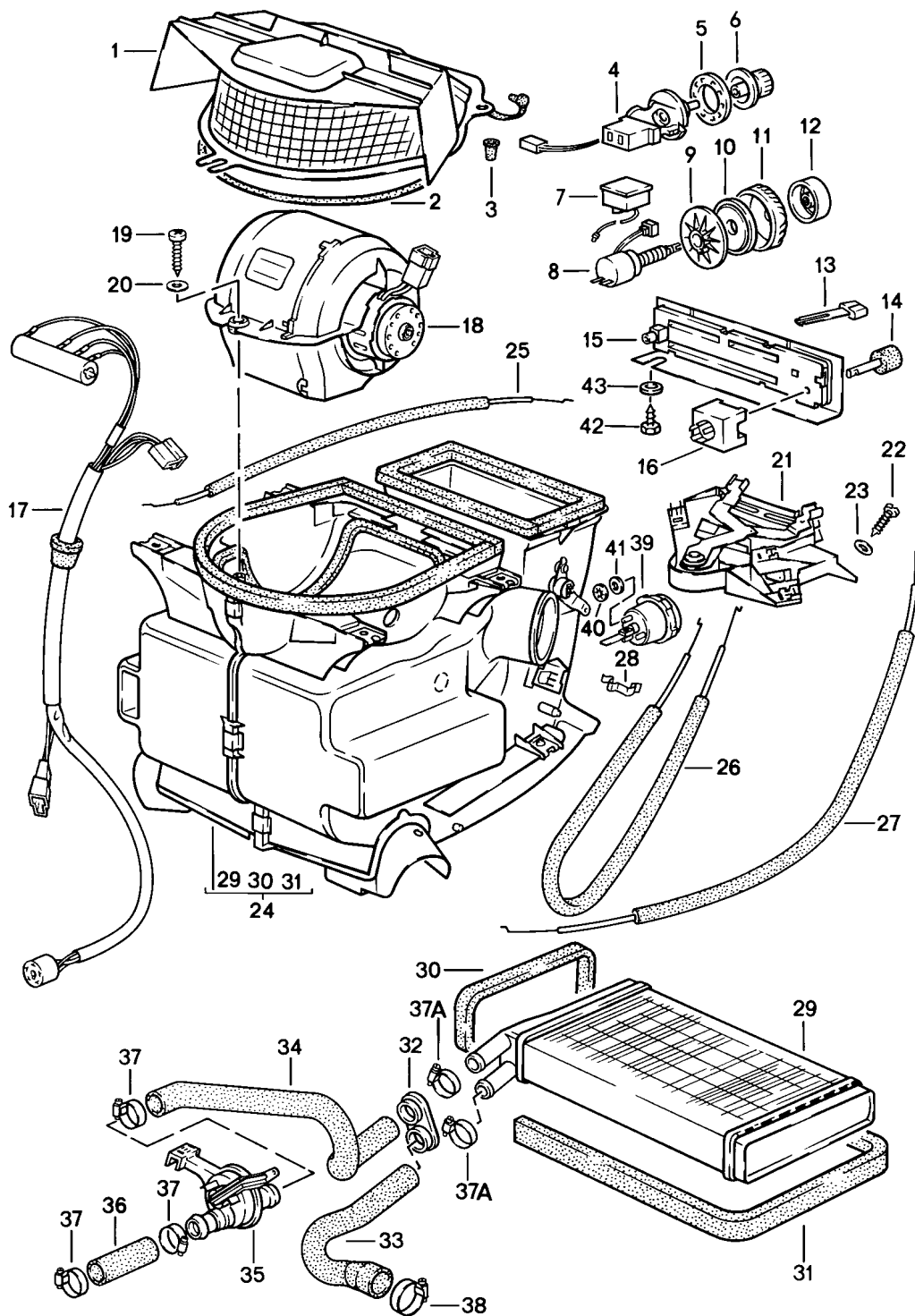
Model: 924 86

Model life 1986&gt;&gt;1988

Pos	Part Number	Description	Remark	Qty	Model
		Compressor			M573
1	944 126 008 00	Compressor		1	
2	944 126 923 01	Clutch		1	
3	944 126 925 01	Solenoid coil		1	
4	477 298 841	Circlip		1	
		Internal diameter 45,8 MM			
5	477 298 843	Circlip		1	
		Internal diameter 37 MM			
6	900 027 015 02	Lock ring		1	
		B 8			
6	900 027 015 03	Lock ring		1	
		B 8			
7	N 011 008 8	Hexagon nut		1	
		M 8			
8	944 126 905 00	Spring		1	
9	477 298 829	Spacer		X	
		0,1 MM			
(9)	477 298 829 A	Spacer		X	
		0,2 MM			
(9)	477 298 829 B	Spacer		X	
		0,5 MM			
(9)	477 298 829 C	Spacer		X	
		0,8 MM			
(9)	477 298 829 B	Spacer		X	
		1,0 MM			
10	930 126 921 00	Set of shaft seals		1	
11	944 126 940 00	Valve		1	
12	928 573 908 03	Valve insert		1	
13	928 573 909 02	Cap		1	
14	944 126 935 01	O-ring		1	

Model: 924 86

Model life 1986>>1988



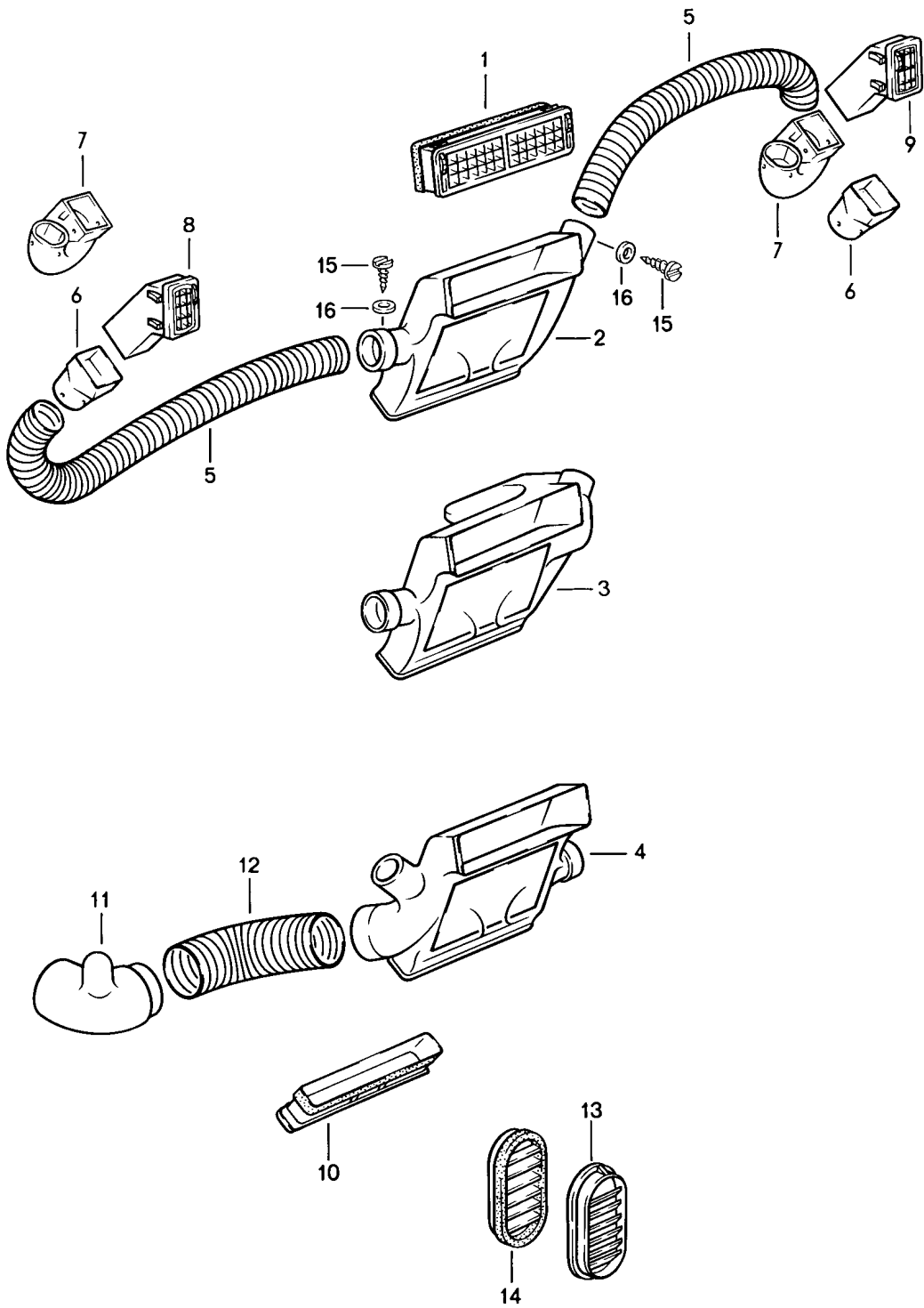
Model: 924 86

Model life 1986&gt;&gt;1988

Pos	Part Number	Description	Remark	Qty	Model
1	944 572 145 00	Heater	/LL	1	
-	AMV 152 109 03	Blower		X	
		Heat exchanger			
		Cover			
		Sealing cord			
		9 MM \$			
		Roller			
		4,5 METER			
2		740 MM		1	
3	477 819 253	Grommet		3	
7	477 959 531	Booster		1	M573
8	477 959 530	Air-conditioning switch		1	M573
9	477 959 527	Fastening washer		1	M573
10	477 959 526	Spacer		1	M573
11	477 959 528	Adjusting wheel		1	M573
12	477 959 529	Knob		1	M573
13	944 572 350 01	Knob		3	
14	944 572 349 00	Knob		1	
15	477 857 115	Cover		1	
16	321 959 511 A	Blower switch		1	
17	477 971 281	Resistor		1	
18	321 820 015 B	Blower		1	
19	900 143 046 02	Oval-head sheetmetal screw		1	
		B 4,8 X 16			
19	900 143 046 01	Oval-head sheetmetal screw		1	
		B 4,8 X 16			
20	N 011 692 3	Washer		1	
		B 5,1			
21	321 819 045 C	Control switch		1	
22	900 143 007 02	Oval-head sheetmetal screw		2	
		B 4,2 X 13			
22	900 073 507 01	Oval-head sheetmetal screw		2	
		B 4,2 X 13			
23	900 025 002 02	Washer		2	
		A 4,3			
23	900 025 002 03	Washer		2	
		A 4,3			
(24)	944 573 023 00	Flap control box		1	M573
25	944 572 649 00	Bowden cable		1	
26	944 572 648 00	Bowden cable		1	
27	944 572 647 00	Bowden cable		1	
28	477 819 343	Spring clamp		1	
29	171 819 031 D	Heat exchanger		1	
30	321 819 069 B	Gasket		1	
31	191 819 069	Gasket			
32	823 819 699 A	Drain bush		1	
33	944 572 381 02	Hose		1	
34	944 572 383 01	Hose		1	
35	944 572 085 02	Valve		1	
36	944 572 385 01	Heater hose		1	
37	999 512 346 00	Hose clamp		X	
		LC 16-25			
37A		Hose clamp		2	
		SGT 16-25			
38	999 512 272 02	Hose clamp		X	
		LA 25-40			
39	944 573 053 00	Vacuum unit		1	M573
40	999 507 243 02	Kronen-fix		3	M573
41	928 574 465 02	Rubber washer		3	M573
42	900 187 114 07	Tapping screw		2	
		B 2,9 X 13			
43	N 011 662 1	Washer		2	
		3,2			

Model: 924 86

Model life 1986>>1988



Model: 924 86

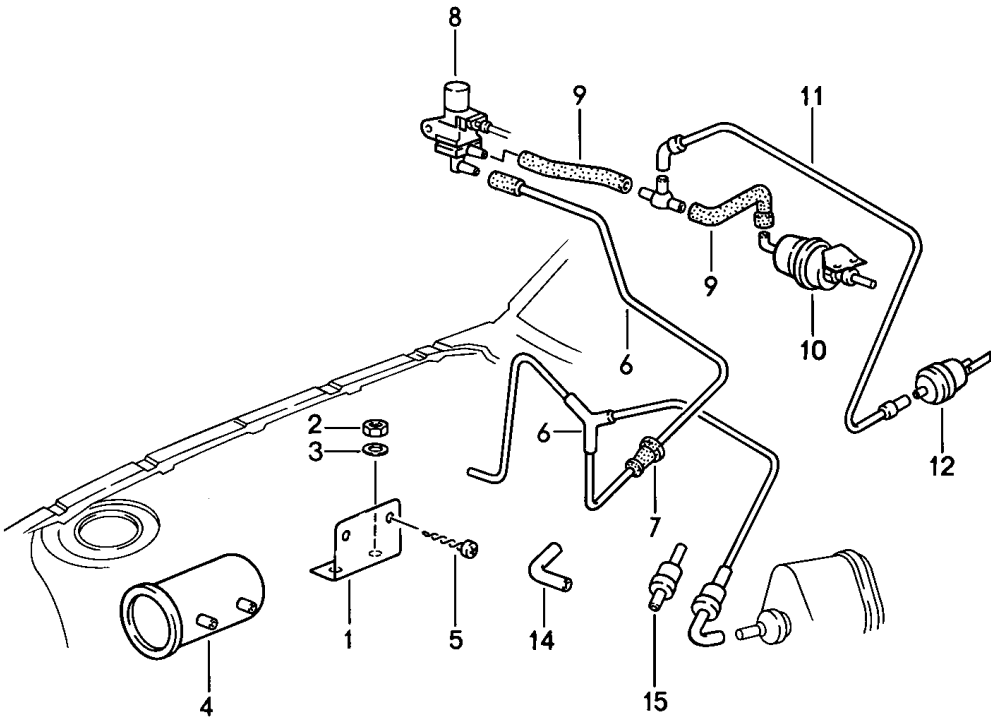
Model life 1986&gt;&gt;1988

Pos	Part Number	Description	Remark	Qty	Model
1	944 572 059 00	Air guide		1	M573
	944 572 059 00 1DB	Centre nozzle			
	944 572 059 00 4RB	Black			
3	944 573 067 00	Brown			
	944 573 067 00	Mixing chamber	/LL	1	
5	477 819 395	Hose		2	
6	477 819 717	Connecting piece	/LL /L	1	
7	477 820 409	Connecting piece	/LL /R	1	
8	944 572 291 00	Side vent	/L	1	
	944 572 291 00 1DB	Black			
	944 572 291 00 4RB	Brown			
9	944 572 292 00	Side vent	/R	1	
	944 572 292 00 1DB	Black			
	944 572 292 00 4RB	Brown			
10	944 572 065 00	Adapter		1	
13	477 819 175	Cover		2	
		Lock pillar			
14	477 819 179 A	Cover	/L	1	
(14)	477 819 180 A	Cover	/R	1	
15	900 143 031 02	Oval-head sheetmetal screw		4	
		B 4,2 X 9,5			
16	900 151 028 02	Washer		4	
		B 4,3 X 12			
16	900 151 028 01	Washer		4	
		B 4,3 X 12			



Model: 924 86

Model life 1986>>1988



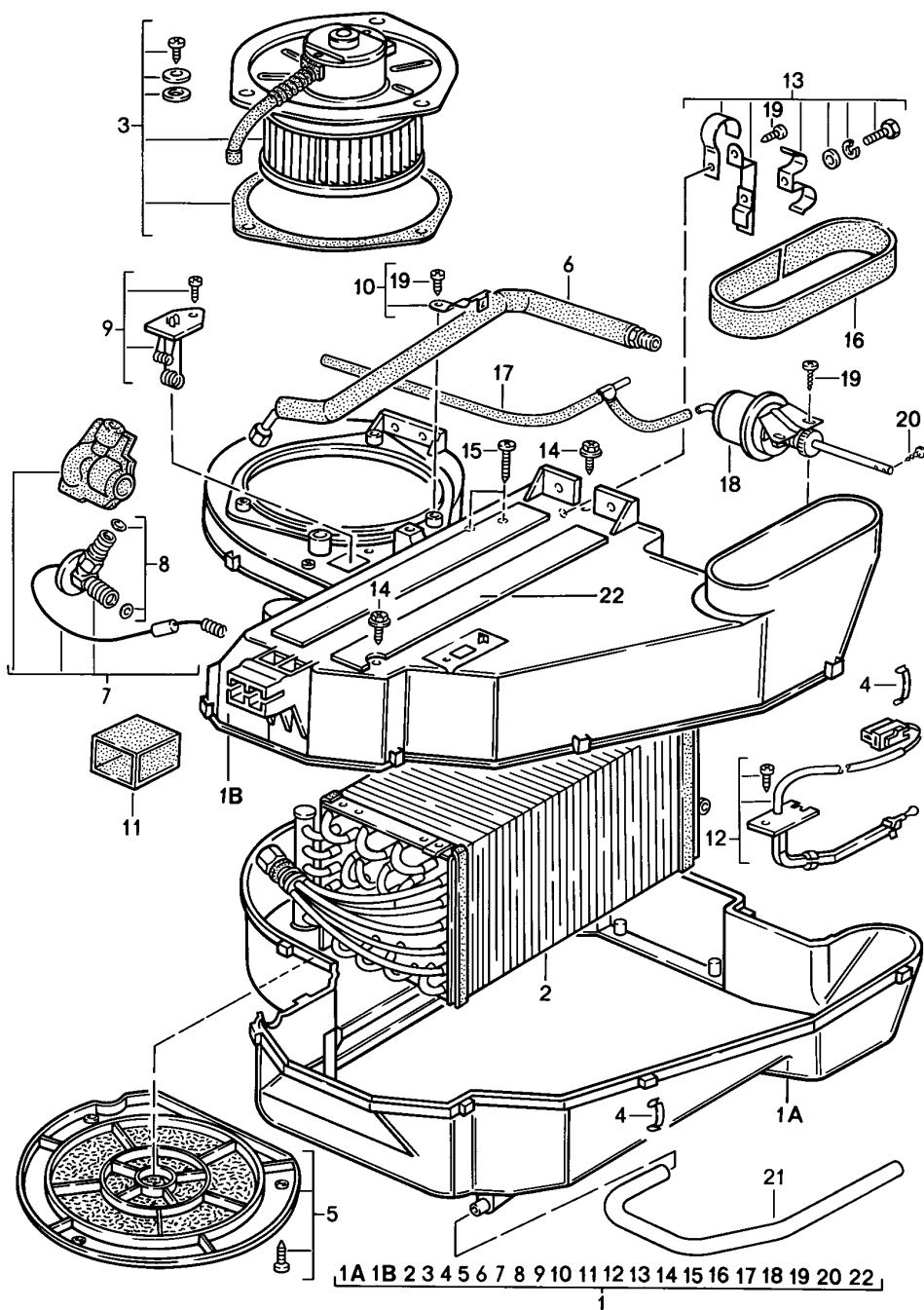
Model: 924 86

Model life 1986&gt;&gt;1988

Pos	Part Number	Description	Remark	Qty	Model
(1)	944 573 465 01	Vacuum control Support		1	
2	900 076 010 02	Vacuum reservoir Nut M 6		2	
2	900 076 010 0B	Nut M 6		2	
3	N 012 006 4	Lock ring B 6		2	
4	945 573 808 00	Vacuum reservoir		1	
5	N 090 186 1	Tapping screw B 4,8 X 13		1	
6	944 573 099 02	Vacuum line	/LL	1	
7	477 819 849	Grommet		1	
8	944 573 165 00	Solenoid valve	/LL	1	
9	477 820 557	Vacuum line	/LL	1	
10	477 820 545	Vacuum unit	/LL	1	
11	944 573 101 00	Vacuum line	/LL	1	
12	944 573 053 00	Vacuum unit		1	
14	928 574 717 02	Moulded hose		1	
15	928 537 361 02	Valve		1	

Model: 924 86

Model life 1986>>1988



Model: 924 86

Model life 1986&gt;&gt;1988

Pos	Part Number	Description	Remark	Qty	Model
		Air conditioner			M573
		Left-hand drive			
1	477 820 002 A	Air conditioner		1	
1A	477 820 421 A	Housing		1	
1B	477 820 420 A	Housing		1	
2	477 820 903	Evaporator		1	
3	477 820 905	Blower		1	
4	477 820 449	Clamp		11	
5	477 820 907	Air cleaner		1	
6	477 820 459	Pressure line		1	
7	477 820 909	Expansion valve		1	
8	477 820 911	Set of o-rings		1	
9	477 820 915	Resistor		1	
10	477 820 917	Retaining bow		1	
11	477 820 447 A	Rubber boot		1	
12	477 820 901	Temperature sensor		1	
13	477 820 919	Pipe clamp		1	
14	477 820 437	Tapping screw		2	
15	477 820 435 A	Tapping screw		2	
16	477 820 507 A	Insulator		1	
17	477 820 557	Vacuum line		1	
18	477 820 545	Vacuum unit		1	
19	477 820 435 D	Tapping screw		2	
20	477 820 555	Pan-head screw		2	
21	477 820 523	Water drain hose		1	
22	477 820 447	Gasket		2	

Model: 924 86

Model life 1986>>1988



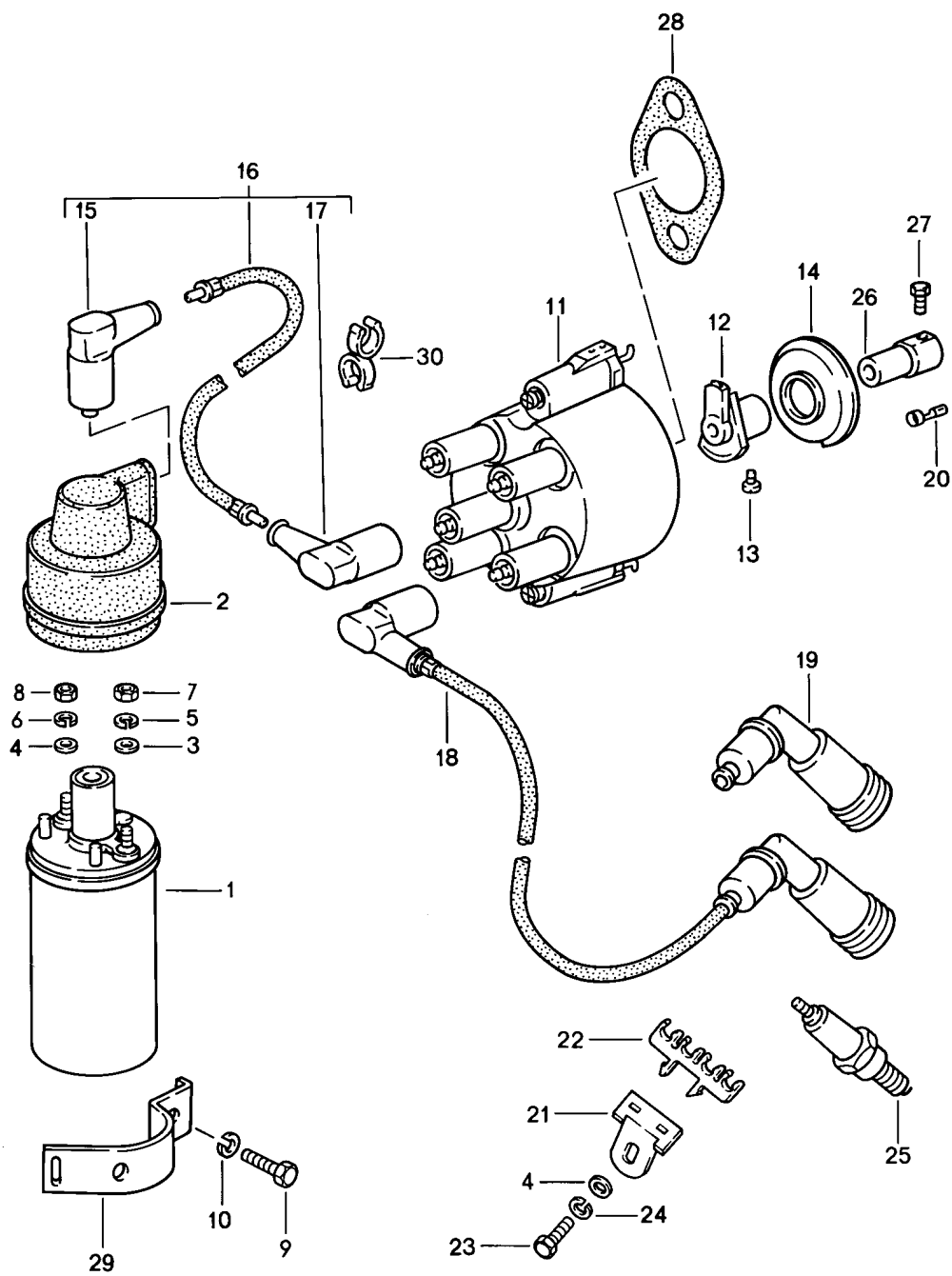
Model: 924 86

Model life 1986&gt;&gt;1988

Pos	Part Number	Description	Remark	Qty	Model
>>	477 800 377 B	Repair kits			
>>	944 538 001 28	Set of locks	-87	1	
		Set of locks	88-	1	
		Comprising:			
		Door handle	/L	1	
		Door handle	/R	1	
		Lock cylinder		1	
		Ignition starter lock			
		Lock cylinder		1	
		Rear lid lock			
		Lock cylinder		1	
		Fuel tank cap			
		Rear lid lock	/L	1	
		Rear lid lock	/R	1	
		Secondary key		3	
		Key ring		1	
		Key tag		1	
		Order also:			
-	944 201 061 01	Fuel tank cap		1	
>>	477 898 011 A	Sealing set		1	
		Windscreen			
		Comprising:			
		Rivet		20	
		Assembly sleeve		1	
>>	477 853 995	Set of moldings		1	
		Moulding			
		Comprising:			
-	477 853 981	Side guard	/V /L	1	
		285 MM			
-	477 853 982	Side guard	/V /R	1	
		285 MM			
-	477 853 983	Side guard	/V /L	1	
		395 MM			
-	477 853 984	Side guard	/V /R	1	
		395 MM			
-	477 853 985	Side guard	/L	1	
		Door			
		1123 MM			
-	477 853 986	Side guard	/R	1	
		Door			
		1123 MM			
-	477 853 987	Side guard	/H /L	1	
		285 MM			
-	477 853 988	Side guard	/H /R	1	
		285 MM			
-	477 853 989	Side guard	/H /L	1	
		440 MM			
-	477 853 990	Side guard	/H /R	1	
		440 MM			

Model: 924 86

Model life 1986>>1988



Model: 924 86

Model life 1986&gt;&gt;1988

Pos	Part Number	Description	Remark	Qty	Model
		Engine electrics 1			
1	944 602 115 00	Ignition coil		1	
2	944 602 801 00	Protection cap		1	
3	900 025 003 02	Washer		1	
		A 5,3		1	
4	N 011 524 7	Washer		1	
		A 6,4		1	
4	N 011 524 27	Washer		1	
		A 6,4		1	
5	N 012 005 3	Lock ring		1	
		B 5		1	
6	N 012 006 4	Lock ring		1	
		B 6		1	
7	N 011 005 14	Hexagon nut		1	
		M 5		1	
7	900 076 091 01	Hexagon nut		1	
		M 5		1	
8	900 076 010 02	Nut		1	
		M 6		1	
8	900 076 010 0B	Nut		1	
		M 6		1	
9	900 025 007 02	Washer		2	
		A 8,4		1	
9	900 025 007 03	Washer		2	
		A 8,4		1	
10	N 014 706 7	Pan-head screw		2	
		M 8 X 12			
10	N 014 706 8	Pan-head screw		2	
		M 8 X 12			
11	944 602 251 00	Distributor cap		1	
12	944 602 901 00	Rotor		1	
		Comprising:			
		POS. 12, 13, 26			
12	944 602 901 01	Rotor		1	
		Comprising:			
		POS. 12, 13, 26			
13		Pan-head screw		1	
14	944 602 803 00	Dust cover		1	
15	944 609 131 00	Ignition coil plug		1	
16	944 609 017 01	Ignition lead		1	
17	944 609 133 00	Distributor plug		5	
18	944 609 015 15	Ignition lead		1	
		Cylinder 1		1	
(18)	944 609 015 16	Ignition lead		1	
		Cylinder 2		1	
(18)	944 609 015 17	Ignition lead		1	
		Cylinder 3			
(18)	944 609 015 18	Ignition lead		1	
		Cylinder 4		1	
19	928 609 105 03	Ignition cable connector		4	
20	911 609 310 00	Cable screw		X	
21	944 609 217 00	Support		1	
		for			
		Ignition lead		1	
22	052 905 471 A	Support		4	
		for			
		Ignition lead		1	
23	999 072 005 09	Hexagon nut		1	
		M 6 X 12			
23	999 072 005 01	Hexagon nut		1	
		M 6 X 12			
24	N 012 226 5	Spring washer		1	
		Spark plug			



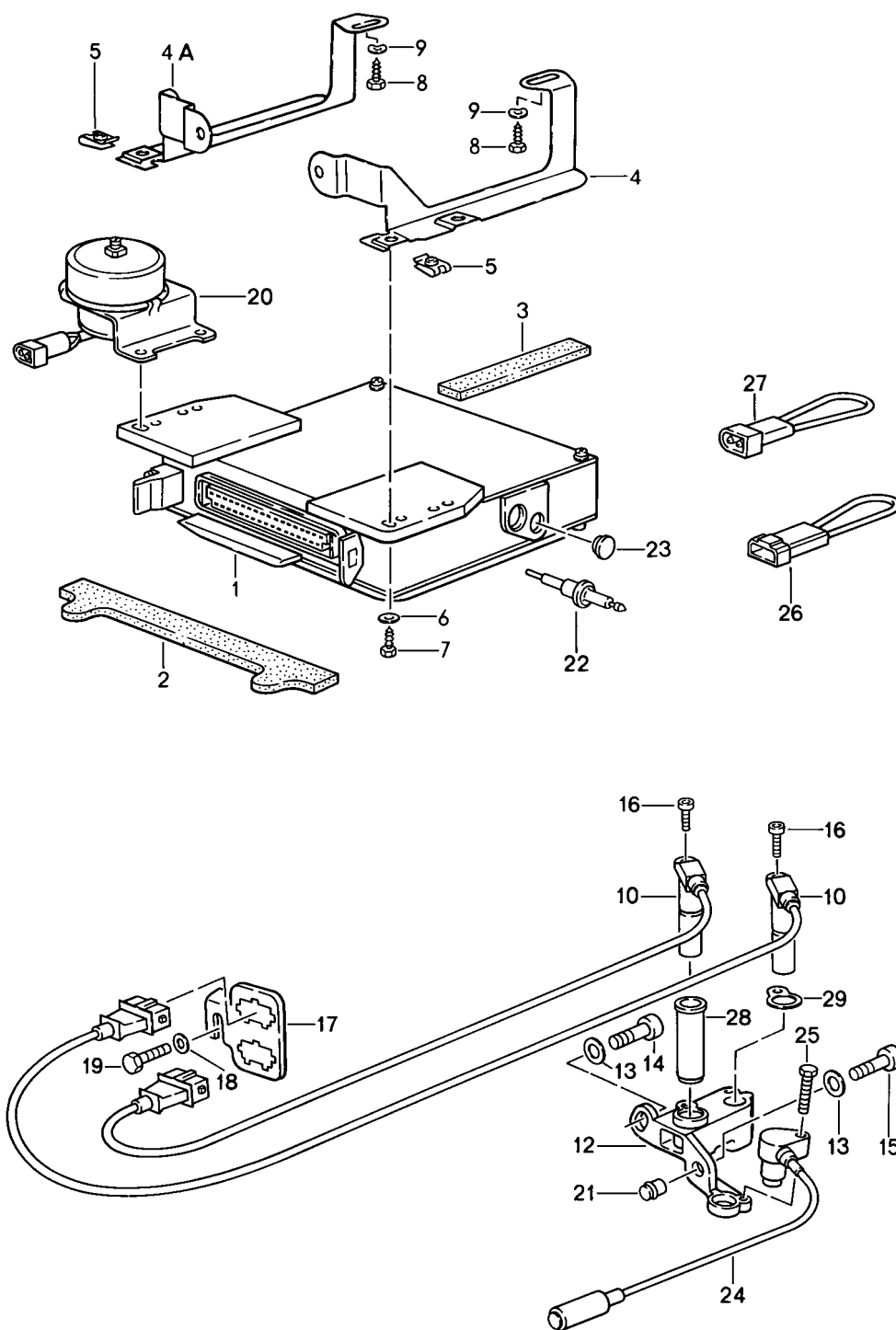
Model: 924 86

Model life 1986&gt;&gt;1988

Pos	Part Number	Description	Remark	Qty	Model
		Use also:			
		547 09222		X	
		for			
		Spark plug			
-	547 09 222	Nut		X	
		for			
		Spark plug			
25	999 170 156 90	Spark plug		4	
		- bosch -		1	
		WR7DC			
26		Connecting piece		1	
27	999 217 008 02	Hexagon-head bolt		1	
		M 5 X 10		1	
28	944 602 257 00	Sealing sleeve		1	
29	944 602 294 00	Clamping bow		1	
30	944 609 227 00	Support		1	
		for			
		Ignition lead			

Model: 924 86

Model life 1986>>1988



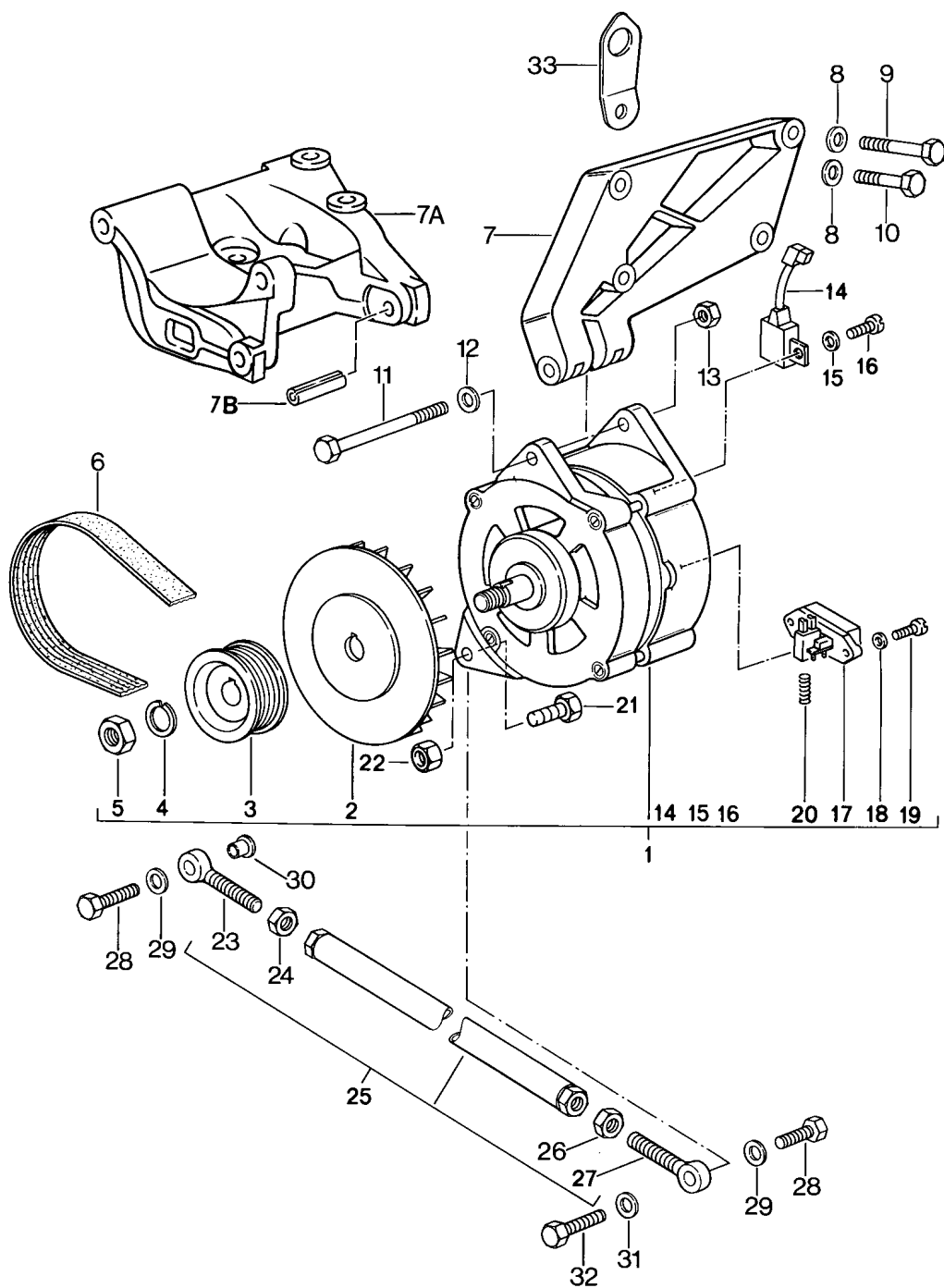
Model: 924 86

Model life 1986&gt;&gt;1988

Pos	Part Number	Description	Remark	Qty	Model
1	944 618 121 04	Engine electrics 2 Control unit	-87	1	
1	944 618 121 DX	- dme - Control unit	-87	1	
1		- dme - Control unit	-87	1	
1	944 618 121 05	- dme - Control unit	88	1	
1	944 618 121 EX	Control unit	88	1	
		- dme -			
2	944 618 119 00	Plastic foam strip		1	
3	944 618 120 00	Plastic foam strip		1	
4	944 618 141 00	Bracket	/L	1	
4A	944 618 142 00	Bracket	/R	1	
5	N 901 561 01	Speed nut		4	
6	900 025 003 02	Washer		4	
		A 5,3			
7	900 187 004 02	Hexagon-head tapping screw		4	
		B 4,8 X 19			
8	N 013 884 5	Hexagon-head tapping screw	/LL	2	
		B 4,8 X 13			
9	N 012 225 2	Spring washer	/LL	2	
		B 5			
10	944 606 115 00	Pulse sender		2	
12	944 101 321 07	Support		1	
13	900 025 007 02	Washer		2	
		A 8,4			
13	900 025 007 03	Washer		2	
		A 8,4			
14	N 014 726 3	Pan-head screw		1	
		M 8 X 30			
15	N 014 725 2	Pan-head screw		1	
		M 8 X 25		1	
15	900 067 018 03	Pan-head screw		1	
		M 8 X 25		1	
16	999 217 026 02	Locking screw		1	
17	944 612 151 00	Support		1	
18	N 011 524 7	Washer		1	
		A 6,4			
18	N 011 524 27	Washer		1	
		A 6,4			
19	N 010 215 13	Hexagon-head bolt		1	
		M 6 X 15			
20	944 606 051 00	altitude capsule		1	
21	900 197 047 08	Tensioning sleeve		1	
22	944 618 940 00	Adjusting key		1	
23	911 606 411 01	Stopper		1	
24	911 606 108 00	Timing mark sender		1	
		for top dead centre marking			
25	900 067 089 02	Pan-head screw		1	
		M 6 X 25			
25	900 067 089 01	Pan-head screw		1	
		M 6 X 25			
26	944 612 525 00	Coding plug		1	
27	944 612 421 00	Adapter plug		1	
28	944 101 320 00	Sleeve		1	
29	944 101 335 00	Washer		X	
		0,3			
29	951 101 325 00	Washer		X	
		2,0			

Model: 924 86

Model life 1986>>1988



Model: 924 86

Model life 1986&gt;&gt;1988

Pos	Part Number	Description	Remark	Qty	Model
		Generator with Mounting parts			
1	944 603 109 00	Generator		1	
2	063 903 171	Fan		1	
		F >>92HN4 52624			
(2)	068 903 171 A	Fan		1	
		F 92HN4 52625>>			
3	944 603 121 06	Pulley		1	
4	N 012 016 1	Lock ring		1	
		A 14			
5	N 011 163 3	Hexagon nut		1	
		M 14 X 1,5			
5	900 078 005 03	Hexagon nut		1	
		M 14 X 1,5			
6	999 192 204 50	Poly-rib belt		1	
		K 5 X 736			
(6)	999 192 299 50	Poly-rib belt		1	M573
		K 6 X 1000			
7	944 603 134 01	Bracket		1	
7A	944 126 123 06	Bracket		1	M573
7B	944 126 135 00	Sleeve		1	M573
8	N 011 527 12	Washer		4	
		A 10,5			
8	900 025 081 01	Washer		4	
		A 10,5			
9	N 010 470 7	Hexagon-head bolt		4	
9	N 010 470 1	Hexagon-head bolt		4	
(9)	N 010 480 3	Hexagon-head bolt		3	M573
		M 10 X 80			
10	N 010 450 5	Hexagon-head bolt		1	M573
		M 10 X 50			
10	900 074 373 02	Hexagon-head bolt		1	M573
		M 10 X 50			
11	900 074 052 02	Screw		1	
		M 8 X 130			
12	900 025 007 02	Washer		1	
		A 8,4			
12	900 025 007 03	Washer		1	
		A 8,4			
13	900 910 022 09	Lock nut		1	
		VM 8			
13	900 910 022 03	Lock nut		1	
		VM 8			
14	944 603 143 00	Condenser		1	
15	N 012 226 5	Spring washer		1	
		B 6			
16	N 010 710 8	Pan-head screw		1	
		AM 6 X 10			
17	928 603 142 00	Regulator		1	
18	N 012 004 2	Lock ring		2	
		B 4			
19	N 014 125 1	Oval-head screw		2	
		AM 4 X 18			
20	059 903 519	Compression spring		1	
21	N 010 340 6	Hexagon-head bolt		1	M573
		M 8 X 40			
22	900 910 022 09	Lock nut		1	M573
		VM 8			
22	900 910 022 03	Lock nut		1	M573
		VM 8			
23	900 037 016 02	Eye screw		1	
(23)	900 037 018 02	Eye screw		1	M573

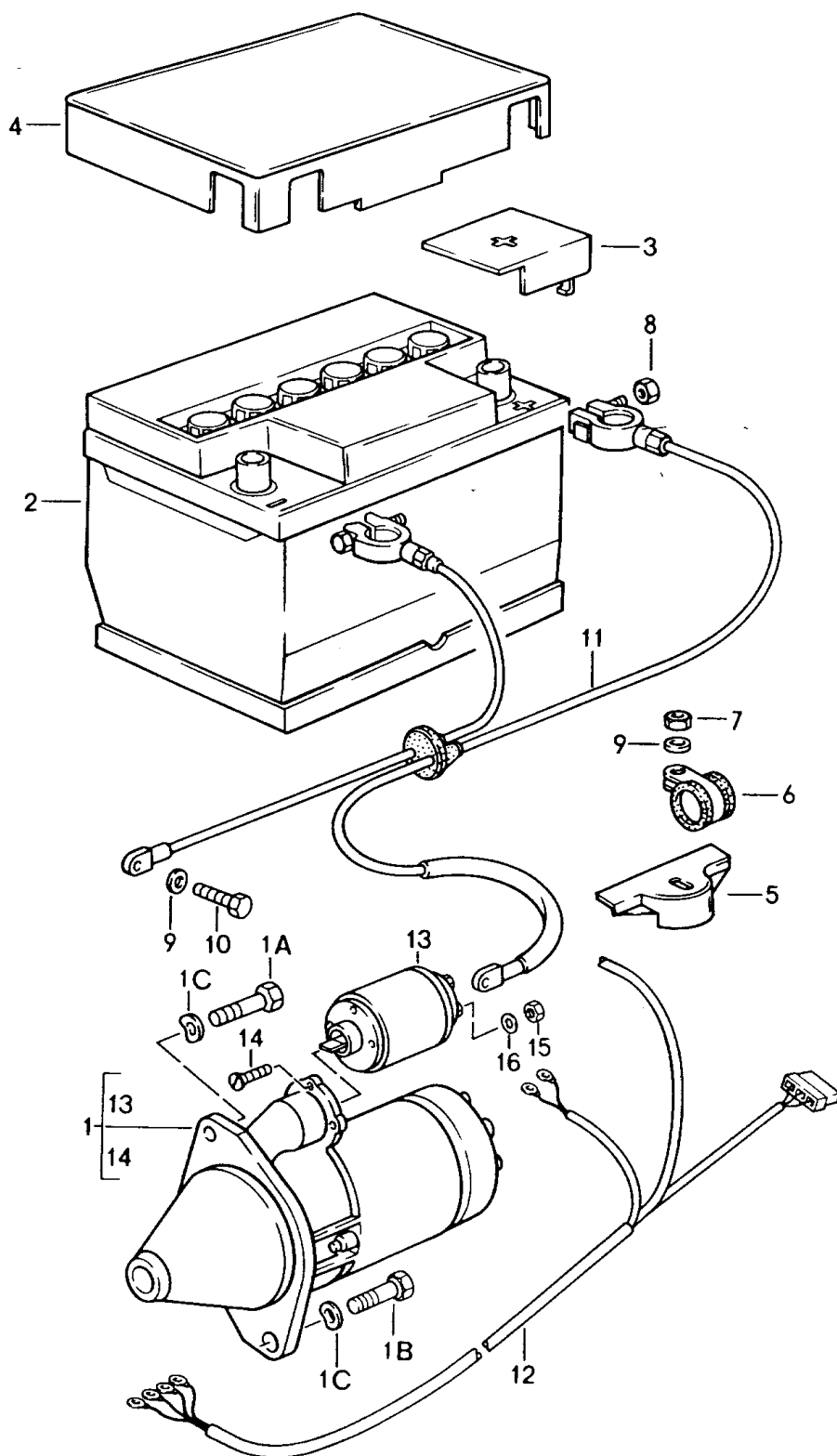
Model: 924 86

Model life 1986&gt;&gt;1988

Pos	Part Number	Description	Remark	Qty	Model
24	N 011 008 24	Hexagon nut M 8 L		1	
(24)	900 076 033 02	Hexagon nut M 10 L		1	M573
25	944 603 011 01	Strut		1	
(25)	944 126 021 03	Strut		1	M573
26	900 076 025 02	Hexagon nut M 8		1	
26	900 076 064 02	Hexagon nut M 8		1	
(26)	N 011 010 6	Hexagon nut M 10		1	M573
(26)	N 101 552 10	Hexagon nut M 10		1	M573
27	900 037 019 02	Eye screw		1	
(27)	900 037 017 02	Eye screw		1	
28	N 010 233 6	Hexagon-head bolt M 8 X 28		2	
28	900 075 136 03	Hexagon-head bolt M 8 X 28		2	
(28)	N 010 332 4	Hexagon-head bolt M 8 X 32		1	M573
29	900 025 008 09	Washer A 10,5		2	
29	900 025 008 04	Washer A 10,5		2	
30	944 126 127 01	Bush		1	M573
31	900 025 008 09	Washer A 10,5		1	M573
31	900 025 008 04	Washer A 10,5		1	M573
32	N 040 125 1	Hexagon-head bolt M 10 X 1,25 X 30		1	M573
33	944 101 411 02	Bracket for transportation		1	

Model: 924 86

Model life 1986&gt;&gt;1988



Model: 924 86

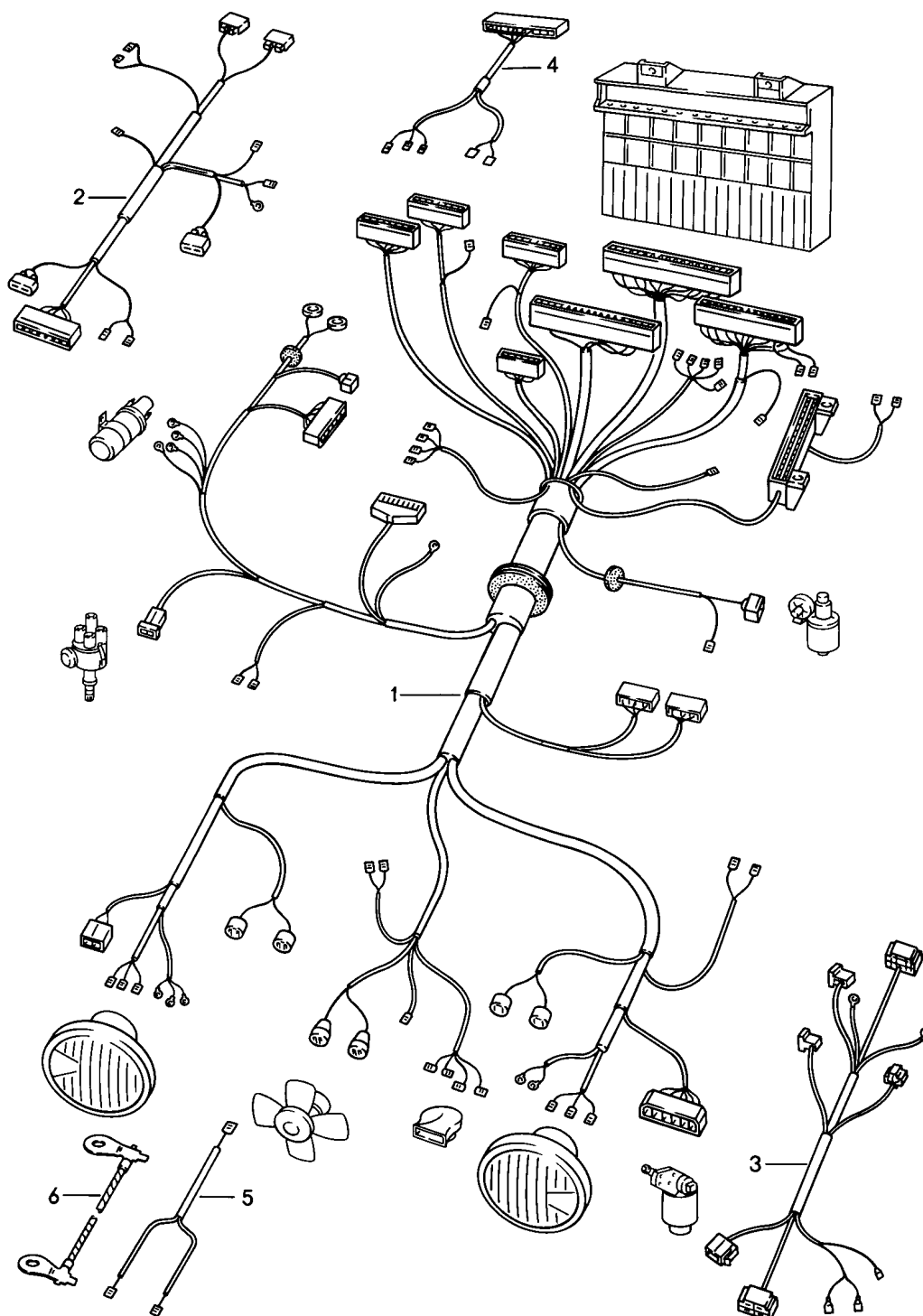
Model life 1986&gt;&gt;1988

Pos	Part Number	Description	Remark	Qty	Model
		Starter			
		Battery			
		Wiring harnesses			
1	951 604 101 00	Starter		1	
1	951 604 101 X	Starter		1	
1	951 604 101 AX	Starter		1	
1A	N 010 491 1	Hexagon-head bolt		1	
		M 12 X 50			
1B	N 040 253 1	Hexagon-head bolt		1	
		M 12 X 35			
1C	900 028 014 02	Washer		2	
		B 12			
1C	900 028 014 03	Washer		2	
		B 12			
2	944 611 101 00	Battery	/LL	1	
		50 AH			
2	477 915 107 A	Battery		1	
		63 AH			
4	281 915 411 F	Battery cover		1	
		for			
		50 AH			
(4)	477 915 411 A	Battery		1	
		Battery cover			
		for			
		63 AH			
		Battery			
5	914 611 233 10	Tension terminal		1	
6	N 020 607 1	Clamp		1	
		B 20 X 20 GI			
7	477 915 489	Hexagon nut		1	
		M 8			
7	900 034 001 05	Hexagon nut		1	
		M 8			
8	900 076 010 02	Nut		2	
		M 6			
8	900 076 010 0B	Nut		2	
		M 6			
9	900 027 015 02	Lock ring		1	
		B 8			
9	900 027 015 03	Lock ring		1	
		B 8			
10	N 010 239 11	Hexagon-head bolt		1	
		M 8 X 18			
10	N 010 239 30	Hexagon-head bolt		1	
		M 8 X 18			
11	944 612 027 01	Wiring harness	/LL	1	
		Battery			
		Starter			
12	944 607 029 00	Wiring harness		1	
		Starter			
		Generator			
12	944 607 029 01	Wiring harness		1	M573
		Starter			
		Generator			
13	951 604 902 00	Solenoid engaging switch		1	
14	951 604 901 00	Countersunk-head screw		3	
15	N 011 005 14	Hexagon nut		1	
		M 5			
15	900 076 091 01	Hexagon nut		1	
		M 5			
16	900 025 003 02	Washer		1	
		A 5,3			



Model: 924 86

Model life 1986&gt;&gt;1988



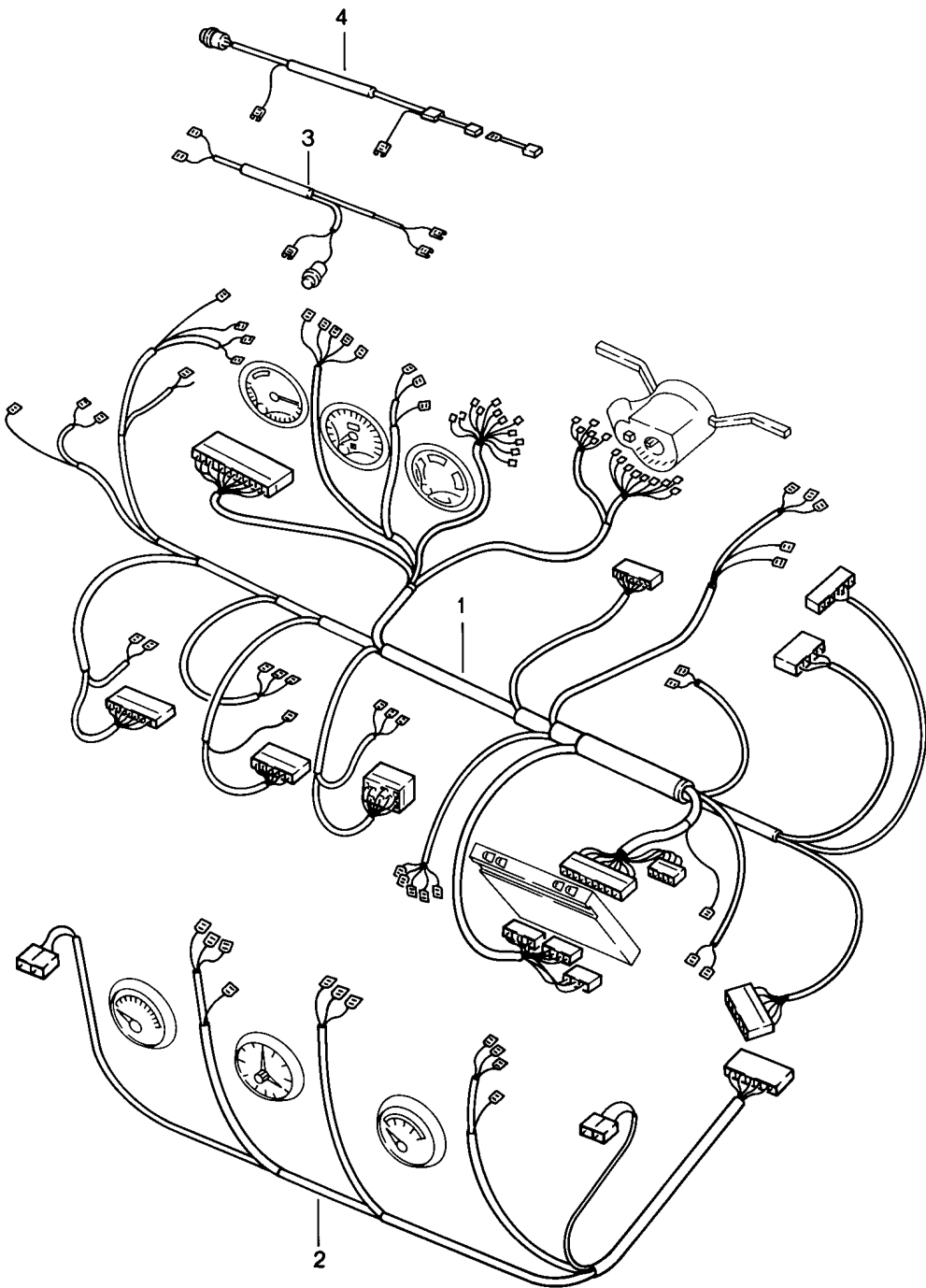
Model: 924 86

Model life 1986&gt;&gt;1988

Pos	Part Number	Description	Remark	Qty	Model
1	944 612 001 44	Wiring harnesses Engine compartment Wiring harness	-87	1	M573
1	944 612 001 83	Engine compartment Wiring harness	88	1	
1	944 612 001 45	Engine compartment Wiring harness	-87	1	
1	944 612 001 84	Engine compartment Wiring harness	88	1	
-	944 612 035 00	Engine compartment Wiring harness Intermediate piece for Headlamp		2	M573
-	999 651 203 40	Cable holder for Wiring harness Headlamp		2	
2	944 607 030 01	Wiring harness - dme -	86	1	
-	944 612 130 00	Rubber sleeve Seal Body		1	
2	944 607 030 02	Wiring harness - dme -	87-	1	M288
-	944 612 130 00	Rubber sleeve Seal Body		1	
3	477 971 563 A	Wiring harness Air conditioner		1	
-	944 617 108 00	Diode Headlight washer system		1	
4	477 971 205	Wiring harness		1	
5	477 971 322 A	Double line		1	
6	477 971 235	Ground strap		1	

Model: 924 86

Model life 1986>>1988



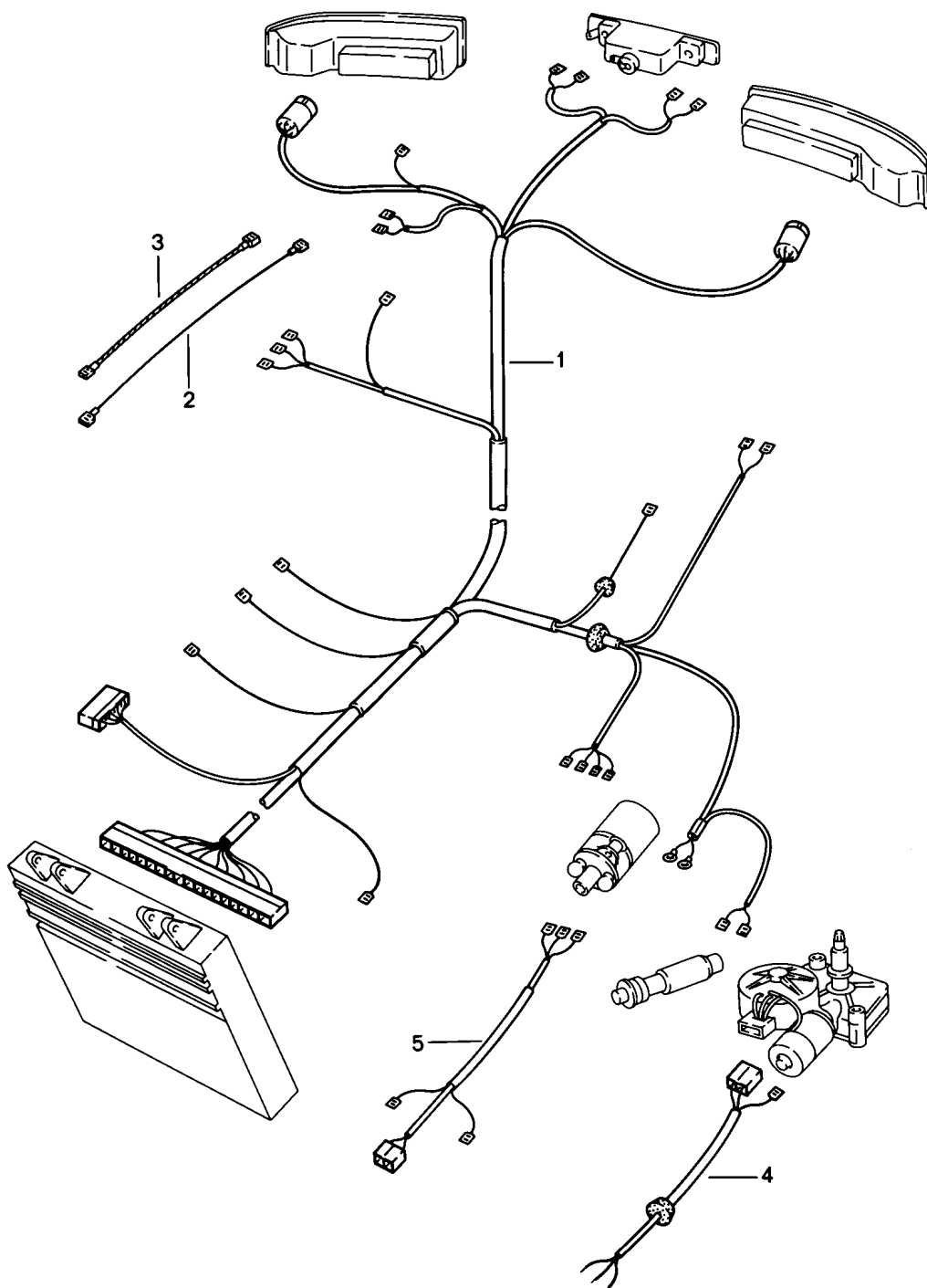
Model: 924 86

Model life 1986&gt;&gt;1988

Pos	Part Number	Description	Remark	Qty	Model
1	944 612 005 23	Wiring harnesses Dashboard Centre console Lifting roof Wiring harness		1	
1	944 612 005 38	Dashboard F >>92HN4 54503 Wiring harness		1	
1	944 612 005 24	Dashboard F 92HN4 54504>> Wiring harness		1	AUT.
1	944 612 005 39	Dashboard F >>92HN4 54503 Wiring harness		1	AUT.
-	944 612 102 00	Dashboard F 92HN4 54504>> Adapter for Tachometer Wiring harness		1	
2	477 971 196 DB	Centre console Wiring harness		1	
2	477 971 196 CB	Centre console Wiring harness		1	M573
-	944 612 121 00	Centre console Wiring harness Lifting roof Wiring harness Lifting roof		1	M650

Model: 924 86

Model life 1986&gt;&gt;1988



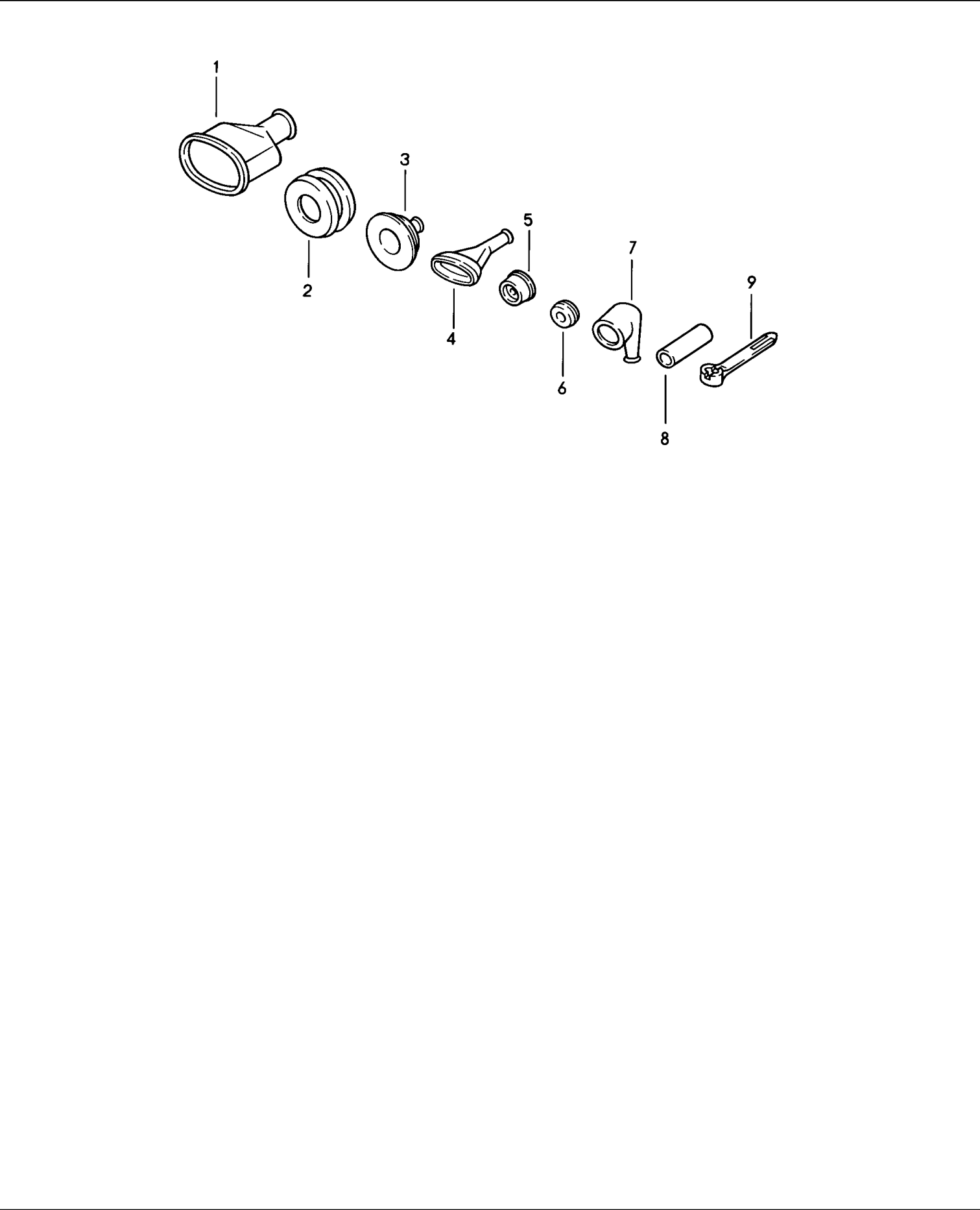
Model: 924 86

Model life 1986&gt;&gt;1988

Pos	Part Number	Description	Remark	Qty	Model
		Wiring harnesses Rear end			
1	944 612 004 20	Wiring harness Rear end	-87	1	
1	944 612 004 22	Wiring harness Rear end	88	1	
(1)	944 612 004 21	Wiring harness Rear end	-87	1	AUT.
1	944 612 004 23	Wiring harness Rear end	88	1	AUT.
2	477 971 257 B	Single line Gas-pressure spring		2	
3	477 971 263 B	Rear window Ground strap		2	
4	944 612 065 01	Gas-pressure spring Wiring harness		1	
		Rear window wiper Additional brake light			
5	477 971 346	Wiring harness Rocker switch Rear window wiper		1	

Model: 924 86

Model life 1986>>1988



Model: 924 86

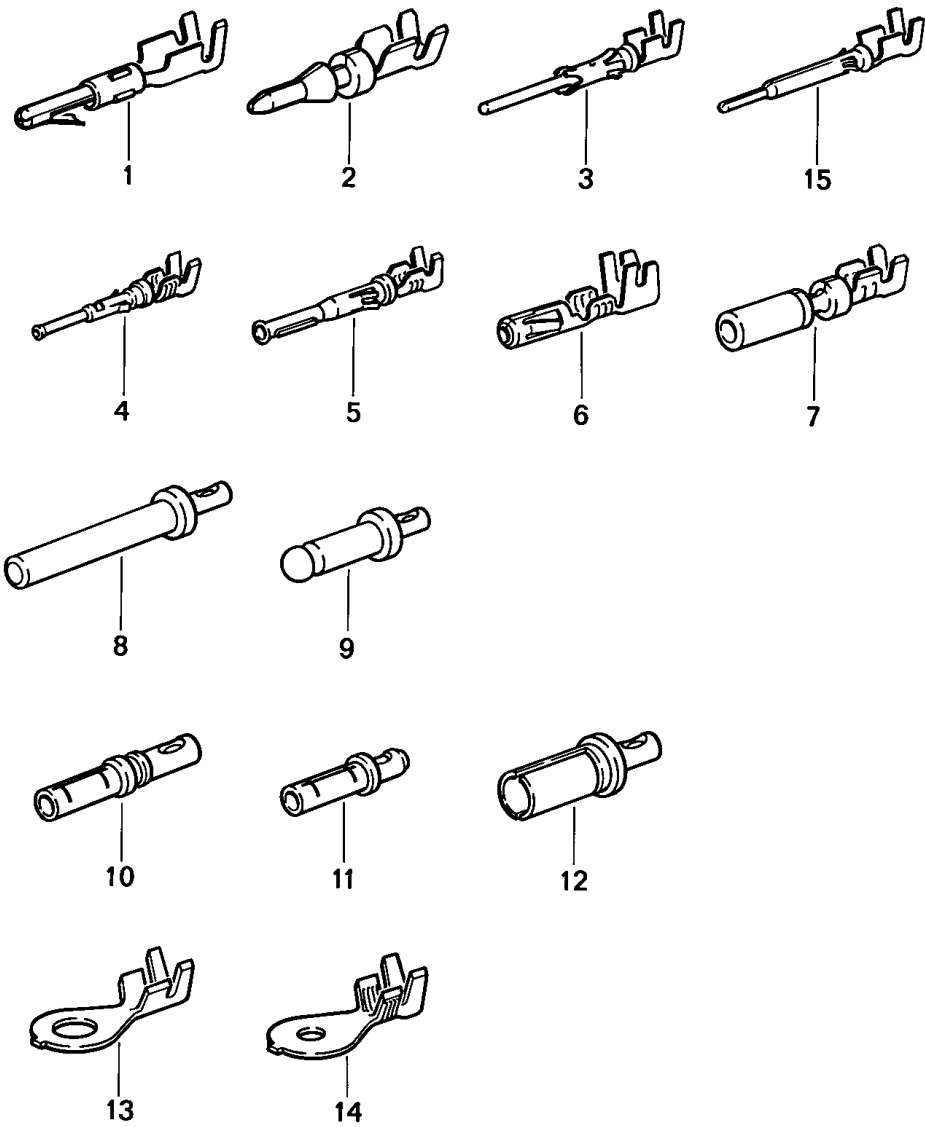
Model life 1986&gt;&gt;1988

Pos	Part Number	Description	Remark	Qty	Model
1	431 971 866	Protective grommet Tie-wrap Grommet for Terminal sleeve housing		X	
2	477 971 871 B	Protective grommet for Wiring harness Engine		X	
3	021 119 569	Rubber sleeve for Wiring harness Rear end		X	
(3)	477 971 911	Protective grommet for Wiring harness Battery		X	
(3)	944 612 324 00	Rubber sleeve		X	
4	022 906 102	Protection cap		X	
(4)	944 612 128 00	Protection cap		X	
(4)	944 612 128 02	Protection cap		X	
5	411 941 189	Grommet		X	
(6)	111 941 189	Drain bush		X	
7	113 927 249	Protection cap		X	
8	059 971 891	Sleeve		X	
9	477 971 850 A	Tie-wrap 360 X 4,5		X	
(9)	N 020 902 1	Tie-wrap 120 X 6,5		X	
(9)	N 020 902 A	Tie-wrap 120 X 6,5		X	
(9)	999 513 001 40	Tie-wrap 140 X 3,6		X	
(9)	999 513 049 40	Tie-wrap for Weld screw		X	
(9)	999 513 010 40	Tie-wrap for Weld screw		X	
(9)	443 971 850 A	Tie-wrap for Weld screw		X	



Model: 924 86

Model life 1986>>1988



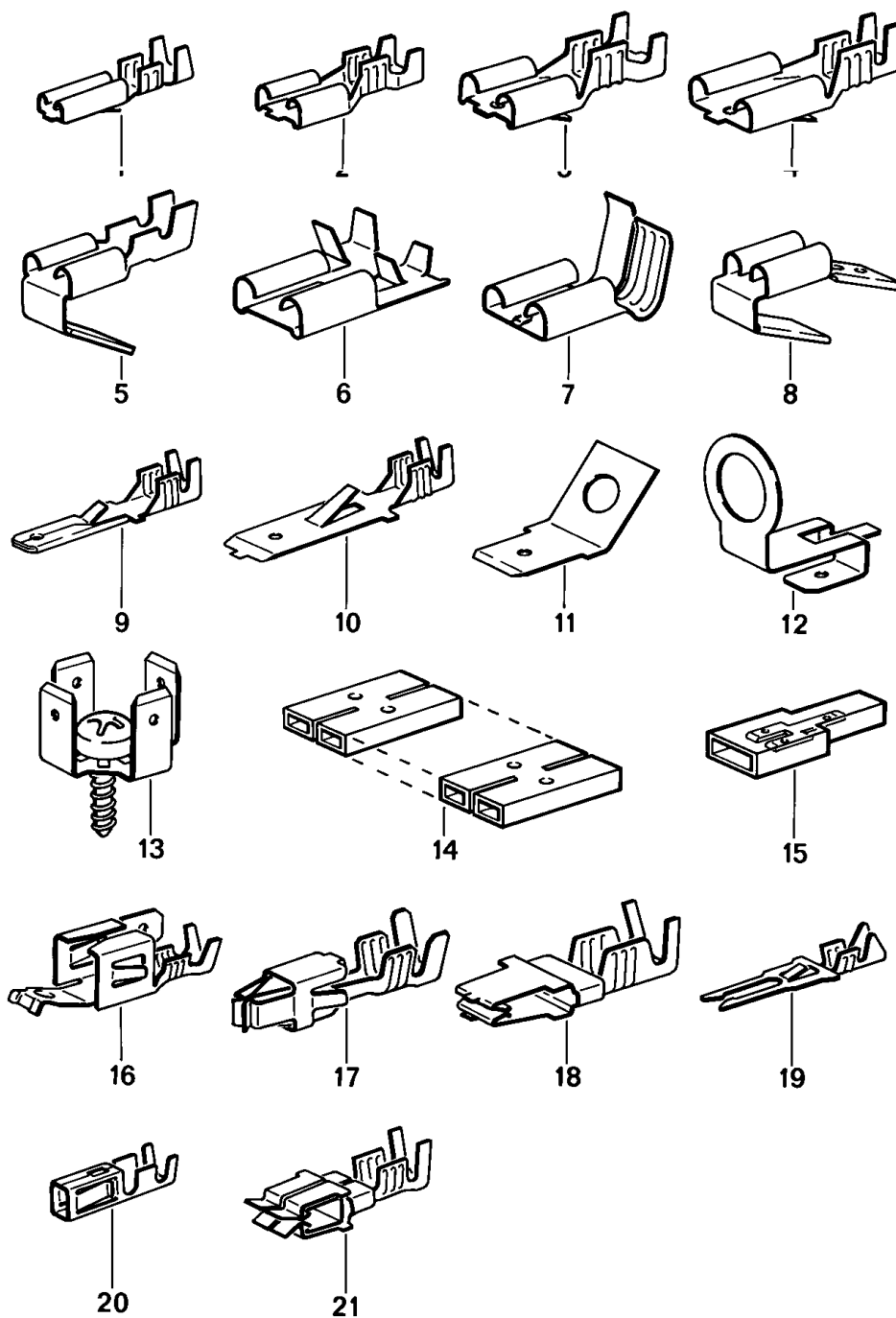
Model: 924 86

Model life 1986&gt;&gt;1988

Pos	Part Number	Description	Remark	Qty	Model
1	N 017 586 2	Round connector Contact pin Cable shoe Round connector \$ 0,5 - 1,0 CUZN		X	
2	944 612 428 00	Round connector \$ 0,75 - 1,5 CUSN		X	
3	N 017 564 1	Round connector \$ 0,5 - 1,0 CUSN		X	
4	N 017 562 4	Cylindrical socket \$ 0,5 - 1,0 CUSN		X	
6	N 017 599 4	Cylindrical socket \$ 2,5 - 6,0 CUSN		X	
7	944 612 427 00	Contact bush \$ 0,75 - 1,5 CUSN		X	
8	999 652 369 12	Pin \$ 0,5 - 2,0 CUAG		X	
9	911 612 907 00	Contact pin \$ 0,5 - 2,0 CUAG		X	
9	911 612 907 01	Contact pin \$ 0,5 - 2,0 CUAG		X	
9	944 612 546 00	Contact pin \$ 0,5 - 2,0		X	
10	944 612 548 00	Contact bush \$ 0,5 - 2,0 CUAG		X	
11	999 652 351 22	Contact bush \$ 0,5 - 2,0 CUBE		X	
12	999 652 371 12	Contact bush \$ 0,5 - 2,0 CUAG		X	
13	N 017 505 4	Cable shoe \$ 5,0 - 1,0		X	
(13)	N 017 515 4	Cable shoe \$ 5,0 - 2,5		X	
(13)	N 017 516 2	Cable shoe \$ 6,0 - 2,5		X	
(13)	999 650 532 00	Cable shoe \$ 8,0 - 2,5 CUSN		X	
(13)	999 652 246 10	Cable shoe \$ 8,0 - 2,5 CUSN		X	
(13)	999 652 225 10	Cable shoe \$ 8,0 - 2,5 CUSN		X	
(13)	999 652 235 10	Cable shoe \$ 10 - 2,5		X	
14	999 652 208 10	Cable shoe \$ 6,0 - 2,5		X	

Model: 924 86

Model life 1986>>1988



Model: 924 86

Model life 1986&gt;&gt;1988

Pos	Part Number	Description	Remark	Qty	Model
1	111 971 958	Flat plug Push-on connector Flat receptacle with Clip 2,8 X 1		X	
(1)	N 017 243 1	Flat receptacle without Clip 2,8 X 1,5 CUZN		X	
2	111 971 959	Flat receptacle with Clip 6,3 X 0,8		X	
(2)	PCG 971 959	Flat receptacle without Clip 6,3 X 1,0 SN		X	
2	N 017 491 8	Flat receptacle with Clip 6,3 X 2,5 CUZN		X	
2	N 017 494 3	Flat receptacle with Clip 6,3 X 6,0 CUSN		X	
(2)	999 652 106 02	Flat receptacle without Clip 6,3 X 1,5 CUSN		X	
3	N 017 453 1	Flat receptacle without Clip 7,7 X 2,5 CUZN		X	
3	N 017 245 1	Flat receptacle without Clip 7,7 X 10 CUSN		X	
5	N 017 242 1	Flat receptacle with Push-on connector 6,3 X 1		X	
6	N 017 498 2	Flat receptacle 6,3 X 1 CUSN		X	
-	N 017 498 A	Flat plug 7,7 X 1 CuZn		X	
7	999 652 116 02	Retaining bracket 6,3 X 1,5		X	
8	999 652 122 10	Multiple plug connector 6,3		X	
9	N 017 457 2	Flat plug with Clip 2,8 X 1		X	
10	111 971 985	Flat plug with Clip 6,3 X 1		X	
10	111 971 986	Flat plug with Clip 6,3 X 2,5		X	
11	999 652 125 10	Flat plug		X	

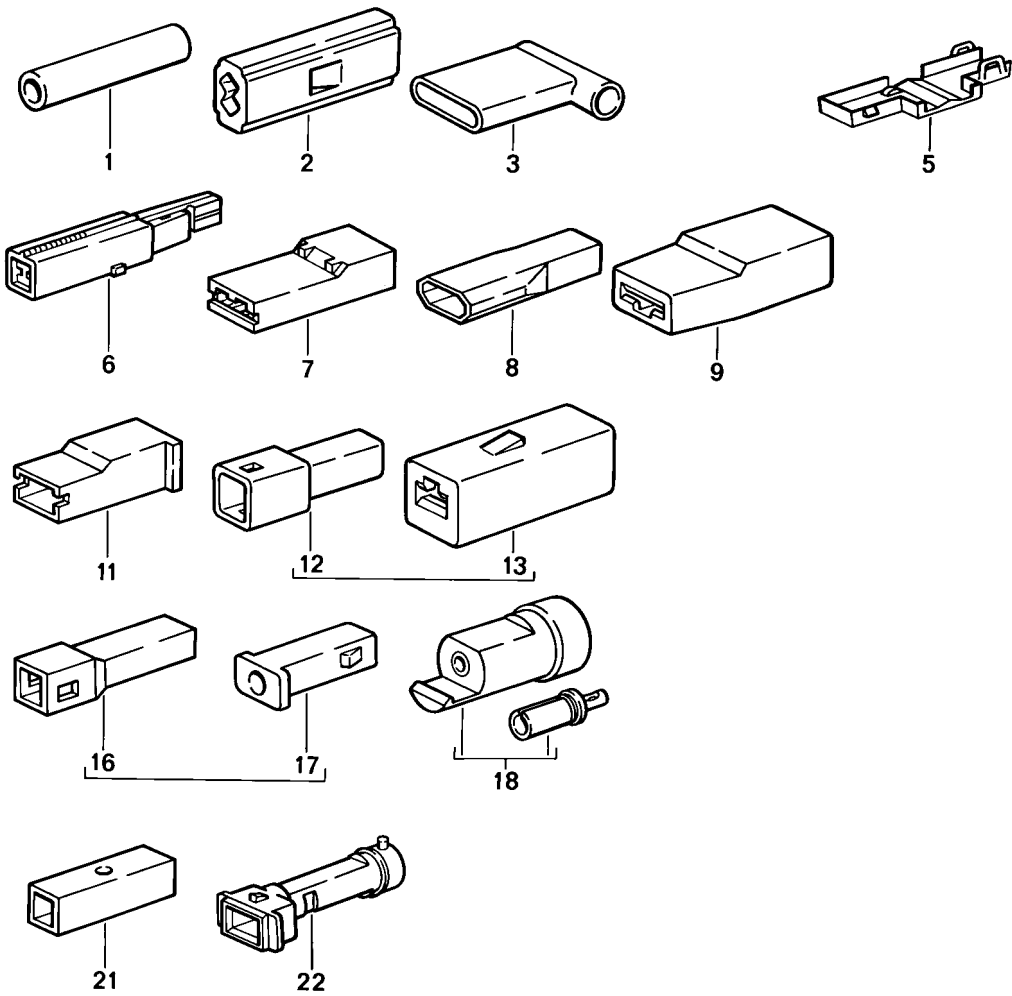
Model: 924 86

Model life 1986&gt;&gt;1988

Pos	Part Number	Description	Remark	Qty	Model
11	999 652 315 02	6,3/\$ 2,8 Flat plug		X	
(11)		6,3/\$ 5,3 CUSN Flat plug		X	
12	911 603 911 00	6,3/\$ 5,3 Push-on connector		X	
13	171 971 519 A	6,3 Ground connector		X	
13	PCG 971 519 A	6,3 Ground connector		X	
14	999 652 142 40	Push-on connector		X	
(14)		6,3 Push-on connector		X	
		6,3 5-pole			
		6,3 Single pole			
15	999 652 151 40	Push-on connector		X	
16	999 652 275 10	6,3 Contact		X	
17	N 903 353 03	6,3 Contact spring		X	
18	999 652 451 22	\$ 2,5 - 3,5 Coding element		X	
19	999 652 380 12	6,3/\$ 0,5 - 1,0 Contact spring		X	
20	999 652 269 12	\$ 0,4 - 0,75 Contact spring		X	
21	999 652 456 22	Contact spring \$ 0,75 - 1,5		X	

Model: 924 86

Model life 1986>>1988



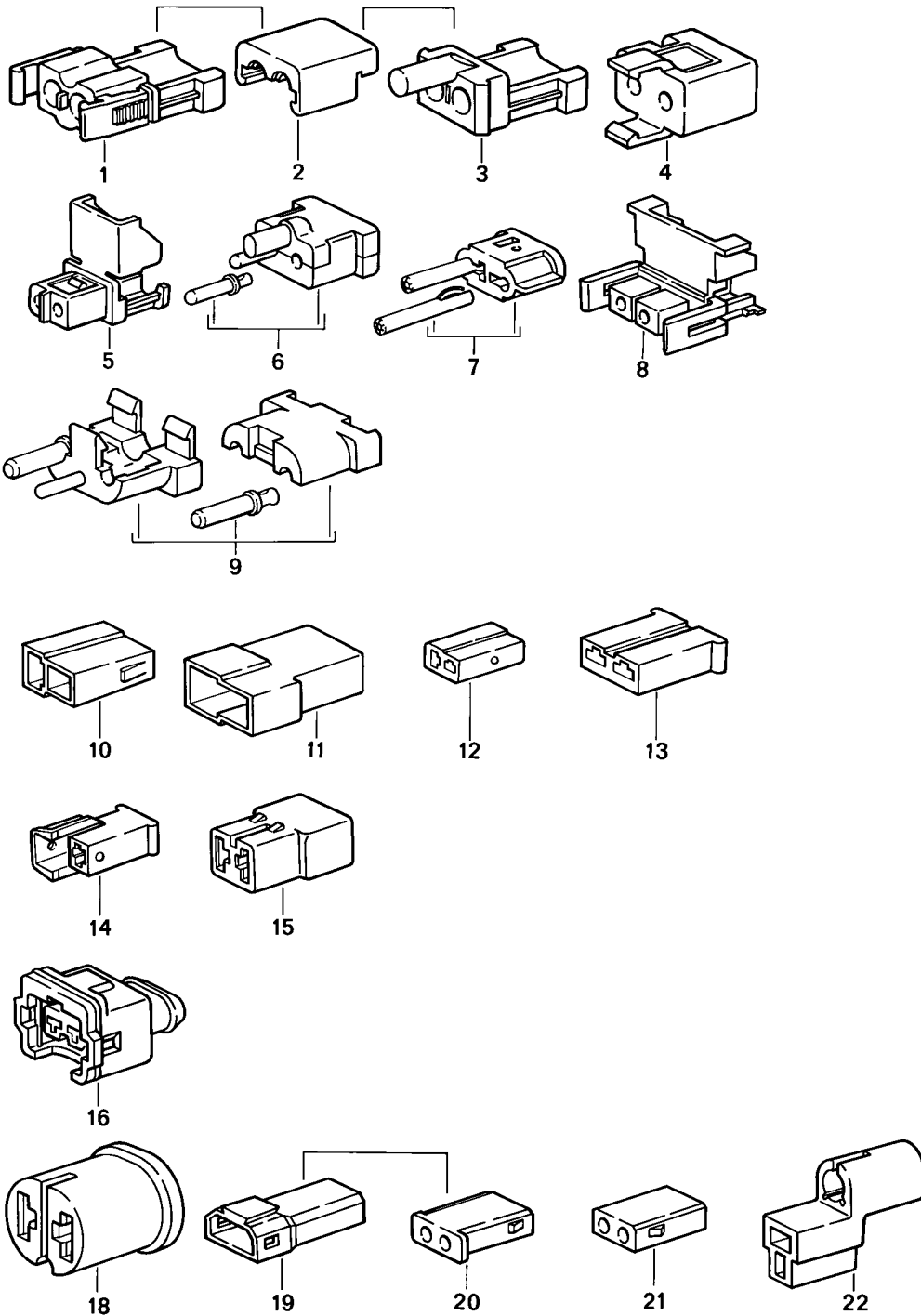
Model: 924 86

Model life 1986&gt;&gt;1988

Pos	Part Number	Description	Remark	Qty	Model
		Insulated cable connection Connector housing Single pole			
1	999 652 149 40	Insulated cable connection \$ 1,5		X	
2	111 971 921	Protection cap 6,3		X	
3	999 652 160 40	Sleeve 6,3		X	
5	211 971 921	Protection cap 6,3		X	
6	059 905 371	Diode connector 6,3		X	
7	111 971 921 B	Connector housing 6,3		X	
8	999 652 119 40	Connector housing 6,3		X	
9	825 971 990	Terminal sleeve housing 6,3		X	
11	431 971 995	Flat connector socket 6,3		X	
12	823 971 976	Flat connector socket 2,8		X	
13	823 971 990	Terminal sleeve housing 2,8		X	
16	171 971 998	Connector housing 1,6		X	
17	171 971 999	Terminal sleeve housing 1,6		X	
18	999 653 002 90	Connector housing with		X	
-	999 652 371 12	Contact bush		X	
21	111 971 977	Flat connector socket 6,3		X	
22	813 972 643 A	Flat connector socket		X	

Model: 924 86

Model life 1986>>1988





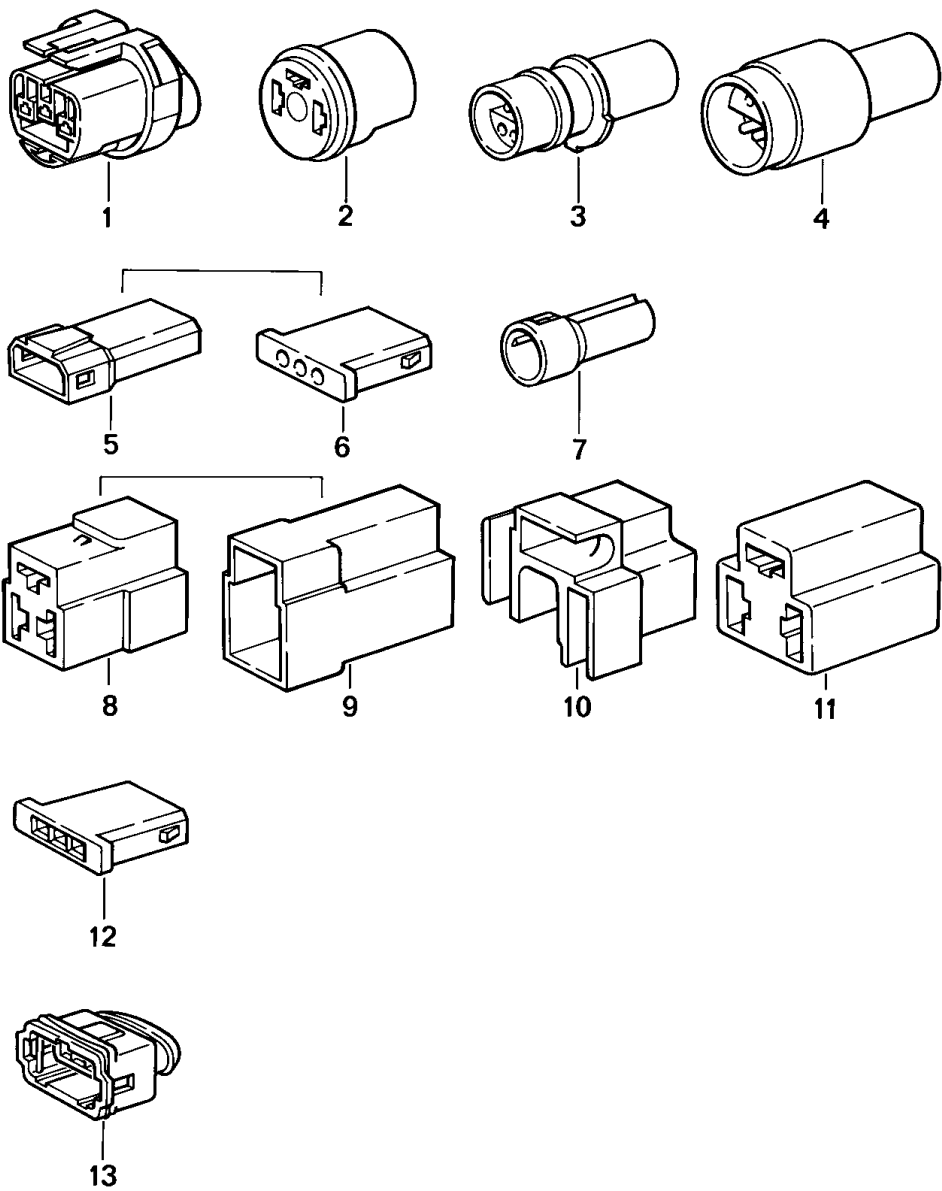
Model: 924 86

Model life 1986&gt;&gt;1988

Pos	Part Number	Description	Remark	Qty	Model
1	999 652 370 40	Connector housing 2-pole		X	
-	999 652 371 12	Connector housing for		X	
2	999 652 372 40	Contact bush		X	
3	999 652 368 40	Clip		X	
-	999 652 369 12	Connector housing for		X	
4	911 612 887 00	Pin		X	
-	999 652 351 22	Connector housing for		X	
5	928 612 557 00	Contact bush		X	
-	944 612 548 00	Connector housing for		X	
6	999 652 381 00	Contact bush		X	
7	911 645 112 00	Connector housing with		2	
8	944 612 547 00	Adapter plug		X	
-	944 612 548 00	with		2	
9	911 612 118 00	Contact bush		X	
10	999 652 167 40	Connector housing for		X	
11	999 652 192 47	Contact bush		X	
12	810 971 989	Connector housing with		2	
13	171 906 231	Contact bush		X	
14	171 971 934	Terminal sleeve housing 6,3		X	
15	815 971 989	Connector housing 6,3		X	
16	022 906 231 A	Connector housing 6,3		X	
-	N 903 353 03	Connector housing Grey		X	
16	928 612 825 00	for		X	
18	810 971 993	Contact spring		X	
19	171 971 998 A	Connector housing Beige		X	
20	171 971 999 A	Terminal sleeve housing 1,6		X	
21		Connector housing 1,6		X	
22	944 612 439 00	Terminal sleeve housing 1,6		X	
		Connector housing for		X	
		Cigarette lighter			

Model: 924 86

Model life 1986>>1988



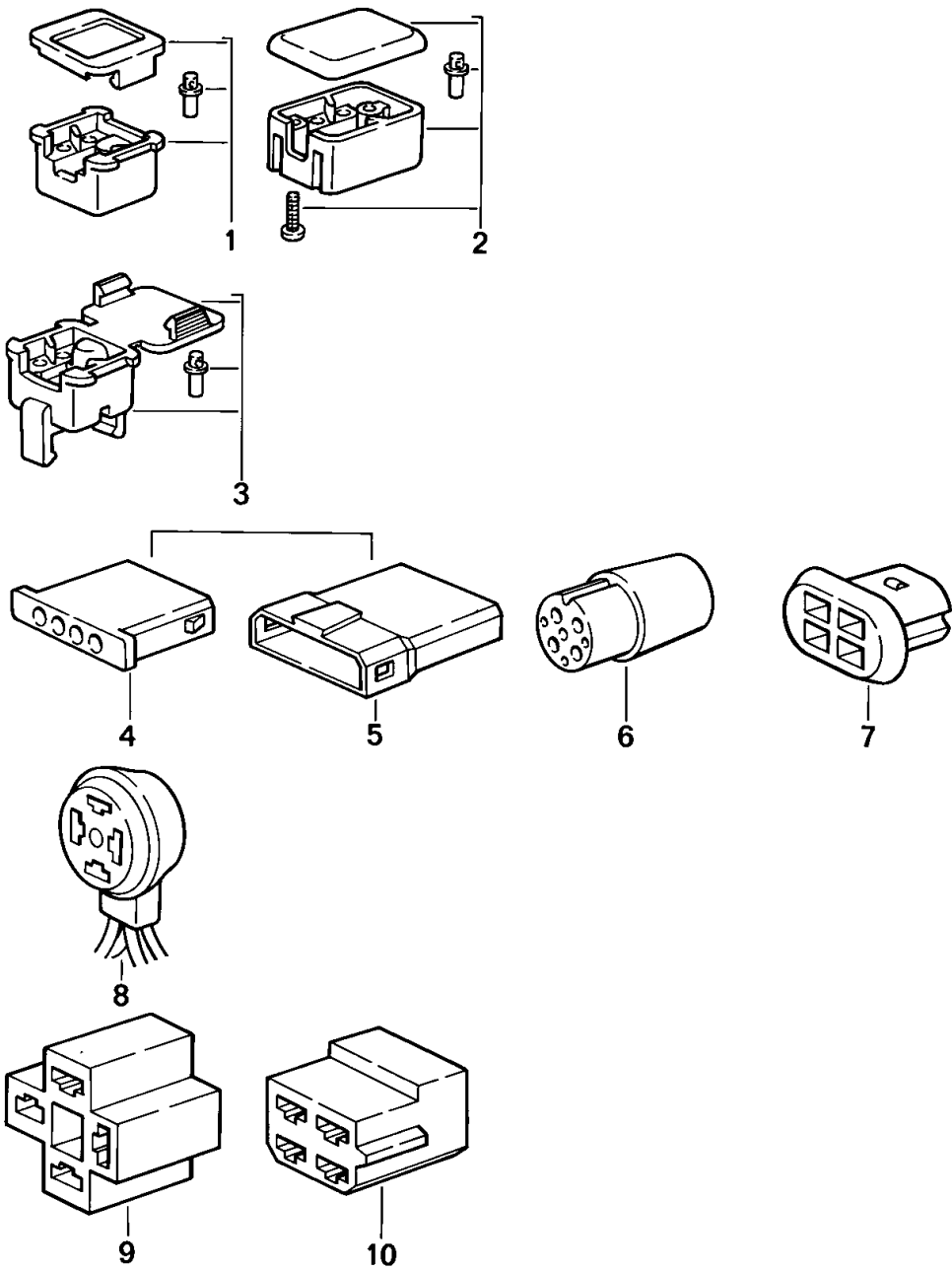
Model: 924 86

Model life 1986&gt;&gt;1988

Pos	Part Number	Description	Remark	Qty	Model
		Connector housing 3-pole			
1	165 941 165	Connector housing 3,5		X	
2	113 945 525	Terminal sleeve housing 6,3		X	
3	944 612 436 00	Connector for		X	
-	944 612 428 00	Round connector		X	
4	944 612 435 00	Connector housing for		X	
-	944 612 427 00	Contact bush		X	
5	171 971 998 B	Connector housing 1,6		X	
6	171 971 999 B	Terminal sleeve housing 1,6		X	
7	113 919 113	Connector housing 1,6		X	
8	821 971 970	Connector housing 6,3		X	
9	821 971 975	Flat connector socket 6,3		X	
10	111 941 341	Terminal sleeve housing 6,3		X	
11	914 612 327 10	Connector housing 6,3		X	
12	311 906 231 B	Connector housing		X	
13	022 906 233 B	Connector housing		X	

Model: 924 86

Model life 1986>>1988



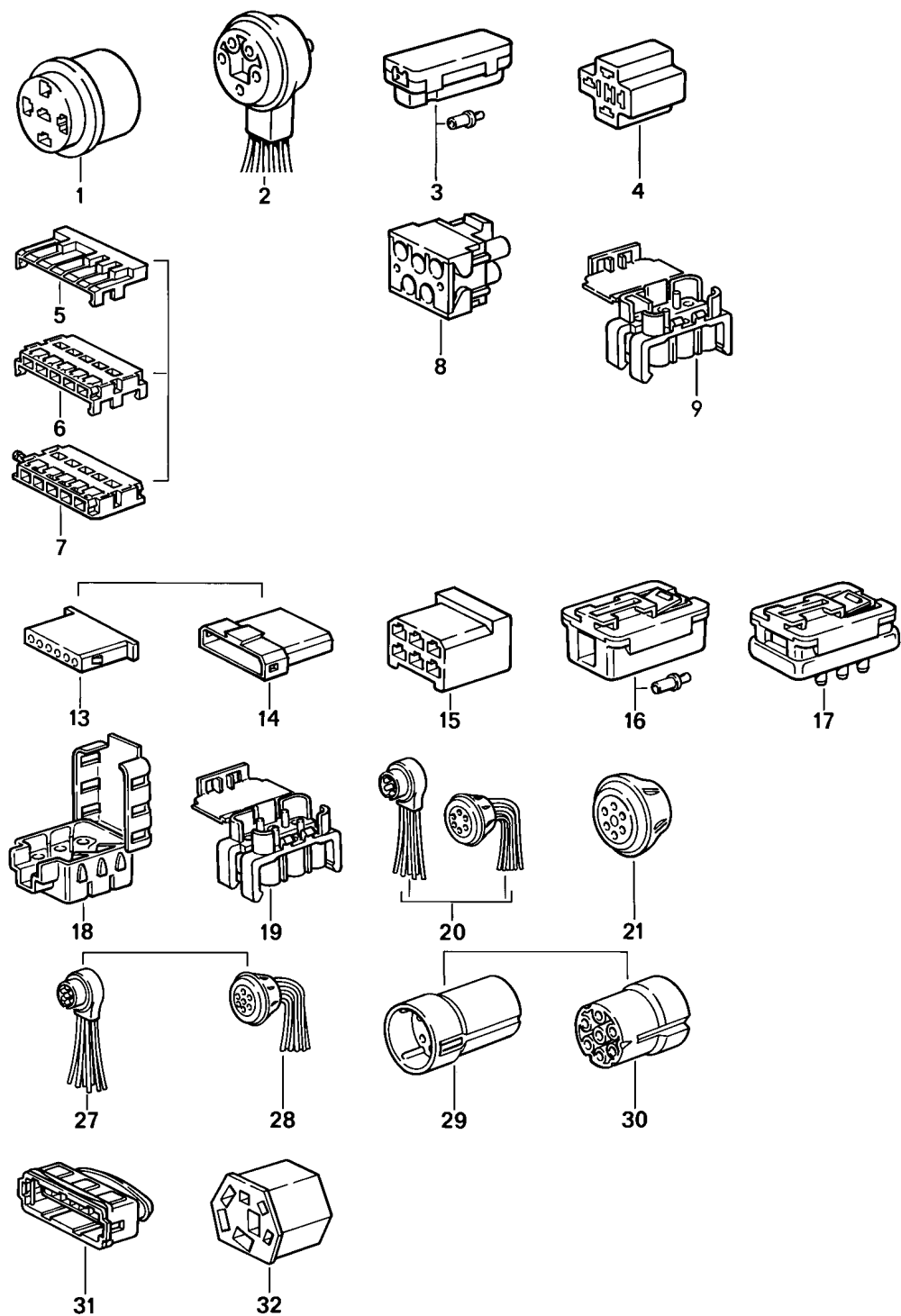
Model: 924 86

Model life 1986&gt;&gt;1988

Pos	Part Number	Description	Remark	Qty	Model
		Connector housing 4-pole			
1	901 612 891 01	Connector housing with		X	
-	999 652 371 12	Contact bush		X	
2	901 612 891 00	Connector housing with		X	
-	999 652 371 12	Contact bush		X	
3	944 612 217 00	Connector housing with		X	
-	999 652 351 22	Contact bush		X	
4	171 971 999 C	Connector housing 1,6		X	
5	171 971 998 C	Connector housing 1,6		X	
6	914 612 325 00	Plug socket 1,6		X	
7	928 612 131 00	Connector housing		X	
8	901 612 334 00	Plug socket		X	
9	928 631 108 00	Connector housing 6,3		X	
10	803 905 897	Connector housing 6,3		X	

Model: 924 86

Model life 1986>>1988



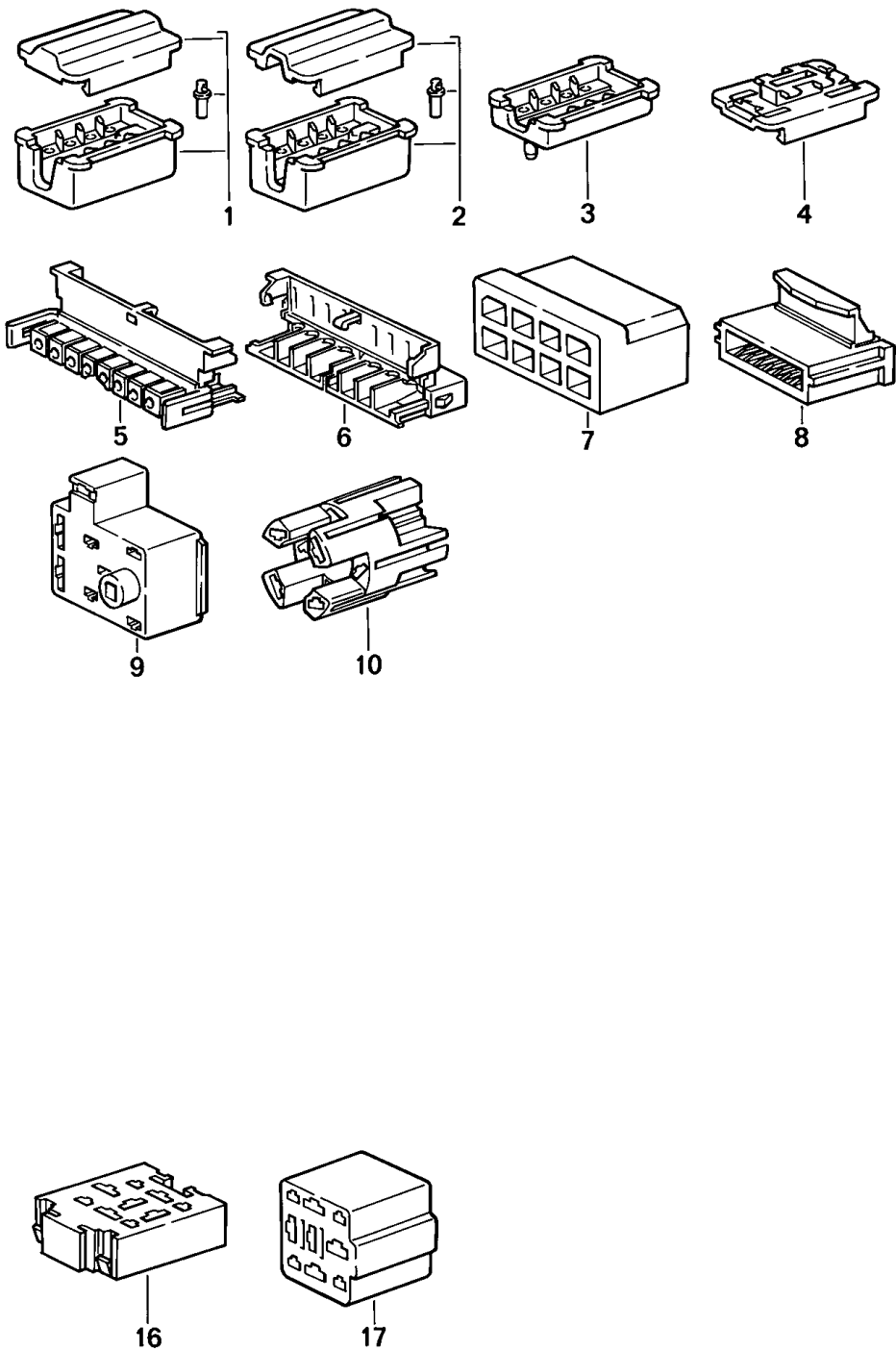
Model: 924 86

Model life 1986&gt;&gt;1988

Pos	Part Number	Description	Remark	Qty	Model
		Connector housing			
		5-pole			
		6-pole			
		7-pole			
		5-pole			
1	113 971 835	Terminal sleeve housing		X	
		2,8			
2	901 612 333 00	Plug socket		X	
		for			
		Standard type relay			
3	928 612 411 00	Clutch		X	
		with			
		Contact bush			
4	803 971 835 A	Terminal sleeve housing		X	
		for			
		Relay			
5	928 612 335 25	Coding element		X	
6	928 612 332 00	Module housing		X	
-	999 652 451 22	Coding element		X	
7	928 612 331 00	Initial housing		X	
8	928 612 542 00	Clutch housing		X	
9	944 612 539 00	Clutch		X	
		6-pole			
13	171 971 999 E	Connector housing		X	
		1,6			
14	171 971 998 E	Connector housing		X	
		1,6			
15	803 971 831	Terminal sleeve housing		X	
		6,3			
16	911 612 868 01	Clutch		X	
		with			
		Contact bush		6	
17	911 612 867 02	Connector		X	
		with			
		Contact pin		6	
18	928 612 469 00	Clutch		X	
		for			
		Contact pin			
19	944 612 537 00	Clutch		X	
20	901 612 330 00	Multiple plug connection		X	
21	901 612 061 00	Push-on connector		X	
		7-pole			
27	911 612 331 00	Connector		X	
28	911 612 332 00	Plug socket		X	
29	803 971 980	Pin connector socket		X	
30	803 971 979	Plug socket		X	
31	071 906 233	Terminal sleeve housing		X	
32	111 953 631	Terminal sleeve housing		X	

Model: 924 86

Model life 1986>>1988





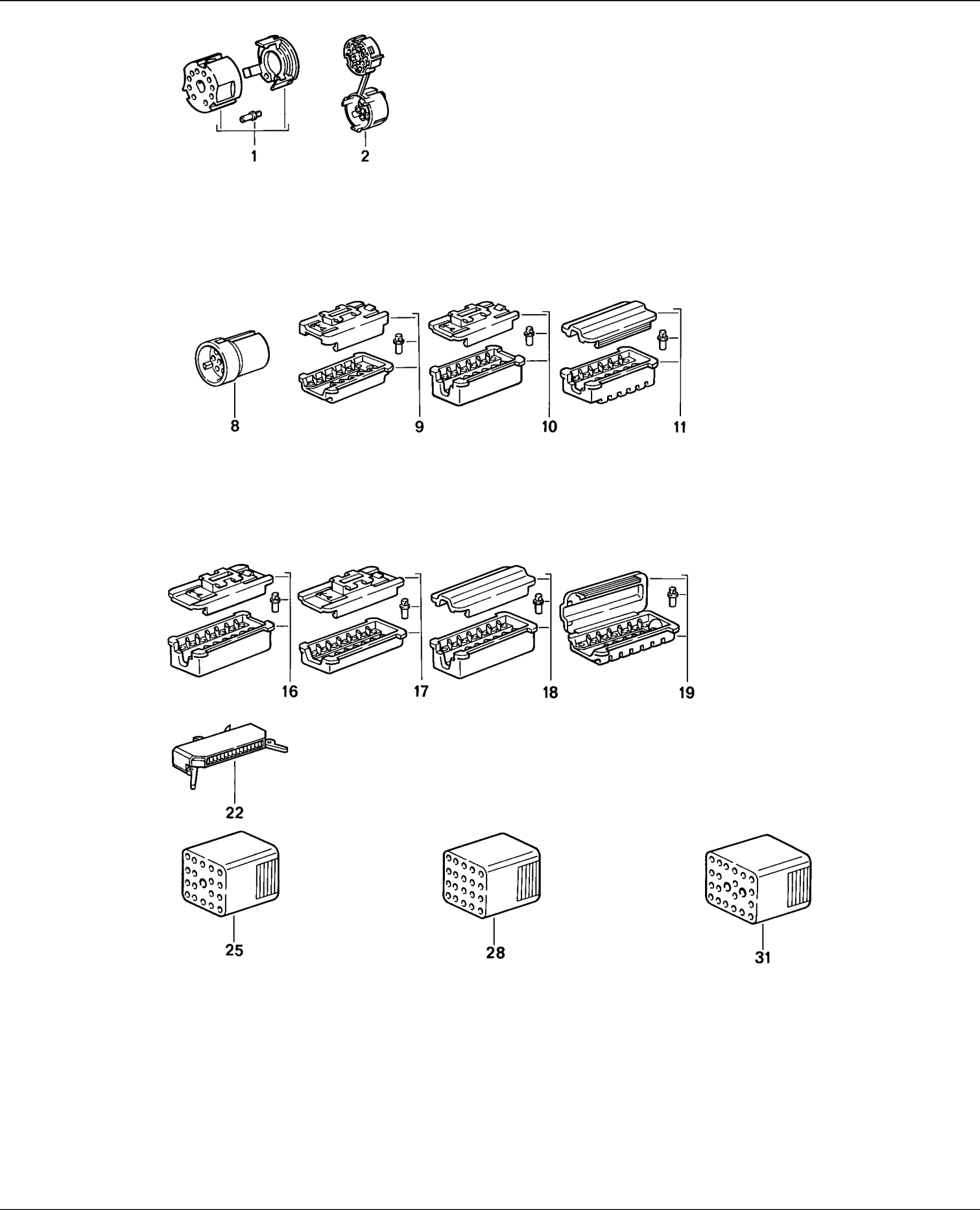
Model: 924 86

Model life 1986&gt;&gt;1988

Pos	Part Number	Description	Remark	Qty	Model
		Connector housing 8-pole			
		9-pole			
		8-pole			
1	944 612 117 00	Connector housing		X	
		with			
-	999 652 371 12	Contact bush		8	
2	928 612 117 01	Connector housing		X	
		with			
-	999 652 371 12	Contact bush		8	
3	999 652 395 40	Connector housing		X	
4	999 652 396 40	Clip		X	
5	944 612 554 00	Connector housing		X	
		for			
-	944 612 548 00	Contact bush		X	
6	944 612 553 00	Connector housing		X	
7	803 971 971	Connector housing		X	
		6,3			
8	113 971 998 B	Connector housing		X	
9	321 971 999 A	Terminal sleeve housing		X	
10	911 612 120 00	Connector housing		X	
		6,3			
		9-pole			
16	135 937 501 A	Relay carrier		X	
17	849 941 593	Connector housing		X	

Model: 924 86

Model life 1986>>1988



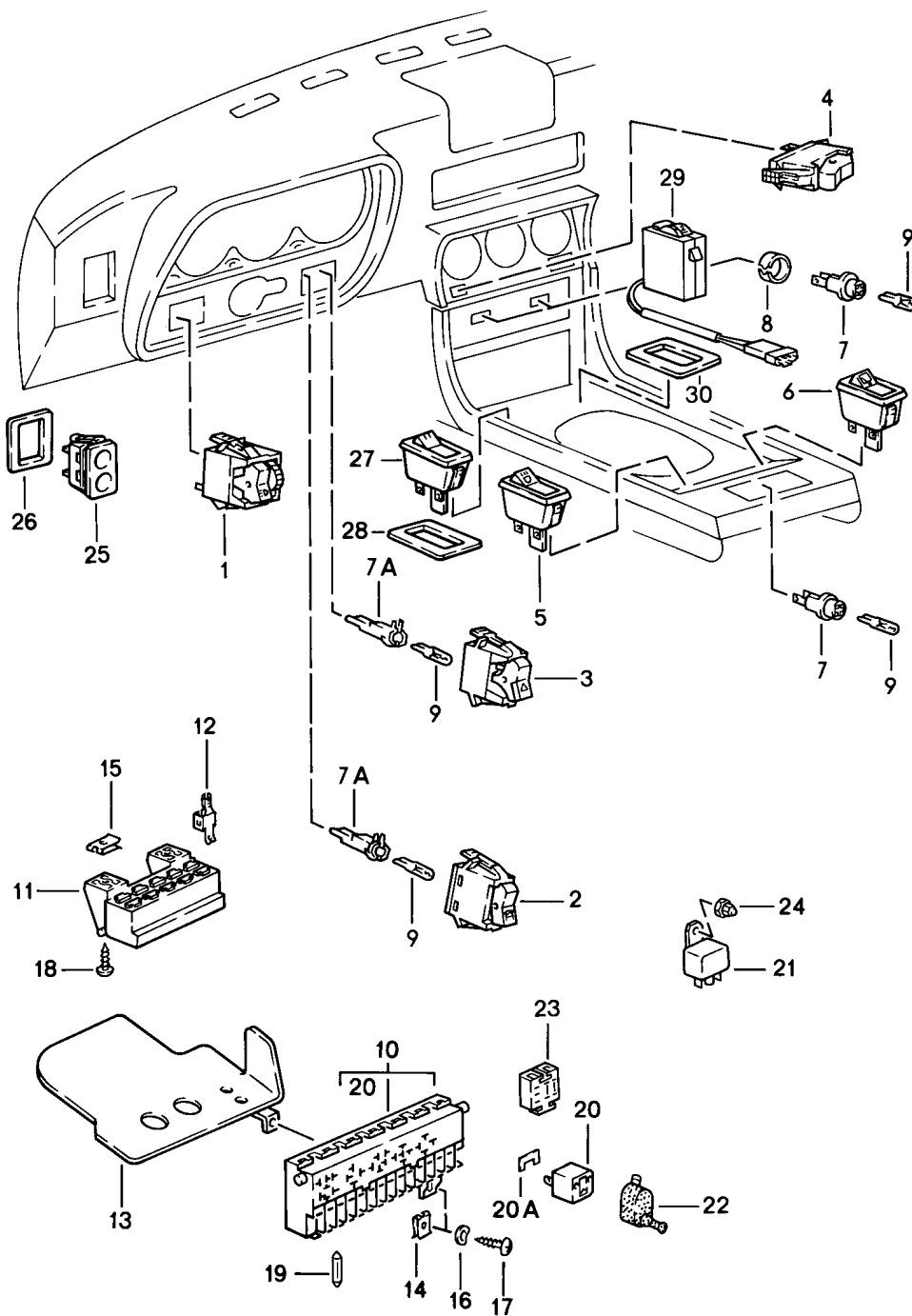
Model: 924 86

Model life 1986&gt;&gt;1988

Pos	Part Number	Description	Remark	Qty	Model
		Connector housing 10-pole Until 22-pole 10-pole			
1	911 612 889 00	Connector housing with		X	
		Contact bush		10	
(2)	944 613 531 01	Connector housing for		X	
-	944 612 548 00	Contact bush 12-pole		X	
8	861 972 524	Connector housing		X	
9	911 612 122 02	Plug socket with		X	
		Contact bush		12	
9	911 612 122 04	Plug socket with		X	
		Contact bush		12	
10	928 612 423 00	Connector housing		X	
11	911 612 884 00	Connector housing		X	
11	911 612 121 01	Connector housing 14-pole		X	
-	944 612 115 00	Cover 14-pole		1	
16	911 612 115 02	Connector housing		X	
17	911 612 113 05	Connector housing		X	
18	911 612 115 03	Connector housing		X	
19	944 612 215 00	Connector housing without		X	
		Contact bush 99965235122 17-pole		14	
22	944 612 311 00	Connector housing for		X	
-	999 652 380 12	Contact spring 19-pole		X	
25	171 971 971 C	Connector housing Beige		X	
25	171 971 971 E	Connector housing White		X	
		20-pole			
28	171 971 971	Connector housing Yellow		X	
28	171 971 971 D	Connector housing Red		X	
		22-pole			
31	171 971 971 A	Connector housing Black		X	
31	171 971 971 B	Connector housing Blue		X	

Model: 924 86

Model life 1986>>1988



Model: 924 86

Model life 1986&gt;&gt;1988

Pos	Part Number	Description	Remark	Qty	Model
		Switch			
		Relay			
1	477 941 531 G	Light switch		1	
2	477 959 623	Switch		1	
		Rear window heating			
3	477 953 235 A	Emergency light switch		1	
4	944 613 110 00	Switch for rear fog light		1	
(4)	944 613 111 00	Switch		1	
		for			
		Fog headlamp			
5	477 941 563 A	Switch		1	
		Additional headlamp			
6	477 955 701	Rocker switch		1	
		Rear window wiper			
(6)	477 955 702	Switch		1	
		Headlight washer system			
(6)	477 955 703	Rocker switch		1	
		Door mirror			
7	914 631 179 10	Bulb socket		3	
8	477 919 333	Knob holder		2	
9	900 631 132 90	Bulb		X	
		12 V, 1,2 W			
10	477 941 813	Relay plate		1	
11	477 937 511	Fuse holder		1	
		9-pole			
12	999 652 275 10	Contact		X	
13	477 941 802	Cover	/LL	1	
14	N 015 438 1	Speed nut		1	
		B 3,5 X 16,5			
15	N 045 421 1	Speed nut		2	
		B 4,2			
16	N 011 663 1	Washer		1	
		B 3,7			
17	900 143 072 02	Oval-head sheetmetal screw		1	
		B 3,5 X 19			
18	N 013 964 4	Oval-head sheetmetal screw		2	
		B 4,2 X 16			
19	N 017 121 1	Safety fuse		X	
		8 A			
(19)	N 017 121 4	Lock		X	
		16 A			
(19)	N 017 121 5	Lock		1	
		25 A			
20A	171 937 545	Plug bridge		1	
(20)	111 953 227 D	Flasher relay		1	
(20)	191 953 227 A	Flasher relay		1	
(20)	1H0 953 227	Flasher relay		1	
(20)	928 618 102 03	Warning time relay		1	
		with			
		Warning function			
(20)	141 951 253 B	Relay		3	
		Additional headlamp			
		Electric fan			
		Rear window heating			
(20)	443 963 141	Relay		1	
		for			
		Horn			
(20)	944 615 113 01	Relay		1	
		for			
		Air conditioner			
(20)	944 615 113 02	Relay		1	
		for			
		Air conditioner			

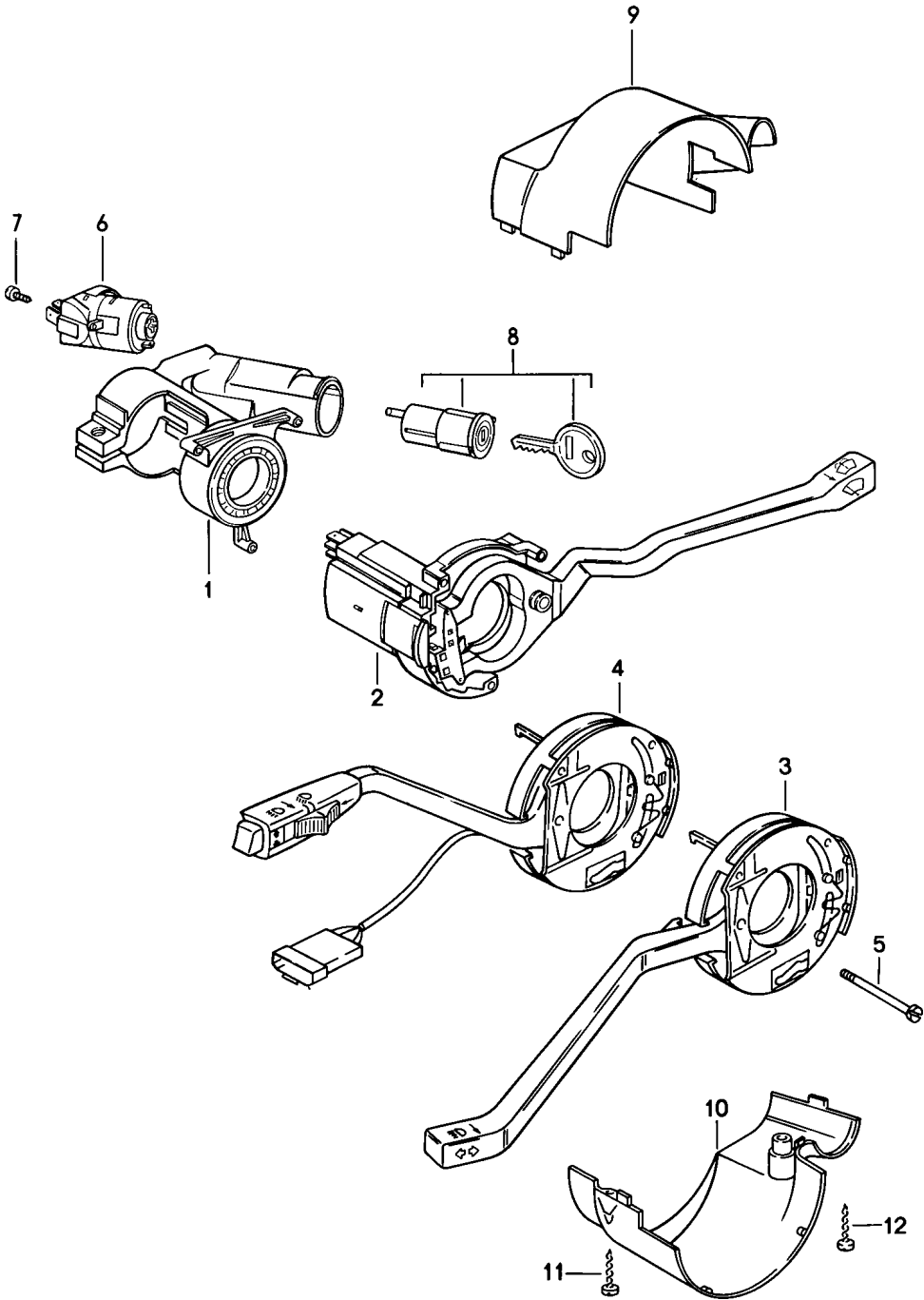
Model: 924 86

Model life 1986&gt;&gt;1988

Pos	Part Number	Description	Remark	Qty	Model
(20)	477 955 531 A	Interval relay		1	M650
(20)	477 955 531 B	Interval relay		1	
(20)	993 615 227 00	Relay for Fuel pump		1	
(20)	993 615 227 01	Relay for Fuel pump		1	
(20)	111 943 383 C	Relay for Electric motor		1	
(20)	928 615 116 01	Pop-up headlight Relay for Electric motor		1	
(20)	944 617 150 00	Pop-up headlight Relay Warning function Oil level		1	
(21)	944 615 103 00	Switch unit for Radio Lifting roof		1	
22	477 971 923	Protection cap		1	
23	135 937 501 A	Relay carrier		X	
24	999 070 007 40	Cap nut		1	
25	944 613 129 01	Tip switch		1	
	944 613 129 01 01C	Satin black Rear lid release			
26	477 867 185 A	Trim for switch		1	
	477 867 185 A 1DB	Black			
27	951 613 123 00	Switch Lifting roof		1	
28	944 613 124 00	Rosette		1	

Model: 924 86

Model life 1986>>1988



Model: 924 86

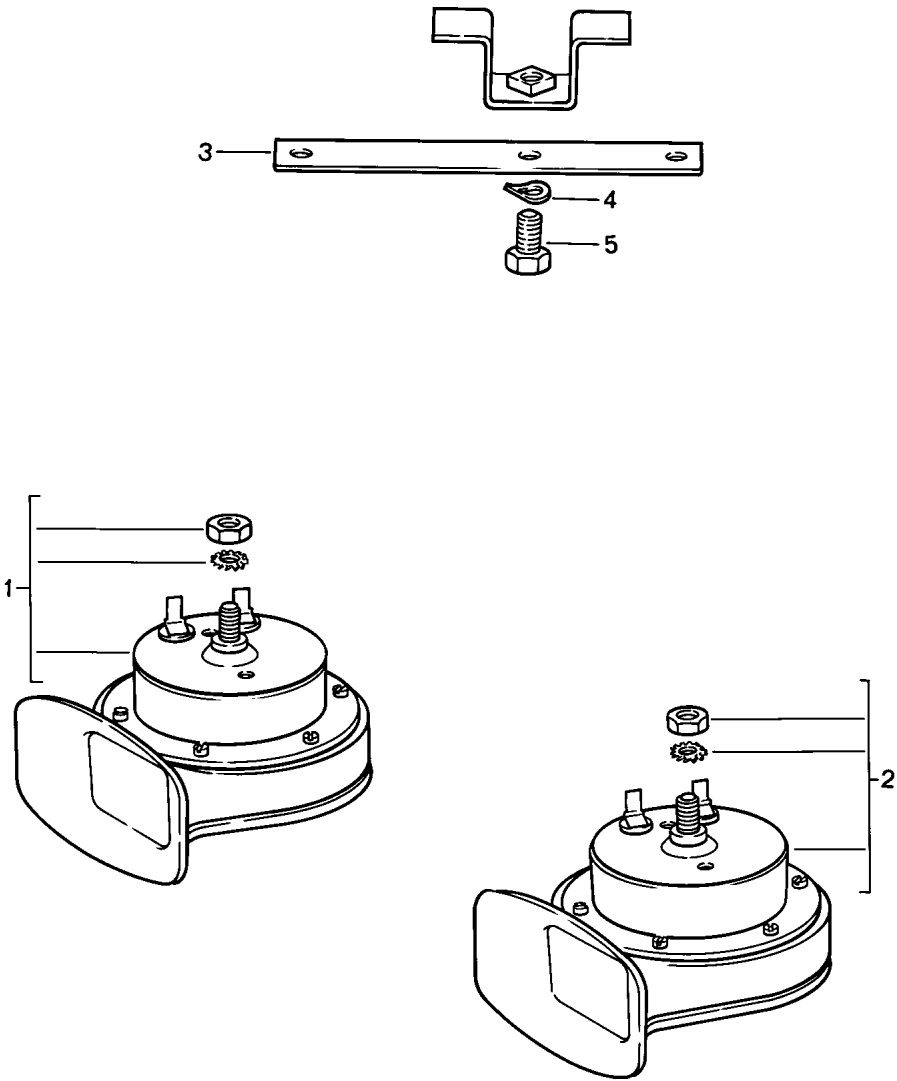
Model life 1986&gt;&gt;1988

Pos	Part Number	Description	Remark	Qty	Model
		Steering lock housing			
		Steering column switch			
1	321 905 851 D	Steering lock housing		1	
2	477 953 902	Wiper switch		1	
	477 953 902 01C	Black			
	477 953 902 89S	Brown			
3	477 953 901	Direction indicator switch		1	
	477 953 901 01C	Black			
	477 953 901 89S	Brown			
3	PCG 953 901	Direction indicator switch		1	
	PCG 953 901 01C	Black			
		without			
		Parking light			
4	477 953 904	Direction indicator switch		1	M454
		Cruise control			
	477 953 904 01C	Black			
	477 953 904 89S	Brown			
(4)	944 613 913 00	Direction indicator switch		1	
		Cruise control			
		Black			
5	321 953 573	Oval-head screw		3	
6	111 905 865 L	Ignition starter switch		1	
7	900 146 104 02	Combination screw		1	
8	477 905 855 C	Lock cylinder		1	
		with keys			
		W/o stipulated lock number			
(8)	477 905 855 D	Lock cylinder		1	
		with keys			
		with stipulated lock number			
9	477 953 515 B	Lining		1	
	477 953 515 B 1DB	Black			
	477 953 515 B 4RB	Cadbury brown			
10	477 953 516 B	Lining		1	
	477 953 516 B 1DB	Black			
	477 953 516 B 4RB	Cadbury brown			
11	N 043 959 1	Tapping screw		1	
		B 2,9 X 22			
12	N 013 953 10	Tapping screw		1	
		B 2,9 X 9,5			



Model: 924 86

Model life 1986>>1988



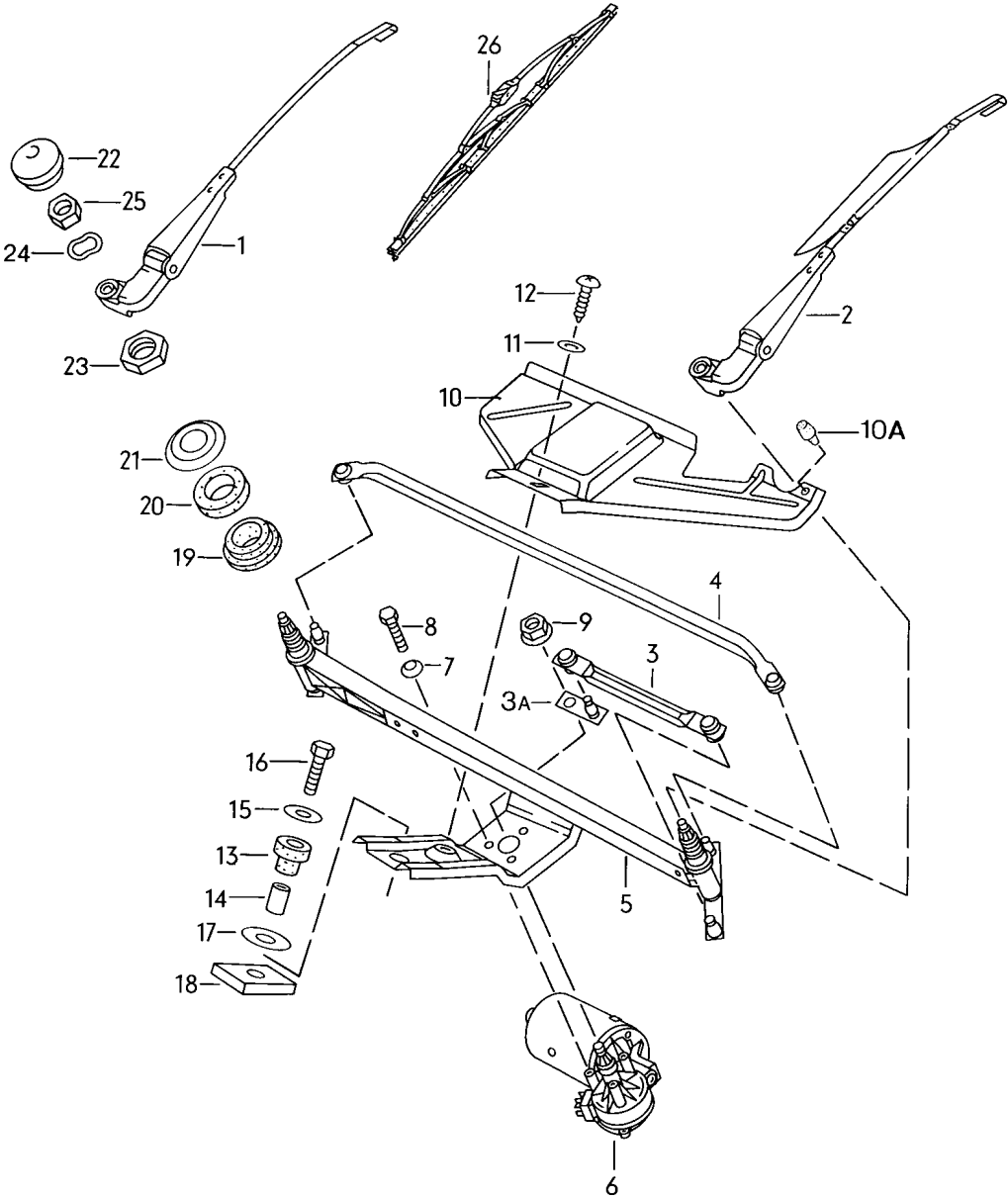
Model: 924 86

Model life 1986&gt;&gt;1988

Pos	Part Number	Description	Remark	Qty	Model
1	928 635 222 00	Horn Fanfare Low-pitched		1	
2	928 635 221 00	Fanfare High-pitched		1	
2	928 635 221 01	Fanfare High-pitched		1	
3	810 951 229	Spring clip		1	
4	N 012 228 3	Spring washer		1	
5	900 075 078 02	Hexagon-head bolt M 8 X 15		1	
5	900 075 078 03	Hexagon-head bolt M 8 X 15		1	

Model: 924 86

Model life 1986>>1988



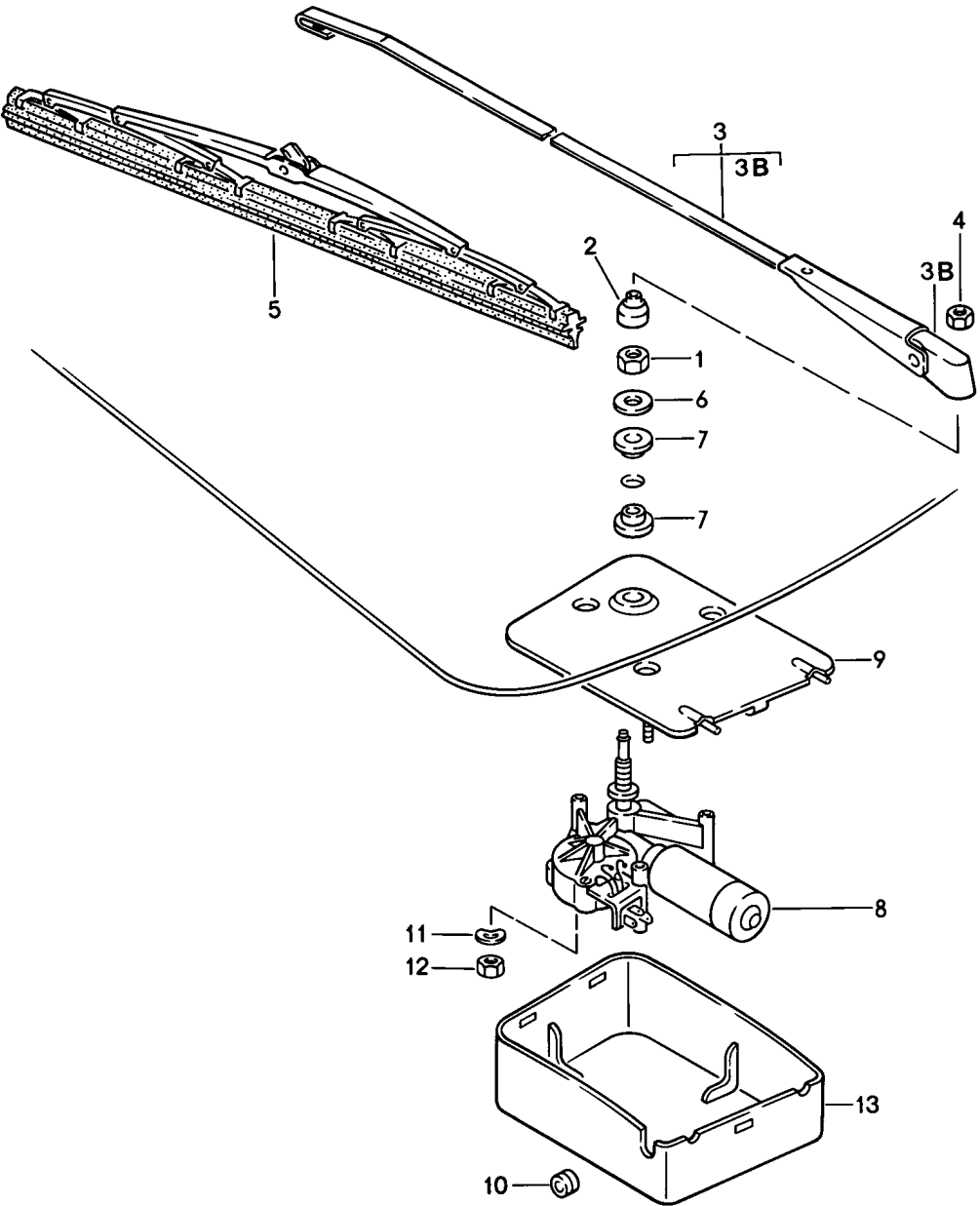
Model: 924 86

Model life 1986&gt;&gt;1988

Pos	Part Number	Description	Remark	Qty	Model
1	477 955 028	Windscreen wiper system		1	
2		Wiper arm		1	
		Passenger's side			
2		Wiper arm		1	
		Driver's side			
3	477 955 035 B	Connecting rod		1	
3A	477 955 039 A	Crank		1	
4	477 955 036 B	Connecting rod		1	
5	477 955 041 B	Frame		1	
6	477 955 113 B	Windscreen wiper motor		1	
7	N 012 105 3	Serrated lock washer		3	
		A 6,4			
8	999 072 005 09	Hexagon nut		3	
		M 6 X 12			
8	999 072 005 01	Hexagon nut		3	
		M 6 X 12			
9	999 084 045 02	Lock nut		1	
		M 6			
10	477 955 123	Cover	/LL	1	
10A	803 827 589 A	Rubber stop		1	
11	900 151 028 02	Washer		1	
		B 4,3			
11	900 151 028 01	Washer		1	
		B 4,3			
12	N 013 957 5	Oval-head sheetmetal screw		1	
		BZ 3,5 X 9,5			
13	477 955 127	Rubber bush		1	
14	477 955 128	Spacer sleeve		1	
15	N 011 666 7	Washer		1	
		B 6,4			
16	900 378 030 09	Hexagon-head bolt		1	
		M 6 X 20			
17	281 711 135	Washer		1	
		12,2 X 28 X 2			
18	477 955 129	Desk pad		1	
19	901 628 924 00	Rubber bush		2	
20	901 628 923 01	Rubber bush		2	
21	911 628 963 00	Flange washer		2	
		Black			
22	477 955 205	Cap		2	
23	481 955 243 A	Hexagon nut		2	
		M 16 X 1			
24	803 955 437	Spring washer		2	
25	N 011 008 8	Hexagon nut		2	
		M 8			
26	478 955 425	Wiper blade		2	

Model: 924 86

Model life 1986>>1988



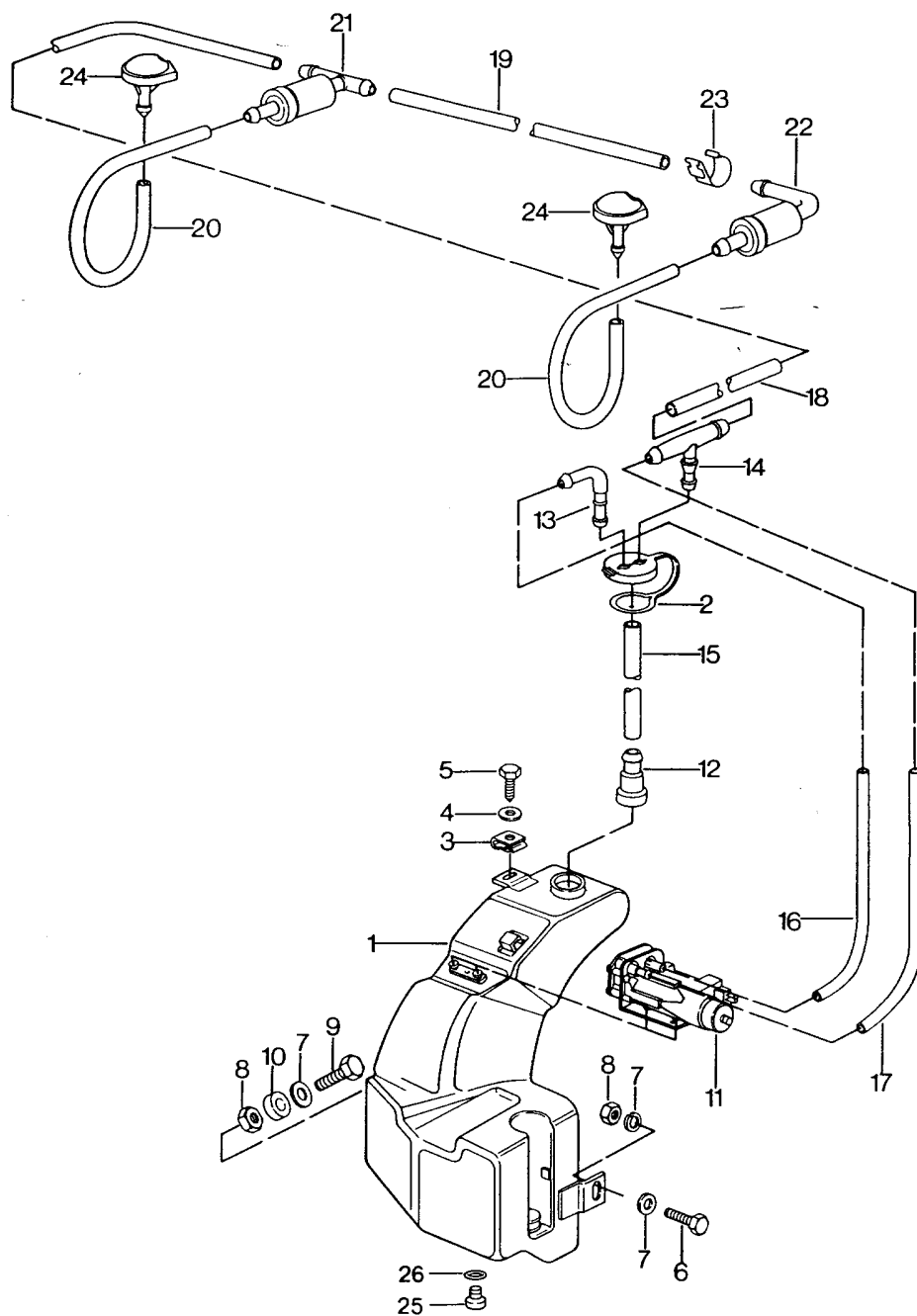
Model: 924 86

Model life 1986&gt;&gt;1988

Pos	Part Number	Description	Remark	Qty	Model
1	311 955 243 A	Rear window wiper Hexagon nut M 12 X 1	86	1	M425
2	211 955 275 A	Housing		1	
3	477 955 409 A	Wiper arm		1	
3B	477 955 415	Cap		1	
4	999 084 045 02	Lock nut M 6		1	
5	928 628 218 01	Wiper blade		1	
5	928 628 218 02	Wiper blade		1	
6	477 955 435 A	Spacer		1	
7	477 955 439	Grommet		2	
8	477 955 713 A	Wiper motor Together with Rear lid MOD.88- Use also:		1	
-	944 628 071 02	Mounting plate		1	
-	944 628 071 02 03C	Black			
-	445 955 753	Bush		1	
-	533 955 758	Gasket		1	
-	944 628 103 00	Bush		1	
-	N 014 133 8	Oval-head screw M 5 X 12		2	
-	N 014 133 I	Oval-head screw M 5 X 12		2	
-	N 011 524 7	Washer A 6,4		4	
-	N 011 524 27	Washer A 6,4		4	
-	999 209 017 02	Spacer sleeve		2	
-	999 702 180 40	Rubber sleeve		2	
9	944 628 071 00	Mounting plate F >>92HN4 52624		1	
9	944 628 071 01	Mounting plate F 92HN4 52625>>		1	
-	937 503 255 01	Spacer F 92HN4 52625>>		2	
-	N 011 524 7	Washer A 6,4 F 92HN4 52625>>		2	
-	N 011 524 27	Washer A 6,4 F 92HN4 52625>>		2	
-	N 014 140 5	Oval-head screw F 92HN4 52625>>		2	
10	111 941 189	Drain bush		1	
11	N 012 226 5	Spring washer B 6		3	
12	900 076 010 02	Nut M 6		3	
12	900 076 010 0B	Nut M 6		3	
13	477 955 737	Cap		1	
-	311 949 149 B	Grommet for Wiring harness		1	
-	171 971 999 A	Connector housing		1	

Model: 924 86

Model life 1986>>1988



Model: 924 86

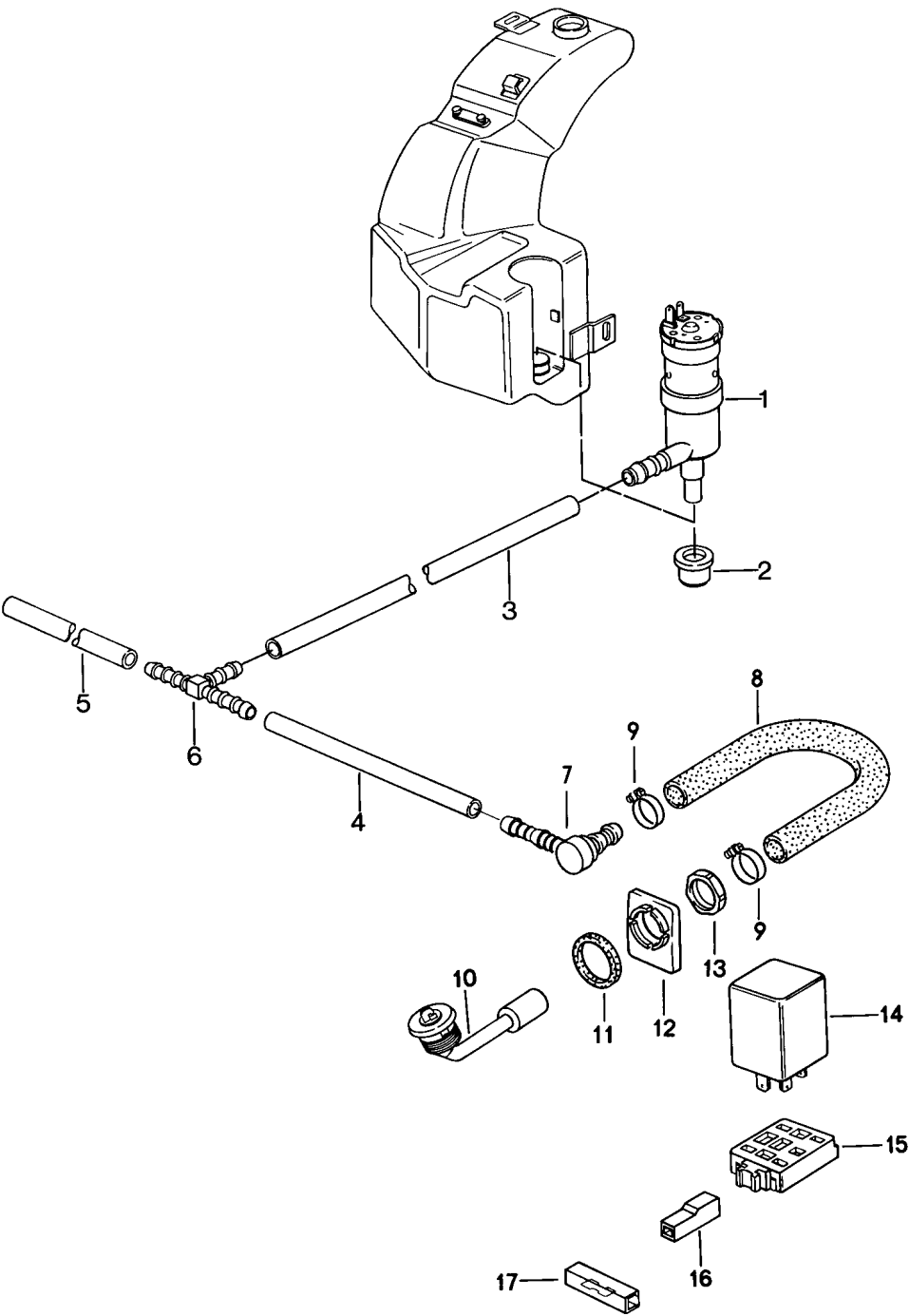
Model life 1986&gt;&gt;1988

Pos	Part Number	Description	Remark	Qty	Model
		Windscreen washer system			
1	477 955 451 D	Water reservoir	-87	1	M288
(1)	944 628 060 00	Water reservoir	88-	1	
(1)	944 628 061 00	Water reservoir	88-	1	
2	477 955 455	Lid	-87	1	
(2)	911 628 077 01	Lid	88-	1	
3	477 955 461	Speed nut 6,3		1	
4	N 011 666 7	Washer B 6,4		1	
5	N 013 891 1	Hexagon-head tapping screw B 6,3 X 19		1	
6	N 010 218 6	Hexagon-head bolt M 6 X 25		1	
7	N 011 612 3	Washer R 7		4	
7	N 011 612 C	Washer R 7		4	
8	900 076 010 02	Nut M 6		2	
8	900 076 010 0B	Nut M 6		2	
9	N 010 220 3	Hexagon-head bolt M 6 X 30		1	
10	052 109 135	Spacer sleeve		1	
11	823 955 651	Pump	-87	1	
11	928 628 172 01	Pump	88-	1	
12	911 628 749 00	Valve		1	
13	477 955 456	Connection piece		1	
14	477 955 459	T-socket		1	
-	N 020 301 1	Hose 4 X 1		*	
-	PCG 020 301 10	Hose 4 X 1 3000 MM		X	
15		500 MM		2	
16		260 MM		1	
17		280 MM		1	
-	999 181 722 40	Hose 4,6 X 1,8		*	
18		1680 MM		1	
19		500 MM		1	
20		250 MM	/R	1	
(20)		330 MM	/L	1	
-	N 100 020 01	Clip		8	
-	999 512 527 00	Clamp		8	
21	914 628 433 00	Valve		1	
22	477 955 481	Valve		1	
23	477 955 981	Cable terminal		1	
(23)	944 628 181 00	Retaining clip		6	
(24)	944 628 077 00	Nozzle	/R	1	
	944 628 077 00 01C	Black Heatable			
(24)	928 628 077 00	Nozzle	/L	1	
	928 628 077 00 70B	Black Heatable			
25	999 063 015 40	Stopper		1	
26	999 707 171 40	O-ring		1	



Model: 924 86

Model life 1986>>1988



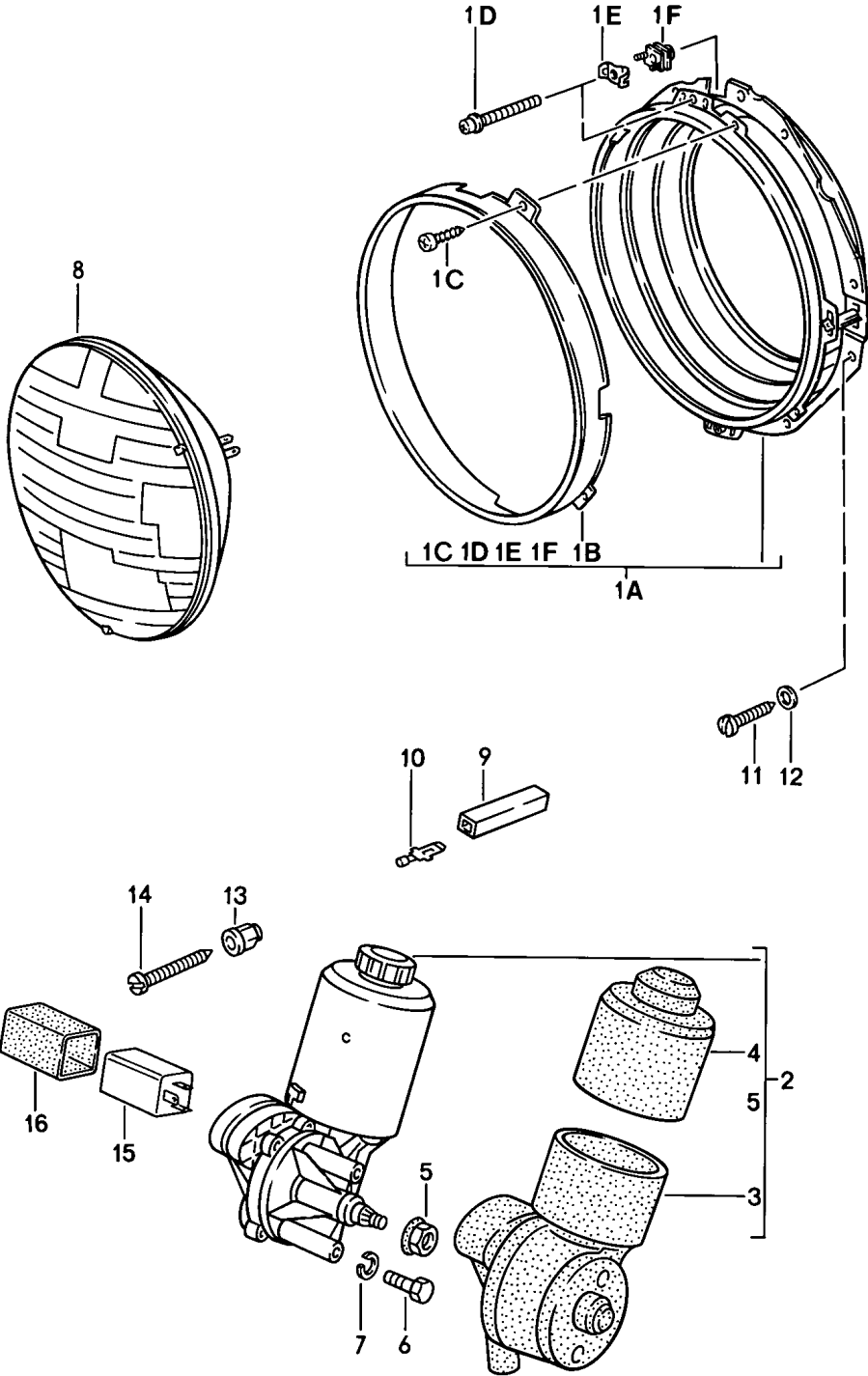
Model: 924 86

Model life 1986&gt;&gt;1988

Pos	Part Number	Description	Remark	Qty	Model
		Headlight washer system			M288
1	191 955 681	Pump		1	
2	431 955 465 A	Gasket		1	
-	N 020 126 1	Pipe		*	
		12,5 X 1,25			
3		410 MM		1	
4		890 MM		1	
5		100 MM		1	
6	113 955 975 B	T-piece		1	
7	477 955 183	Pressure control valve		2	
8	928 528 161 02	Hose		2	
9	N 023 570 2	Hose clamp		4	
10	477 955 177	Jet carrier		2	
11	944 628 803 00	Rubber washer		2	
12	944 628 801 00	Torsion protection		2	
13	N 019 121 1	Nut		2	
		MPG 11			
14	928 618 111 00	Relay		1	
15	135 937 501 A	Relay carrier		1	
16	825 971 990	Terminal sleeve housing		1	
17	111 937 077 E	Cable connection		1	

Model: 924 86

Model life 1986>>1988



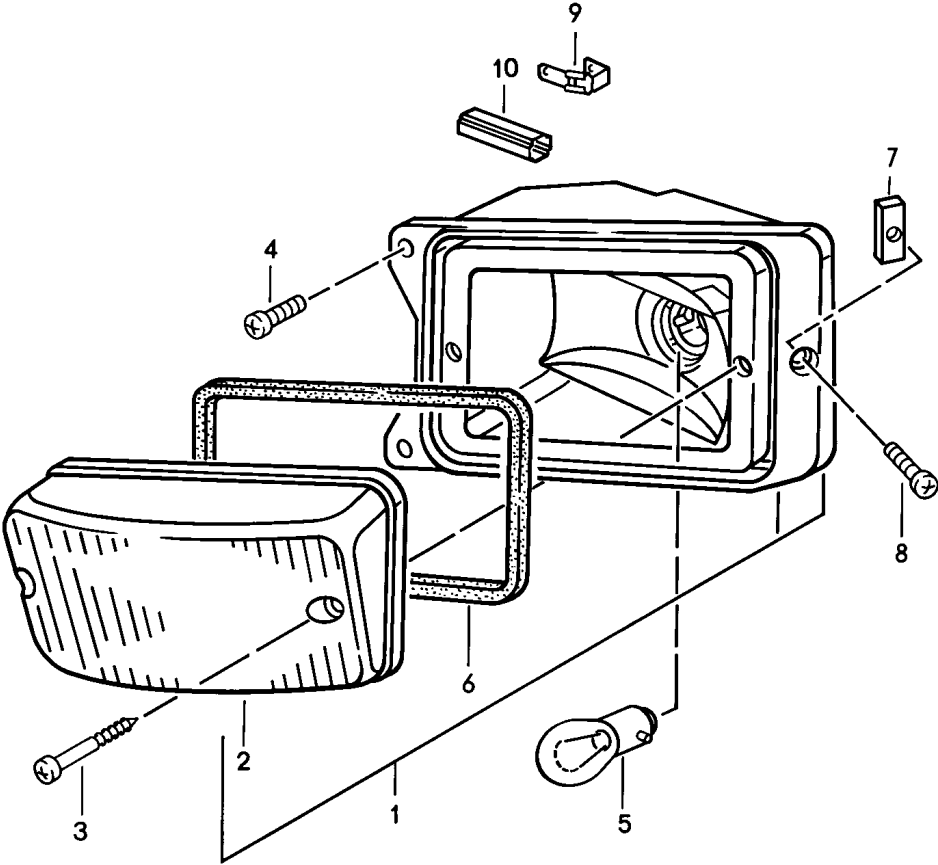
Model: 924 86

Model life 1986&gt;&gt;1988

Pos	Part Number	Description	Remark	Qty	Model
		Headlamp			
		Electric motor			
		Pop-up headlight			
1A	477 941 050 A	Retaining frame		2	
1B	111 941 049 A	Retaining ring		2	
1C	N 013 961 2	Oval-head sheetmetal screw		6	
1C	N 013 961 11	Oval-head sheetmetal screw		6	
1D	477 941 143	Adjusting screw		4	
1E	477 941 145	Retainer spring		4	
1F	477 941 147	Threaded piece		4	
2	477 941 379 B	Electric motor		1	
		for			
		Pop-up headlight			
3	477 941 386	Protection cap		1	
		Lower			
4	477 941 387	Protection cap		1	
		Upper			
-	477 941 383	Diode		X	
		for			
		Electric motor			
		Pop-up headlight			
5	999 084 045 02	Lock nut		1	
		M 6			
(5)	999 084 049 02	Lock nut		1	
		M 8			
6	999 072 005 09	Hexagon nut		3	
		M 6 X 12			
6	999 072 005 01	Hexagon nut		3	
		M 6 X 12			
7	N 012 006 4	Lock ring		3	
		B 6			
(8)	999 631 127 90	Headlamp unit		2	
		Sealed-beam			
		12V 60/40W			
9	111 971 977	Flat connector socket		6	
10	111 971 986	Flat plug		6	
		6,3 X 0,8			
11	N 013 964 4	Oval-head sheetmetal screw		8	
		B 4,2 X 16			
(11)	900 143 041 00	Oval-head sheetmetal screw		8	
		B 3,9 X 19			
12	900 025 003 02	Washer		8	
		A 5,3			
(12)	900 025 002 02	Washer		8	
		A 4,3			
(12)	900 025 002 03	Washer		8	
		A 4,3			
13	477 857 173	Clip		2	
14	N 043 979 2	Tapping screw		2	
		BZ 4,2 X 45			
15	111 943 383 C	Relay		1	
15	928 615 116 01	Relay		1	
16	477 971 923	Protection cap		1	
-	944 612 035 00	Wiring harness		1	
		for			
		Headlamp			
		Fog headlamp			
		See group			
		9/98/00			

Model: 924 86

Model life 1986>>1988



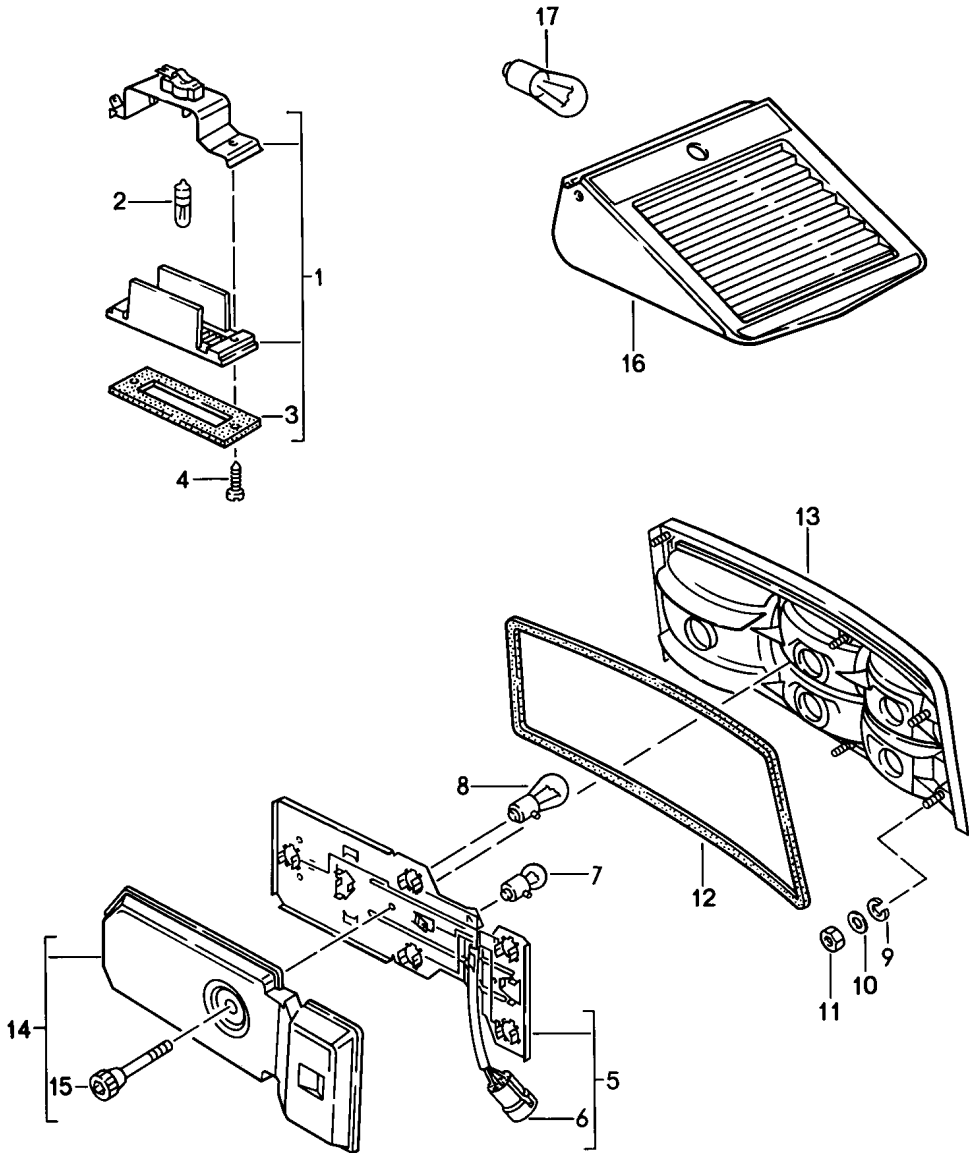
Model: 924 86

Model life 1986&gt;&gt;1988

Pos	Part Number	Description	Remark	Qty	Model
		Direction indicator light Front			
(1)	477 953 043 A	Direction indicator light		2	
(2)	477 953 161 A	Lens		2	
(3)	321 953 169 A	Oval-head sheetmetal screw		4	
4	900 146 011 02	Oval-head screw M 4 X 10		4	
(5)	900 631 128 90	Bulb SL 12V, 21/5 W		2	
6	477 953 165	Gasket		2	
-	477 953 171	Cover for Oval-head screw		2	
7	477 953 661	Threaded plate		2	
(8)	N 030 102 1	Oval-head screw M 4 X 15		4	
9	111 971 511	Line distributor		1	
10	111 971 921	Protection cap for Flat connector		4	
-	944 631 213 00	Moulded hose		2	

Model: 924 86

Model life 1986>>1988



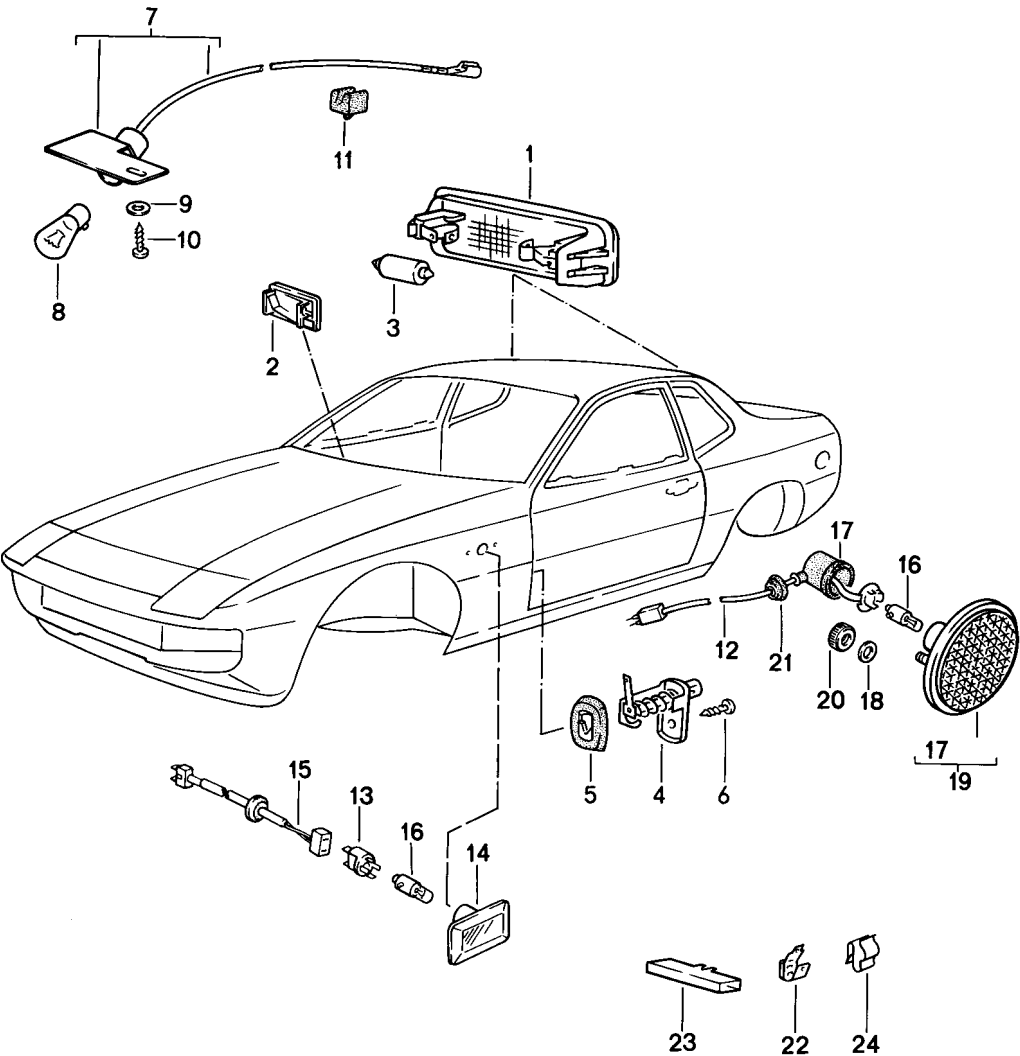
Model: 924 86 Model life 1986>>1988

Pos	Part Number	Description	Remark	Qty	Model
		License plate light			
		Rear light			
1	477 943 021 A	License plate light		2	
2	900 631 103 90	Bulb		2	
		12 V, 4 W			
3	477 943 131	Gasket		2	
4	N 013 961 2	Oval-head sheetmetal screw		2	
		B 3,9 X 13			
4	N 013 961 11	Oval-head sheetmetal screw		2	
		B 3,9 X 13			
-	477 945 113 A	Bulb holder	/L	1	
-	PCG 945 114	Bulb socket	/L	1	
		for			
		Bulb holder			
(5)	477 945 114 A	Bulb holder	/R	1	
-	PCG 945 114	Bulb socket	/R	1	
		for			
		Bulb holder			
6	803 971 980	Pin connector socket		2	
		7-pole			
7	900 631 104 90	Bulb		2	
		12V, 5W			
8	900 631 127 90	Bulb		7	
		12V, 21W			
9	N 012 005 3	Lock ring		12	
		B 5			
10	N 012 222 4	Spring washer		12	
		A 5			
11	N 011 005 14	Hexagon nut		12	
		M 5			
11	900 076 091 01	Hexagon nut		12	
		M 5			
-	000 043 172 00	Sealing cord		*	
		\$ 9 MM			
		Roller			
		10 M			
12		1070 MM		2	
(13)	477 945 213	Housing	/L (CDN) (USA)	1	
		with			
		Lens			
(13)	477 945 214	Housing	/R (CDN) (USA)	1	
		with			
		Lens			
14	477 945 285	Cap		2	
15		Cap		2	
16	928 631 070 00	Additional brake light		1	
-	928 631 061 00	Frame for light		1	
17	900 631 127 90	Bulb		1	
		12V, 21W			



Model: 924 86

Model life 1986>>1988



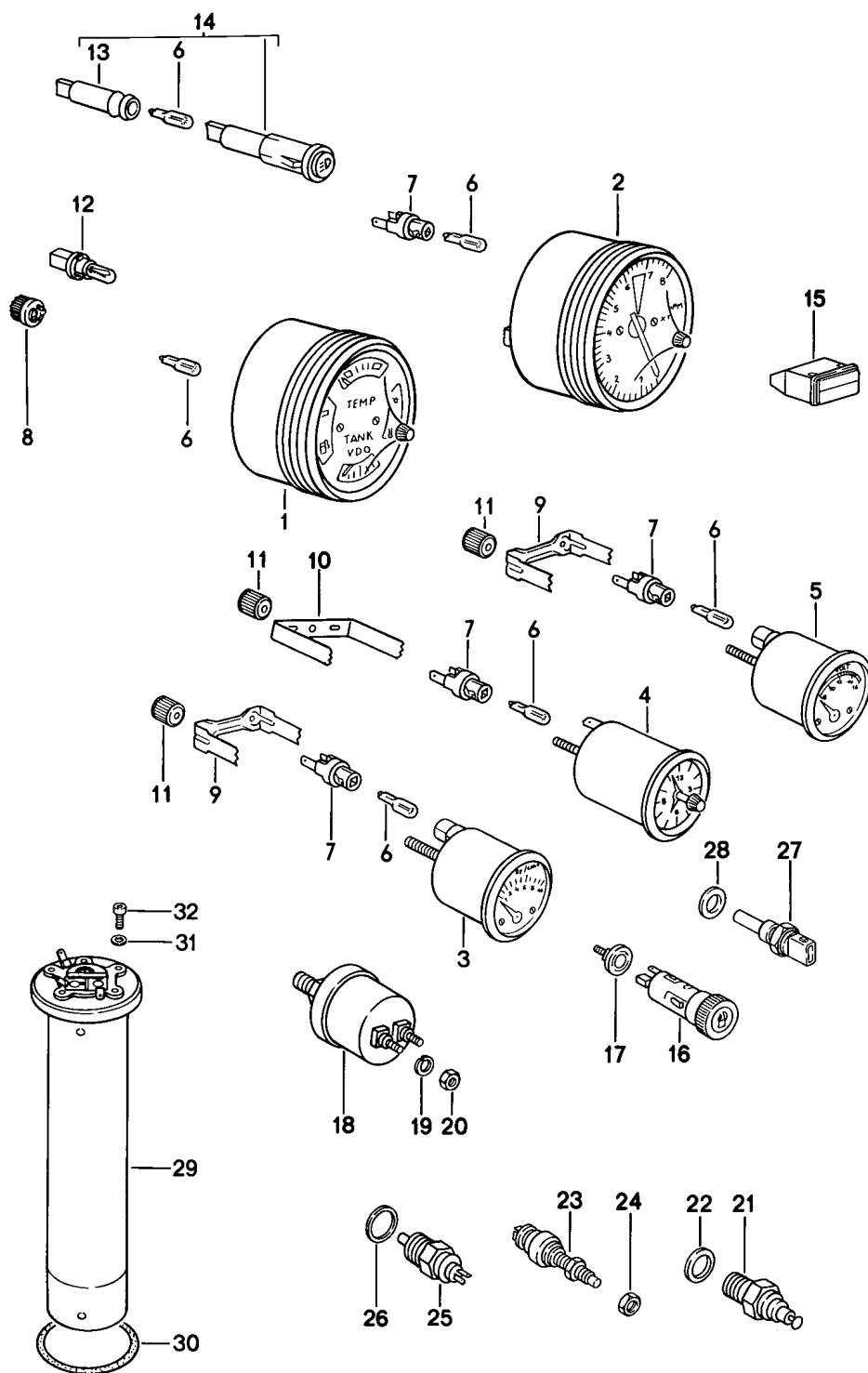
Model: 924 86

Model life 1986&gt;&gt;1988

Pos	Part Number	Description	Remark	Qty	Model
1	823 947 105 B	Interior light Direction indicator light Interior light Luggage compartment lamp		2	
2	171 947 311	Glove compartment light		1	
3	900 631 106 90	Linolite lamp 12V, 10W		2	
(3)	999 631 018 90	Bulb 12V, 3W		1	
4	968 613 601 00	Contact switch		2	
5	944 613 114 00	Gasket		2	
6	N 013 957 5	Oval-head sheetmetal screw BZ 3,5 X 9,5		2	
7	477 947 601 A	Engine compartment lamp		1	
8	900 631 115 90	Bulb 12V, 10W		1	
9	900 151 028 02	Washer B 4,3		1	
9	900 151 028 01	Washer B 4,3		1	
10	900 143 031 02	Oval-head sheetmetal screw B 4,2 X 9,5		1	
11	477 947 633	Clip		3	
12	477 971 946 A	Intermediate cable		2	
13	161 949 111	Bulb socket		2	
(16)	999 631 032 90	Bulb 12V, 5W		2	
17	321 945 139	Gasket		4	
18	477 945 193	Washer		4	
19	477 945 051 A	Housing Yellow	/V	2	
(19)	477 945 061 B	Housing Red	/H	2	
20	477 945 135	Knurled nut		8	
22	111 971 511	Line distributor		2	
23	111 971 977	Flat connector socket		2	
24	999 591 380 02	Cable clamp		2	

Model: 924 86

Model life 1986>>1988



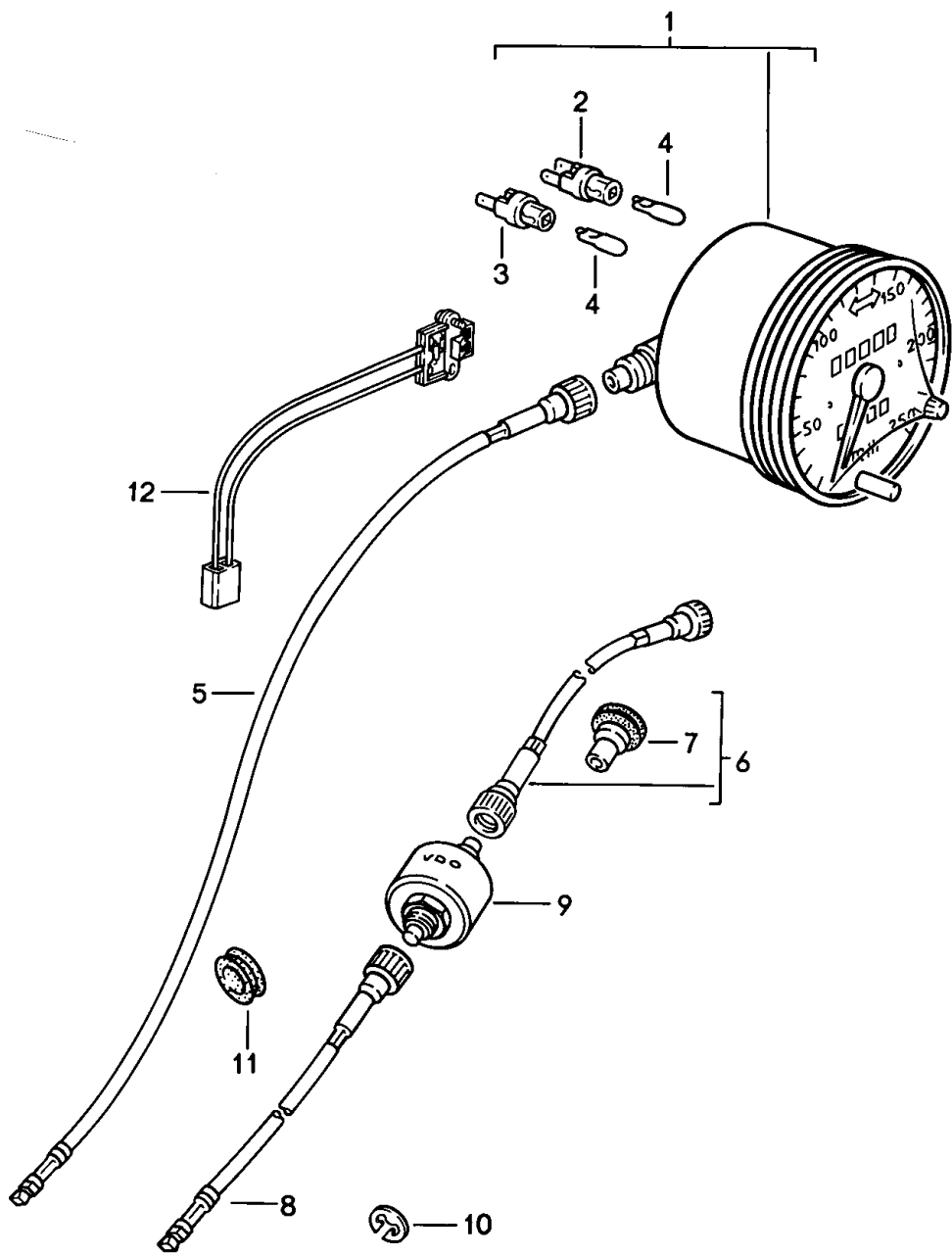
Model: 924 86

Model life 1986&gt;&gt;1988

Pos	Part Number	Description	Remark	Qty	Model
		Instrument cluster Sender			
1	944 641 310 02	Instrument cluster		1	
2	944 641 211 01	Tachometer with Consumption indicator F >>92HN4 52624		1	
2	944 641 211 02	Tachometer without Consumption indicator F 92HN4 52625>>		1	
2	944 641 215 01	Tachometer		1	AUT.
3	944 641 117 02	Oil pressure indicator		1	
4	944 641 015 02	Clock		1	
4	944 641 015 BX	Clock		1	
5	944 641 119 01	Voltmeter		1	
6	900 631 132 90	Bulb 12V, 1,2W		X	
7	477 919 213	Bulb socket Single pole		X	
8	928 641 927 00	Bulb socket		1	
8	928 641 927 01	Bulb socket		1	
9	321 919 115 C	Retaining bar		2	
10	477 919 115	Retaining bar		1	
11	411 957 117	Knurled nut M 4		5	
12	999 631 301 90	Bulb		7	
13	111 919 243	Bulb socket		1	
(15)	477 919 235	Combination warning light		1	
16	477 919 307	Cigarette lighter		1	
17	644 652 112 00	Glower		1	
-	N 012 469 1	Circlip for Cigarette lighter		1	
18	928 606 203 01	Oil pressure sender		1	
18	928 606 203 04	Oil pressure sender		1	
19	N 012 224 3	Spring washer B 4		2	
20	N 011 004 6	Hexagon nut M 4		2	
20	N 011 004 G	Nut M 4		2	
21	944 606 201 00	Temperature sensor		1	
22	N 013 806 2	Sealing ring		1	
23	477 945 515	Brake light switch		1	
24	481 945 529	Nut M 12		1	
25	084 941 521	Switch		1	
26	900 123 106 30	Sealing ring		1	
27	944 606 125 00	Temperature sensor		1	
28	900 123 101 30	Sealing ring		1	
29	477 919 051 B	Tank gauge		1	
30	477 919 133	Sealing ring		1	
31	N 013 802 1	Sealing ring		5	
32	N 044 734 1	Pan-head screw M 5 X 16		5	
32	900 067 137 01	Pan-head screw M 5 X 15		5	

Model: 924 86

Model life 1986>>1988



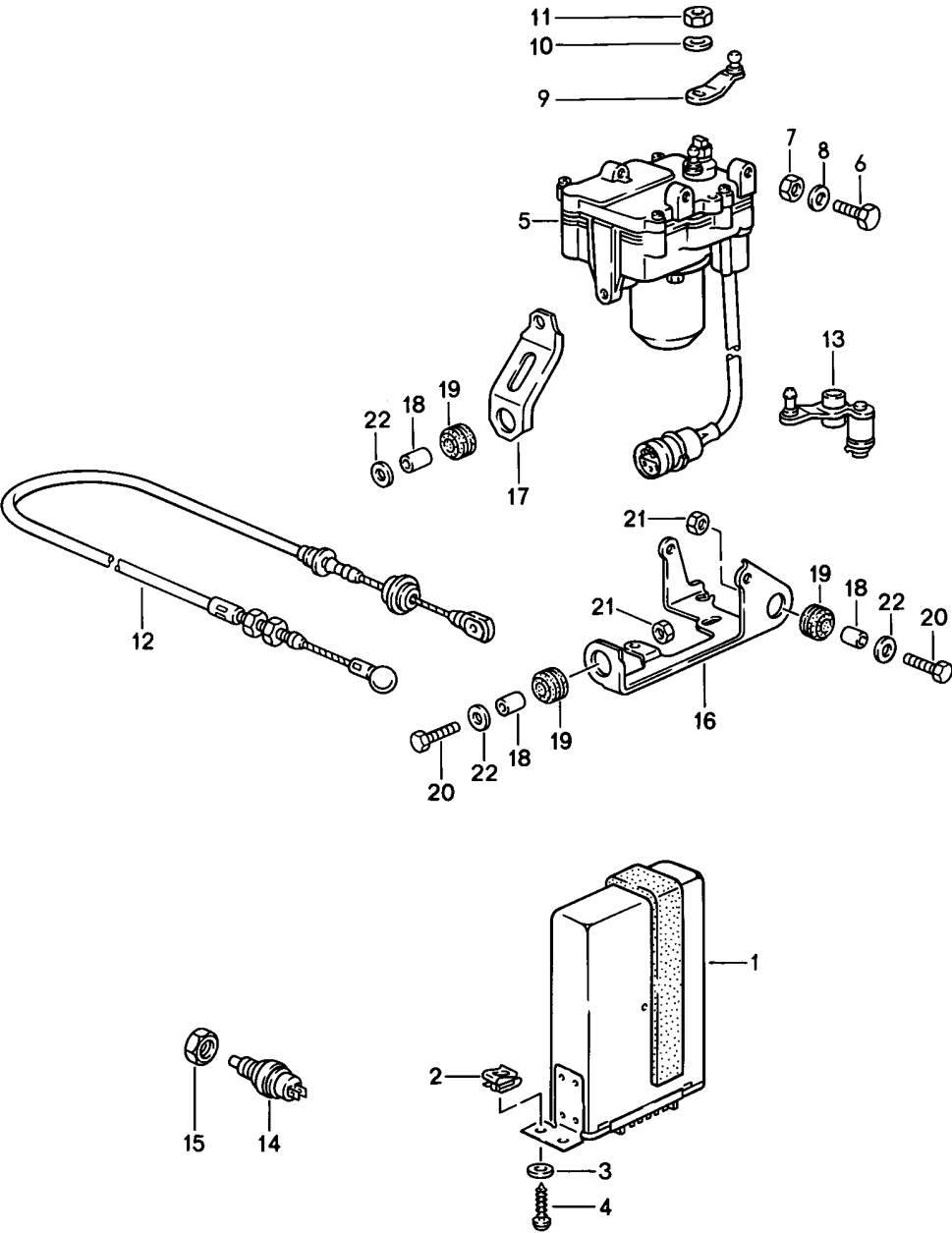
Model: 924 86

Model life 1986&gt;&gt;1988

Pos	Part Number	Description	Remark	Qty	Model
1	944 641 030 01	Speedometer		1	M484
1	944 641 040 00	Speedometer 260 KM/H		1	
2	914 631 179 10	Bulb socket		1	
3	999 632 017 02	Bulb socket		2	
4	900 631 132 90	Bulb 12 V, 1,2 W		3	(SA)
5	142 957 801 C	Drive shaft	/LL	1	
5	211 957 801 E	Drive shaft	/RL	1	
6	944 641 801 00	Drive shaft		1	
6	477 957 809 D	Drive shaft		1	(SA)
7	477 957 861	Rubber sleeve	/LL	1	
7	311 611 743	Grommet	/RL	1	
8	477 957 809 E	Drive shaft	(J)	1	
8	477 957 807 B	Drive shaft		1	(SA)
9	477 957 901 B	Switch for Speed warning device	(J)	1	
9	944 641 237 00	Switch for Speed warning device		1	
10	900 116 003 02	Lock washer		1	
10	900 116 003 09	Lock washer		1	
11	113 957 855	Rubber sleeve		1	
12	944 641 251 00	Hall sender		1	

Model: 924 86

Model life 1986>>1988



Model: 924 86

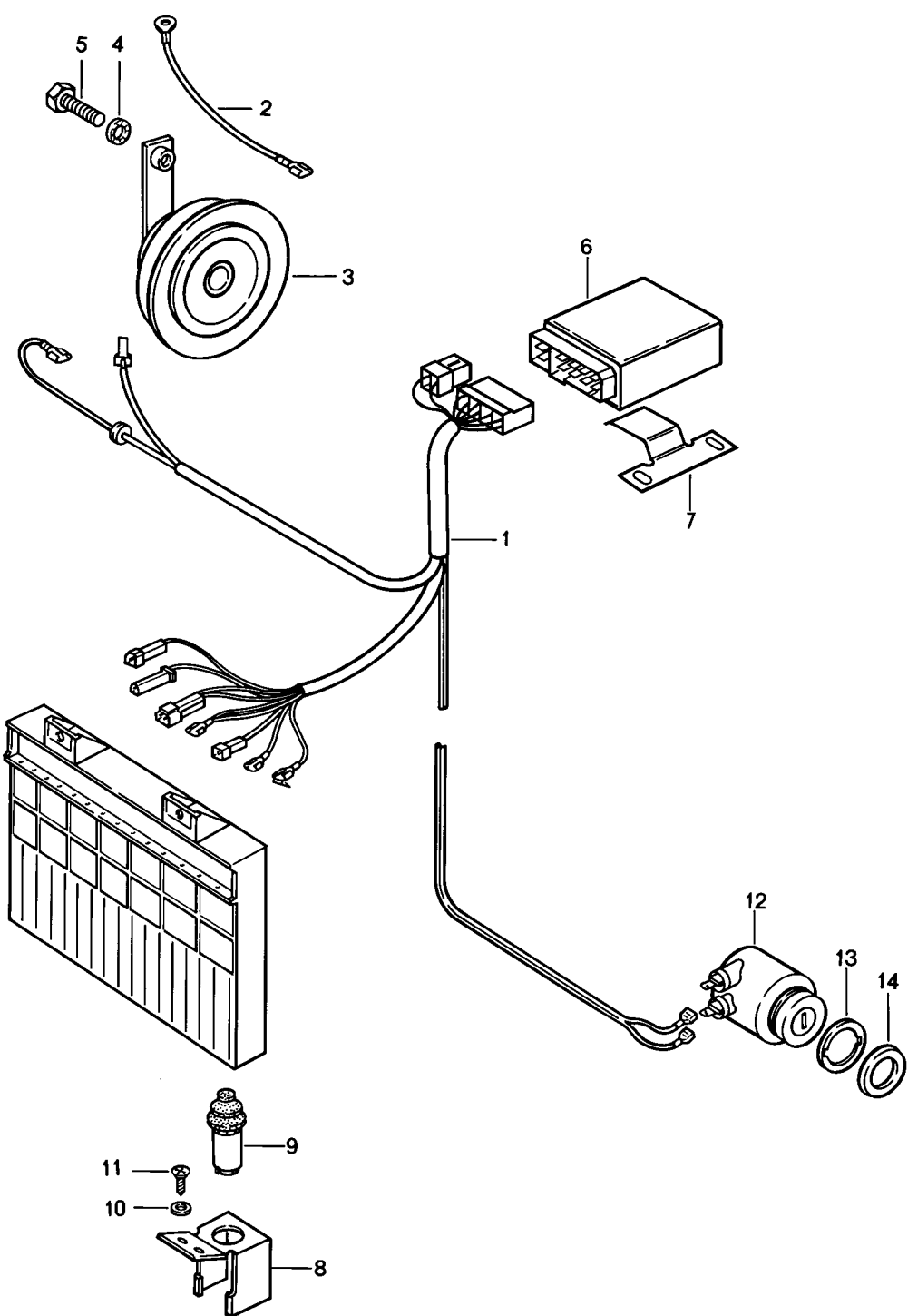
Model life 1986&gt;&gt;1988

Pos	Part Number	Description	Remark	Qty	Model
		Cruise control			M454
1	944 617 127 00	Control unit		1	
2	N 015 422 2	Speed nut		2	
		B 4,2			
3	N 012 225 3	Spring washer		2	
		B 5			
4	N 013 964 4	Oval-head sheetmetal screw		2	
		B 4,2 X 16			
5	944 617 121 00	Drive link	88	1	
6	999 072 005 09	Hexagon nut		2	
		M 6 X 12			
6	999 072 005 01	Hexagon nut		2	
		M 6 X 12			
7	900 076 010 02	Nut		1	
		M 6		2	
7	900 076 010 0B	Nut		1	
		M 6		2	
8	N 011 524 7	Washer		2	
		A 6,4			
8	N 011 524 27	Washer		2	
		A 6,4			
9	944 423 047 00	Rubber mounting		1	
		for			
		Drive link			
10	N 012 229 3	Spring washer		1	
		A 8			
11	N 011 018 4	Hexagon nut		1	
		M 8 X 1			
12	944 423 025 02	Cable	/LL	1	
(12)	945 423 025 01	Cable	/RL	1	
13	944 423 055 00	Reverse lever		1	
		for			
		Accelerator control			
14	944 613 413 00	Switch		1	
15	481 945 529	Nut		1	
		M 12 X 1			
16	944 423 215 02	Support		1	
17	944 423 115 02	Strut		1	
18	999 531 014 02	Bush		3	
19	999 702 133 40	Rubber mounting		3	
20	900 075 017 02	Hexagon-head bolt		2	
		M 6 X 25			
20	900 075 017 03	Hexagon-head bolt		2	
		M 6 X 25			
21	900 076 010 02	Nut		2	
		M 6			
21	900 076 010 0B	Nut		2	
		M 6			
22	N 011 666 7	Washer		4	
		B 6,4			



Model: 924 86

Model life 1986>>1988



Model: 924 86

Model life 1986&gt;&gt;1988

Pos	Part Number	Description	Remark	Qty	Model
		Alarm system			M533
1	477 971 163	Wiring harness		1	
2	477 971 325	Single line		1	
3	944 637 103 01	Horn		1	
4	999 523 102 02	Washer		1	
		J 8,4			
4	999 523 102 0B	Washer		1	
		J 8,4			
5	900 075 087 02	Hexagon-head bolt		1	
		M 8 X 16			
5	900 075 087 03	Hexagon-head bolt		1	
		M 8 X 16			
6	911 637 104 00	Alarm control unit		1	
7	477 857 069	Support		1	
8	477 805 713	Support		1	
9	928 613 173 00	Contact switch		1	
-	477 971 837	Connector housing		1	
		for			
		Contact switch			
10	N 011 521 3	Washer		2	
		A 3,7			
11	N 013 957 5	Oval-head sheetmetal screw		2	
		3,5 X 9,5			
12	911 637 101 00	Alarm switch		1	
		with keys			
13	477 951 255	Washer		1	
14	477 951 251	Rosette		1	
	477 951 251 01C	Satin black			

PORSCHE		Illustration: 910-00		PORSCHE	
Model: 924 86		Model life 1986>>1988			

Model: 924 86

Model life 1986&gt;&gt;1988

Pos	Part Number	Description	Remark	Qty	Model
1	944 624 021 03	Electric fan		1	M573
(1)		Electric fan		2	
2	900 076 010 02	Nut		3	
		M 6			
2	900 076 010 0B	Nut		3	
		M 6			
3	N 011 524 7	Washer		3	M573
		A 6,4			
3	N 011 524 27	Washer		3	
		A 6,4			
4	999 651 168 40	Cable holder		1	
5	944 606 481 00	Temperature switch		1	
5A	477 971 934	Protection cap		1	
6	900 123 149 70	Sealing ring		1	
		A 22 X 27			
7	477 905 053	Series resistor		1	
(7)	477 905 052	Series resistor		1	
8	N 013 964 4	Oval-head sheetmetal screw		1	
		B 4,2 X 16			

PORSCHE		Illustration: 998-00		PORSCHE	
Model: 924 86		Model life 1986>>1988			

Model: 924 86

Model life 1986&gt;&gt;1988

Pos	Part Number	Description	Remark	Qty	Model
>>	477 955 997 B	Repair kits Installation set Headlight washer system Comprising:		1	
-	191 955 681	Pump		1	
-	431 955 465 A	Gasket		1	
-	N 020 126 1	Pipe 12,5 X 1,25		3	
-	113 955 975 B	T-piece		1	
-	477 955 183	Pressure control valve		2	
-	477 955 177	Jet carrier		2	
-	N 019 121 1	Nut		2	
-	928 618 111 00	Relay		1	
-	135 937 501 A	Relay carrier		1	
-	825 971 990	Terminal sleeve housing		1	
-	111 937 077 E	Cable connection		1	
-	477 971 827 B	Cable connection		1	
-	477 971 205	Wiring harness		1	
-	477 971 322 A	Double line		1	
-	477 955 702	Switch		1	
>>	477 955 995	Installation set Rear window wiper F >>92HN4 52624 Comprising:		1	
-	477 955 713 A	Wiper motor		1	
-	477 955 715 B	Mounting plate		1	
-	N 012 226 5	Spring washer B 6		3	
-	900 076 010 02	Nut M 6		3	
-	900 076 010 0B	Nut M 6		3	
-	477 955 737	Cap		1	
-	477 955 439	Grommet		2	
-	477 955 435 A	Spacer		1	
-	311 955 243 A	Hexagon nut M 12 X 1		1	
-	211 955 275 A	Housing		1	
-	477 955 409 A	Wiper arm		1	
-	999 084 045 02	Lock nut		1	
-	928 628 218 01	Wiper blade		1	
-	928 628 218 02	Wiper blade		1	
-	477 971 345	Wiring harness		1	
-	477 971 346	Wiring harness		1	
-	477 955 701	Rocker switch		1	
-	111 941 189	Drain bush		1	
-	999 652 106 02	Flat receptacle 6,3 X 1		3	
-	N 018 007 4	Insulating hose 100 MM Use also:		1	
-	944 628 071 00	Mounting plate		1	
>>	477 955 995 A	Installation set Rear window wiper F 92HN4 52625>> Comprising:		1	
-	477 955 713 A	Wiper motor		1	
-	944 628 071 01	Mounting plate		1	
-	N 012 226 5	Spring washer B 6		3	
-	900 076 010 02	Nut M 6		3	
-	900 076 010 0B	Nut		3	

Model: 924 86

Model life 1986&gt;&gt;1988

Pos	Part Number	Description	Remark	Qty	Model
		M 6			
-	477 955 737	Cap		1	
-	477 955 439	Grommet		2	
-	477 955 435 A	Spacer		1	
-	311 955 243 A	Hexagon nut		1	
		M 12 X 1			
-	211 955 275 A	Housing		1	
-	477 955 409 A	Wiper arm		1	
-	999 084 045 02	Lock nut		1	
-	928 628 218 01	Wiper blade		1	
-	477 971 345 A	Wiring harness		1	
-	477 971 346 A	Wiring harness		1	
-	477 955 701	Rocker switch		1	
-	937 503 255 01	Spacer		2	
-	N 011 524 7	Washer		2	
		A 6,4			
-	N 011 524 27	Washer		2	
		A 6,4			
-	N 014 140 5	Oval-head screw		2	
		M 6 X 15			
-	111 953 547	Grommet		2	
>>	477 941 903 A	Installation set		1	
		Fog headlamp			
		Comprising:			
-	477 941 703 B	Fog headlamp		2	
-	900 631 126 90	Halogen bulb		2	
		H3 12V/55W			
-	N 011 010 6	Hexagon nut		2	
		M 10			
-	N 101 552 10	Hexagon nut		2	
		M 10			
-	900 027 016 02	Lock ring		2	
		B 10			
-	900 027 016 03	Lock ring		2	
		B 10			
-	900 025 008 09	Washer		2	
		A 10,5			
-	900 025 008 04	Washer		2	
		A 10,5			
-	131 867 549	Clamp		2	
-	477 941 535	Switch		1	
-	141 957 397 A	Bulb socket		1	
-	900 631 132 90	Bulb		1	
		W 12V/1,2W			
-	477 963 137	Relay		1	
-	477 971 490 A	Wiring harness		1	
-	477 971 491 A	Wiring harness		1	
-	477 971 827 B	Cable connection		1	
		Use also:			
-	477 971 350	Single line		1	
-	911 631 964 00	Light-diffusing lens		2	
-	911 631 956 00	Gasket		2	
		for			
		Light-diffusing lens			
-	911 631 959 28	Ring for fog headlamp		2	
>>	000 043 095 00	Installation set	-87	1	
		Oil level			
		Warning system			
		Comprising:			
-	944 612 911 01	Wiring harness		1	
-	944 612 923 01	Wiring harness		1	
-	944 617 150 00	Relay		1	
-	944 101 033 00	Heat shield		1	

Model: 924 86

Model life 1986&gt;&gt;1988

Pos	Part Number	Description	Remark	Qty	Model
-	900 075 085 02	Hexagon-head bolt M 8 X 20		2	
-	900 025 007 02	Washer A 8,4		2	
-	900 025 007 03	Washer A 8,4		2	
-	477 971 881 A	Retaining bracket		1	
-	999 651 162 40	Cable holder		1	
-	999 513 002 40	Tie-wrap		3	
-	N 020 910 4	Tie-wrap		3	
-	999 513 003 40	Tie-wrap		3	
-	N 017 490 6	Flat connector		1	
-	171 971 999	Terminal sleeve housing		2	
-	000 043 095 01	Installation instructions		1	